

ARGUS  
FLUID  
POWER



ARGUS  
FLUID POWER



阿格思（苏州）流体动力科技有限公司  
阿格思（香港）流体动力有限公司  
上海阿格思流体动力有限公司

## About Argus

关于阿格思

流体连接专家

Fluid Connection Expert



ARGUS成立于2009年，注册资金1000万人民币，专业从事液压软管、工业管、管接头、软管总成、钢管总成的研制、生产及销售。

公司拥有多名长期从事工程机械、矿山机械、海工机械、工业设备等大型设备的液压管路系统的研发设计、生产、安装、服务团队，为客户提供优质的产品与服务，并可根据客户的要求设计开发全套管路系统解决方案！

公司秉承品质第一、不断创新、规范管理、用心服务；坚持以市场为导向，以经济效益为中心的经营理念，采用了全套软管总成、钢管总成进口生产线，如芬兰FINN-POWER扣压机、德国UNIFLEX扣压机、德国UNIFLEX检测设备、德国WALFORM钢管成型机、意大利RPS钢管红外线检测仪等。并获取GIC颁发的ISO9001: 2015国际质量认证体系证书。

ARGUS同时代理Danfoss、Eaton、Continental、IVG、Transfer Oil等国际知名品牌的液压软管、工业管、热塑管等流体连接件产品，并可为客户提供各类船级社认证及煤安认证的产品！



ARGUS was established in 2009 with a registered capital of 10 million RMB. It specializes in the development, production and sales of hydraulic hoses, industrial pipes, pipe joints, hose assemblies, and steel pipe assemblies.

The company has a number of long-term research and development, design, production, installation, and service teams for hydraulic piping systems of construction machinery, mining machinery, offshore machinery, industrial equipment and other large equipment to provide customers with the high quality products and services, and Design and develop a complete set of piping system solutions according to customer requirements!

The company adheres to quality first, continuous innovation, standardized management, and dedicated service; adheres to the market-oriented and economic-oriented business philosophy, and adopts a full set of imported hose assemblies and steel pipe assemblies, such as Finn-POWER withholding in Finland Machine, German UNIFLEX crimping machine, German UNIFLEX testing equipment, German WALFORM steel pipe forming machine, Italian RPS steel pipe infrared detector, etc. And obtained the ISO9001: 2015 international quality certification system certificate issued by GIC.

At the same time, ARGUS is the agent of Danfoss, Eaton, Continental, IVG, Transfer Oil and other internationally renowned brands of hydraulic hoses, industrial pipes, thermoplastic pipes and other fluid connection products, and can provide customers with various CCS certification and MA certification products!

# Enterprise concept

企业理念



## ARGUS使命

ARGUS Mission

致力为管路连接专家，与客户共同协作，实现管路零泄漏！



Committed to being a pipeline connection expert, working with customers to achieve zero leakage in pipelines!

## ARGUS愿景

ARGUS Vision

为合作伙伴、股东、员工提供创造和实现他们美好梦想的机会！

Provide opportunities for partners, shareholders and employees to create and realize their beautiful dreams!



# Production equipment

生产设备

## 高品质和高性能产品的保障

Guarantee of high-quality and high-performance products




全球顶级的Uniflex及Finn-Power扣压设备保障软管总成扣压的精准度。

The world's top Uniflex and Finn-Power crimping equipment guarantee the accuracy of the hose assembly crimping.



Eaton Walform—非焊接、零泄漏钢管总成的发明者。

Eaton Walform-Inventor of non-welded, zero leakage steel pipe assembly.




# Detection ability

## 检测能力



红外线钢管总成扫描仪：精准度可达 $55\mu\text{m}$ ，有效保证了钢管总成全尺寸的精准度。

Infrared steel hose assembly scanner: the accuracy can reach  $55\mu\text{m}$ , which effectively guarantees the full-size accuracy of the steel hose assembly.



静压测试：出厂前严格按照质量体系文件对每批胶管总成做压力测试。

Static pressure test: Perform pressure test on each batch of hose assemblies in strict accordance with the quality system documents before leaving the factory.



清洁：每根软管扣压、钢管成型前都必须清洁。

Washing: each hose must be cleaned before crimping and steel pipe forming.

# Application area

## 应用领域

ARGUS致力为客户提供高性能、高清洁度、零泄漏的管路系统解决方案，可根据客户工况设计定制化产品，并为客户提供管路技术培训。目前我们已为工程机械、矿山机械、海工机械、压铸机、空压机、机床等领域客户提供了全套管路系统解决方案，如：Sandvik、Thyssenkrupp、Sany Palfinger、中海油服、招商局重工、力劲集团、AtlasCopco等客户。

ARGUS is committed to providing customers with high-performance, high-cleanliness, and zero-leakage pipeline system solutions. It can design customized products according to customers' working conditions and provide customers with pipeline technology training. At present, we have provided a complete set of piping system solutions for customers in the fields of construction machinery, mining machinery, offshore machinery, die casting machines, air compressors, and machine tools, such as: Sandvik, Thyssenkrupp, Sany Palfinger, China National Offshore Oil Services, China Merchants Heavy Industries, Lijin Group, AtlasCopco and other customers.



工程机械

Engineer Equipments



矿山机械

Mining Equipments



海工机械

Offshore Machinery



农业机械

Agriculture Equipments



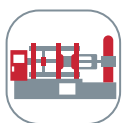
铁路机械

Railway Machinery



注塑机

Injection Machine



压铸机

Die Casting Machine



空压机

Air Compressor



物料搬运设备

Handling Equipment



高空作业车

Aerial work truck



公路养护机械

Road Machinery



船舶机械

Marine Equipments



石油设备

Petroleum Equipments



机床

Machine Tool



航空设备

Aviation Equipment



自动化设备

Automation Equipments



汽车制造

Automotive



建筑机械

Building Equipments



清洗设备

Cleaning Equipments



加油机

Fuel Dispenser



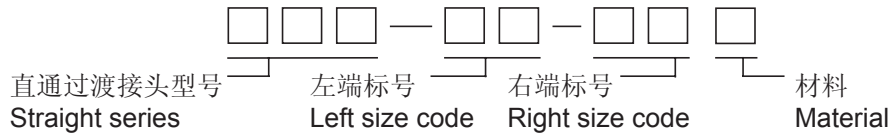


过渡接头代号说明 How To Order Adapter	A
DIN卡套接头 DIN Bite Type Tube Fittings	B
日本公制螺纹60° 锥面密封接头 Japanese Metric Thread 60° Cone Fittings	C
其它公制螺纹接头 Other Metric Thread Fittings	D
日本英管螺纹60° 锥面密封接头 Japanese BSP Thread 60° Cone Fittings	E
英管螺纹60° 锥面密封接头 BSP Thread 60° Cone Fittings	F
英锥管螺纹BSPT接头 BSPT Thread Fittings	G
美制螺纹JIC 74° 锥面扩口接头 JIC 74° Cone Flared Tube Fittings	H
美制螺纹O型圈平面密封接头 ORFS Fittings	I
美制锥管螺纹NPT接头 NPT Thread Fittings	J
美制螺纹NPSM接头 NPSM Fittings	K
美制SAE外螺纹90° 外锥接头 SAE Male 90° Cone Fittings	L
法兰接头 Flange Fittings	M
附加资料 Information	N

# 过渡接头代号说明 How To Order Adapter

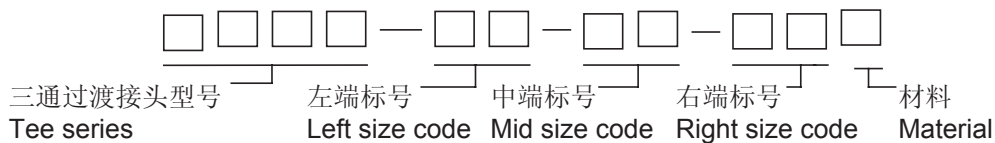
## 过渡接头代号说明 How to order adapter

### 1 直通过渡接头代号 Straight part NO.

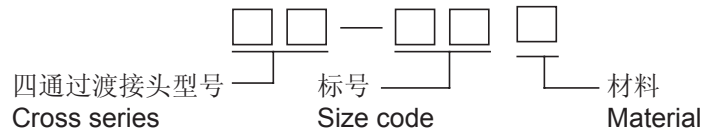


2 角弯过渡接头代号: 在直通过渡接头型号后加“4”表示45°弯曲过渡接头, 在直通过渡接头型号后加“9”表示90°弯曲过渡接头。如1BG9-04OG,1JT4-08-06SP等。  
Elbow part NO.: Add suffix "4" for 45° elbow and suffix "9" for 90° elbow to the straight part number. e.g, 1BG9-04OG and 1JT4-08-06SP.

### 3 三通过渡接头代号 Tee part NO.



### 4 四通过渡接头代号 Cross part NO.



对四通过渡接头一般四端都相同, 因此只注一个标号。如四端不同, 则第一组表示左端, 第二组表示上端, 第三组表示右端, 第四组表示下端。

In general for cross fitting, the four ends thread is the same. If different, the first group means left, the second group means up, the third group means right and the fourth group means down.

### 5 当材料代号为碳钢时, 则不标注材料代号, 其他材料的代号如下表所示。

Don't need material code if the material is carbon steel, and the code for other materials is defined as following:

材料 Material	碳钢 Carbon steel	铜 Brass	不锈钢 Stainless steel
代号 Code	—	BR	SS

# 过渡接头代号说明 How To Order Adapter

6 标号根据螺纹或尺寸大小来规定，具体按下表所示。 Size code table:

英管螺纹 BSP Thread	G1/8" x28	G1/4" x19	—	G3/8" x19	G1/2" x14	G5/8" x14	G3/4" x14	G1"x11	G1.1/4" x11	G1.1/2" x11	G2"x11
英锥管螺纹 BSPT Thread	R1/8" x28	R1/4" x19	—	R3/8" x19	R1/2" x14	—	R3/4" x14	R1"x11	R1.1/4" x11	R1.1/2" x11	R2"x11
布锥管螺纹 NPT Thread	Z1/8" x27	Z1/4" x18	—	Z3/8" x18	Z1/2" x14	—	Z3/4" x14	Z1"x11.5	Z1.1/4" x11.5	Z1.1/2" x11.5	Z2" x11.5
美制JIC 螺纹 JIC Thread	—	7/16" x20	1/2" x20	9/16" x18	3/4" x16	7/8" x14	1.1/16" x12	1.5/16" x12	1.5/8" x12	1.7/8" x12	2.1/2" x12
美制ORFS 螺纹 ORFS Thread	—	9/16" x18	—	11/16" x16	13/16" x16	1" x14	1.3/16" x12	1.7/16" x12	1.11/16" x12	2" x12	—
美制SAE 螺纹 SAE Thread	—	—	—	5/8" x18	—	—	1.1/16" x14	—	—	—	—
法兰 Flange size	—	—	—	—	1/2"	5/8"	3/4"	1"	1.1/4"	1.1/2"	2"
标号 Size code	02	04	05	06	08	10	12	16	20	24	32
注：公制螺纹标号与螺纹外径一致。 Note: The size of metric thread accords with the O.D. of thread.											

标注示例： Example of order:

1BG直通过渡接头系列，左端接头螺纹为G1/2"X14，右端接头螺纹为G3/4"X14，用碳钢制作的接头，代号为1BG-08-12，如用不锈钢制作，代号为1BG-08-12SS。

If 1BG' left end thread is G1/2" x 14 and right end thread is G3/4" x 14, the carbon steel fitting number is 1BG-08-12. If made of stainless steel, the fitting number is 1BG-08-12SS.

AJJN三通过渡接头系列，左端接头螺纹为9/16"x18，中端接头螺纹为9/16"x18，右端接头螺纹为Z1/2"x14，用碳钢制作的接头，代号为AJJN-06-06-08。

If AJJN' left end thread is 9/16" x 18, mid end thread is 9/16" x 18 and right end thread is Z1/2" x 14, the carbon steel fitting number is AJJN-06-06-08.

## 过渡接头编号规则

### 一、直通过渡接头编号规则：

第一位数字	第二或第三位字母
1外螺纹/外螺纹	A英管螺纹球面
2外螺纹/活动内螺纹(扣压螺母)	B英管螺纹60°锥面
3活动内螺纹(扣压螺母)/活动内螺纹(扣压螺母)	C公制24°轻系列
4外螺纹堵头	D公制24°重系列
5衬套(外螺纹/固定内螺纹)	E公制平面带O形圈
6过板接头	F美制ORFS平面
7固定内螺纹/固定内螺纹(无螺母)	G英管螺纹平面、O-Ring密封
8锁母	H公制六角端面O-Ring密封
9内螺纹堵头(扣压螺母)	J美制JIC 74°
	K公制外螺纹60°外锥(小松)
	L公制组合垫圈密封
	M公制60°
	N美制布锥管
	O美制SAE O-Ring BOSS
	P美制SAE 90°
	Q公制74°
	S日式英管外螺纹60°外锥
	T英锥管螺纹
	U NPSM
	W焊接管
	Y煤矿接头(SAE标准)
	Z BSP平面用组合垫圈密封

- 1 在原代号后加“OR”，表示在60°、74°、90°外锥面上加O-RING，如1J-06-04OR，表示第二端即-04端锥面上加O-RING；1J-06-04/2OR表示两端即-06端及-04端均加O-RING。
- 2 固定内螺纹/活动内螺纹(扣压螺母)的表示方法为第一位数字为7，再在后面加S(注：S为SWIVEL的第一个字母)，如7B-08S、7NU-08S。
- 3 外螺纹/活动内螺纹(套螺母)的表示方法为第一位数字为5，再在后面加S(注：S为SWIVEL的第一个字母)，如5J-08-12S。
- 4 W端焊接管较短时，在代号后加S(注：S为SHORT的第一个字母)，如3BW-08-20S。
- 5 对用于卡套式的直管，用W表示，并在后面加P，如1BW-08-18P，表示第二端为直管，用于卡套式，不是用于焊接式。
- 6 焊接管的尺寸为英寸制时，在代号后加IN，如5JW-08IN、3JW-12S/IN。
- 7 内六角外螺纹堵头在原代号中加N，如4TN-08、4NN-08、4BN-08、4ON-08等。
- 8 用CAPTIVE密封的接头型式，在代号后加WD，如1B-08-12WD，表示第二端即-12端为CAPTIVE密封型式；1B-08-12/2WD，表示-08及-12两端均为CAPTIVE密封型式。
- 9 对J端加长的过渡接头，在代号后加L，如1JO-08L。
- 10 对表接头在代号后加G，如2TB-08G。
- 11 对转接头在代号后加OG，如1JG9-08-10OG、AJOJ-08OG等。
- 12 对T端接头需加工60°内锥面的接头，在代号后加SP，如1BT-08SP。
- 13 24°带O-RING锥密封接头，如使用GB标准规格的O-RING，在代号后加GN。

### 二、角弯过渡接头编号规则：

在直通过渡接头编号后加“4”表示45°弯曲过渡接头，在直通过渡接头编号后加“9”表示90°弯曲过渡接头。

# 过渡接头代号说明 How To Order Adapter

---

## 三、三通过渡接头编号规则：

第一个字母的含义如下所示，其余字母的含义同直通过渡接头中的第二或第三位字母。

- A 外螺纹/外螺纹/外螺纹
- B 外螺纹/活动内螺纹/外螺纹
- C 外螺纹/外螺纹/活动内螺纹
- D 活动内螺纹/活动内螺纹/活动内螺纹
- E 活动内螺纹/外螺纹/活动内螺纹
- F 活动内螺纹/活动内螺纹/外螺纹
- G 固定内螺纹/固定内螺纹/固定内螺纹
- H 固定内螺纹/固定内螺纹/外螺纹
- J 固定内螺纹/外螺纹/固定内螺纹
- K 外螺纹/固定内螺纹/外螺纹
- L 外螺纹/外螺纹/固定内螺纹
- M 活动内螺纹/固定内螺纹/活动内螺纹
- N 外螺纹/固定内螺纹/活动内螺纹
- P 固定内螺纹/外螺纹/活动内螺纹
- Q 固定内螺纹/活动内螺纹/外螺纹

## 四、四通过渡接头：

第一个字母X表示四端都是外螺纹的四通。

第一个字母Y表示四端都是活动内螺纹的四通。

第一个字母Z表示四端都是固定内螺纹的四通。

其余字母的含义同直通过渡接头中的第二或第三位字母，如XB-08，YB-08，ZB-08等。

公制螺纹接头  
Metric Thread Fittings

DIN卡套接头  
DIN Bite Type Tube Fittings

日本公制螺纹60° 锥面密封接头  
Japanese Metric Thread 60° Cone Fittings

其它公制螺纹接头  
Other Metric Thread Fittings

B



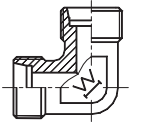
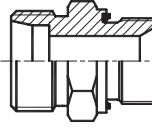
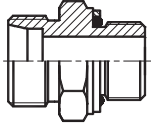
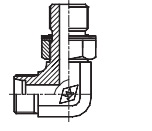
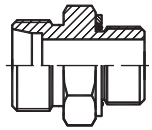
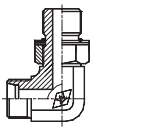
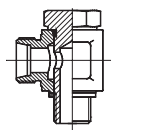
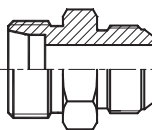
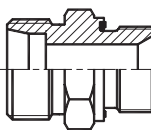
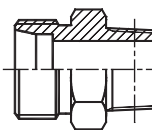
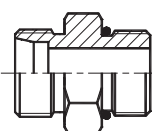
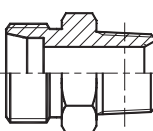
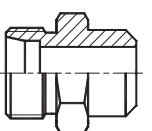
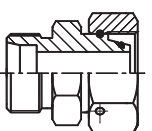
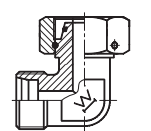
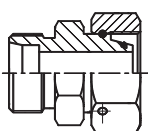
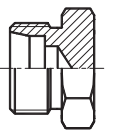
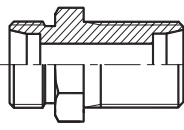

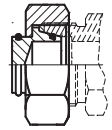
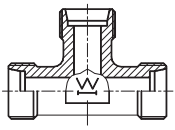
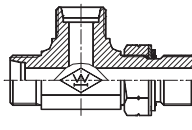
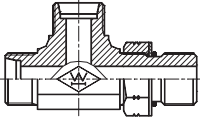
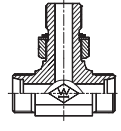
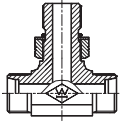
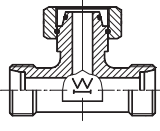
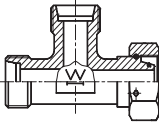
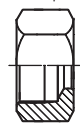

C

D

# DIN卡套接头 DIN Bite Type Tube Fittings

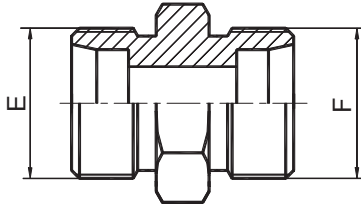
## 型号索引 Part NO. Index

B

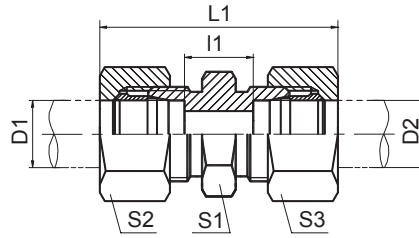
 1C、1D PB1	 1C、1D变径 PB2	 1C9、1D9 PB3	 1CB-WD、1DB-WD PB4	 1CG、1DG PB5	 1CG9-OG、1DG9-OG PB6
 1CH、1DH PB7	 1CH9-OG、1DH9-OG PB8	 1CI、1DI PB9	 1CJ、1DJ PB10	 1CM-WD、1DM-WD PB11	 1CN、1DN PB12
 1CO、1DO PB13	 1CT-SP、1DT-SP PB14	 1CW、1DW PB15	 2C PB16	 2C9、2D9 PB17	 2D PB18
 4C、4D PB19	 6C、6D PB20	 8C PB21	 9C、9D PB22	 AC、AD PB23	 ACCH-OG、ADDH-OG PB24
 ACCO-OG、ADDO-OG PB25	 ACHC-OG、ADHD-OG PB26	 ACOC-OG、ADOD-OG PB27	 BC、BD PB28	 CC、CD PB29	 NL、NS PB30
 RL、RS PB31					



# DIN卡套接头 DIN Bite Type Tube Fittings



**1C**  
**1D**



**1C-RN**  
**1D-RN**

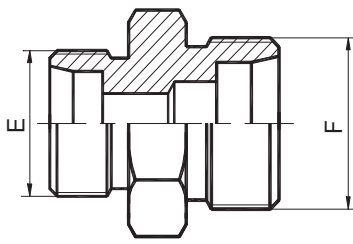
直通接头  
STRAIGHT FITTINGS

代号 PART NO.	螺纹 THREAD		管子外径 TUBE O.D.		尺寸 DIMENSIONS						压力等级 MPa
	E	F	D1	D2	I1	L1	S1	S2	S3		
1C-12	M12X1.5	M12X1.5	6	6	10	39	12	14	14	31.5 轻系列 L	
1C-14	M14X1.5	M14X1.5	8	8	11	40	14	17	17		
1C-16	M16X1.5	M16X1.5	10	10	13	42	17	19	19		
1C-18	M18X1.5	M18X1.5	12	12	14	43	19	22	22		
1C-22	M22X1.5	M22X1.5	15	15	16	46	24	27	27		
1C-26	M26X1.5	M26X1.5	18	18	16	48	27	32	32		
1C-30	M30X2	M30X2	22	22	20	52	32	36	36	16 轻系列 L	
1C-36	M36X2	M36X2	28	28	21	54	41	41	41		
1C-45	M45X2	M45X2	35	35	20	63	46	50	50		
1C-52	M52X2	M52X2	42	42	21	66	55	60	60	63 重系列 S	
1D-14	M14X1.5	M14X1.5	6	6	16	45	14	17	17		
1D-16	M16X1.5	M16X1.5	8	8	18	47	17	19	19		
1D-18	M18X1.5	M18X1.5	10	10	17	49	19	22	22		
1D-20	M20X1.5	M20X1.5	12	12	19	51	22	24	24		
1D-22	M22X1.5	M22X1.5	14	14	22	57	24	27	27	40 重系列 S	
1D-24	M24X1.5	M24X1.5	16	16	21	57	27	30	30		
1D-30	M30X2	M30X2	20	20	23	66	32	36	36		
1D-36	M36X2	M36X2	25	25	26	74	41	46	46		
1D-42	M42X2	M42X2	30	30	27	80	46	50	50		
1D-52	M52X2	M52X2	38	38	29	90	55	60	60	31.5重系列S	

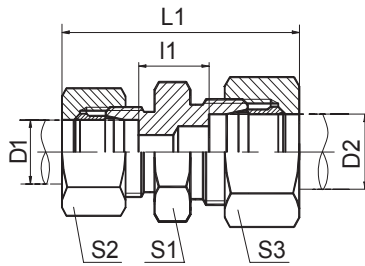
注：如需带卡套及卡套螺母整套订货，则请在代号后加“RN”，如1C9-30RN。

Note: In case if you are interested to order the adapter in complete set with cutting ring and nut ,it is necessary to insert suffix "RN" after our part no., for example 1C-30RN.

# DIN卡套接头 DIN Bite Type Tube Fittings



**1C**  
**1D**



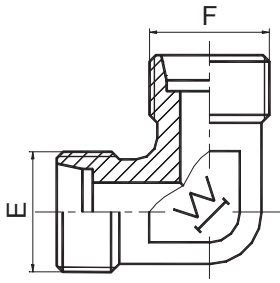
**1C-RN**  
**1D-RN**

直通变径接头  
STRAIGHT REDUCERS

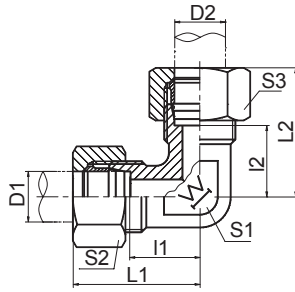
代号 PART NO.	螺 纹 THREAD		管子外径 TUBE O.D.		尺 寸 DIMENSIONS					压力等级 MPa
	E	F	D1	D2	L1	I1	S1	S2	S3	
1C-12-14	M12X1.5	M14X1.5	6	8	40	11	14	15	17	31.5 轻系列 L
1C-12-16	M12X1.5	M16X1.5	6	10	41	12	17	15	19	
1C-12-18	M12X1.5	M18X1.5	6	12	42	13	19	15	22	
1C-14-16	M14X1.5	M16X1.5	8	10	41	12	17	17	19	
1C-14-18	M14X1.5	M18X1.5	8	12	42	13	19	17	22	
1C-16-18	M16X1.5	M18X1.5	10	12	43	14	19	19	22	
1C-16-22	M16X1.5	M22X1.5	10	15	44.5	15	24	19	27	
1C-16-26	M16X1.5	M26X1.5	10	18	46	15.5	27	19	32	
1C-18-22	M18X1.5	M22X1.5	12	15	44.5	15	24	22	27	
1C-18-26	M18X1.5	M26X1.5	12	18	46	15.5	27	22	32	
1C-18-30	M18X1.5	M30X2	12	22	48	17.5	32	22	36	
1C-22-26	M22X1.5	M26X1.5	15	18	47.5	16.5	27	27	32	16 轻系列 L
1C-22-30	M22X1.5	M30X2	15	22	49.5	18.5	32	27	36	
1C-26-30	M26X1.5	M30X2	18	22	50	18	32	32	36	
1C-26-36	M26X1.5	M36X2	18	28	51.5	19	41	32	41	
1C-30-36	M30X2	M36X2	22	28	53.5	21	41	36	41	
1C-30-45	M30X2	M45X2	22	35	58.5	21	46	36	50	
1C-36-45	M36X2	M45X2	28	35	59	21	46	41	50	
1D-14-16	M14X1.5	M16X1.5	6	8	47	18	17	17	19	63 重系列 S
1D-14-18	M14X1.5	M18X1.5	6	10	48	17.5	19	17	22	
1D-14-20	M14X1.5	M20X1.5	6	12	50	19.5	22	17	24	
1D-16-18	M16X1.5	M18X1.5	8	10	48	17.5	19	19	22	
1D-16-20	M16X1.5	M20X1.5	8	12	50	19.5	22	19	24	
1D-18-20	M18X1.5	M20X1.5	10	12	51	19	22	22	24	
1D-18-22	M18X1.5	M22X1.5	10	14	54	20.5	24	22	27	
1D-18-30	M18X1.5	M30X2	10	20	59.5	22	32	22	36	40 重系列 S
1D-20-22	M20X1.5	M22X1.5	12	14	54	20.5	24	24	27	
1D-20-24	M20X1.5	M24X1.5	12	16	54	20	27	24	30	
1D-20-30	M20X1.5	M30X2	12	20	59.5	22	32	24	36	
1D-22-24	M22X1.5	M24X1.5	14	16	57	21.5	27	27	30	
1D-24-30	M24X1.5	M30X2	16	20	62.5	23	32	30	36	
1D-24-36	M24X1.5	M36X2	16	25	67.5	25.5	41	30	46	
1D-30-36	M30X2	M36X2	20	25	71	25.5	41	36	46	
1D-30-42	M30X2	M42X2	20	30	74	26	46	36	50	
1D-36-42	M36X2	M42X2	25	30	77	26.5	46	46	50	
1D-42-52	M42X2	M52X2	30	38	86.5	28.5	55	50	60	31.5重系列S

注：如需带卡套及卡套螺母整套订货，则请在代号后加“RN”，如1C-30-36RN。  
 Note: In case if you are interested to order the adapter in complete set with cutting ring and nut ,it is necessary to insert suffix "RN" after our part no., for example 1C-30-36RN.

# DIN卡套接头 DIN Bite Type Tube Fittings



**1C9**  
**1D9**



**1C9-RN**  
**1D9-RN**

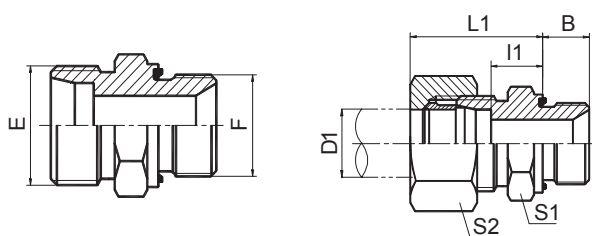
90° 弯曲接头  
90° ELBOW FITTINGS

代号 PART NO.	螺纹 THREAD		管子外径 TUBE O.D.		尺寸 DIMENSIONS						压力等级 MPa
	E	F	D1	D2	l1,l2	L1,L2	S1	S2,S3			
1C9-12	M12X1.5	M12X1.5	6	6	12	27	12	14			31.5 轻系列 L
1C9-14	M14X1.5	M14X1.5	8	8	14	29	12	17			
1C9-16	M16X1.5	M16X1.5	10	10	15	30	14	19			
1C9-18	M18X1.5	M18X1.5	12	12	17	32	17	22			
1C9-22	M22X1.5	M22X1.5	15	15	21	36	19	27			
1C9-26	M26X1.5	M26X1.5	18	18	23.5	40	24	32			
1C9-30	M30X2	M30X2	22	22	27.5	44	27	36			16 轻系列 L
1C9-36	M36X2	M36X2	28	28	30.5	47	36	41			
1C9-45	M45X2	M45X2	35	35	34.5	56	41	50			
1C9-52	M52X2	M52X2	42	42	40	63	50	60			
1D9-14	M14X1.5	M14X1.5	6	6	16	31	12	17			63 重系列 S
1D9-16	M16X1.5	M16X1.5	8	8	17	32	14	19			
1D9-18	M18X1.5	M18X1.5	10	10	17.5	34	17	22			
1D9-20	M20X1.5	M20X1.5	12	12	21.5	38	17	24			
1D9-22	M22X1.5	M22X1.5	14	14	22	40	19	27			
1D9-24	M24X1.5	M24X1.5	16	16	24.5	43	24	30			40 重系列 S
1D9-30	M30X2	M30X2	20	20	26.5	48	27	36			
1D9-36	M36X2	M36X2	25	25	30	54	36	46			
1D9-42	M42X2	M42X2	30	30	35.5	62	41	50			
1D9-52	M52X2	M52X2	38	38	41	72	50	60			31.5 重系列S

注：如需带卡套及卡套螺母整套订货，则请在代号后加“RN”，如1C9-30RN。

Note: In case if you are interested to order the adapter in complete set with cutting ring and nut, it is necessary to insert suffix "RN" after our part no., for example 1C9-30RN.

# DIN卡套接头 DIN Bite Type Tube Fittings



英管螺纹胶垫密封柱端  
BSP THREAD WITH CAPTIVE SEAL

**1CB-WD**  
**1DB-WD**

**1CB-WDRN**  
**1DB-WDRN**

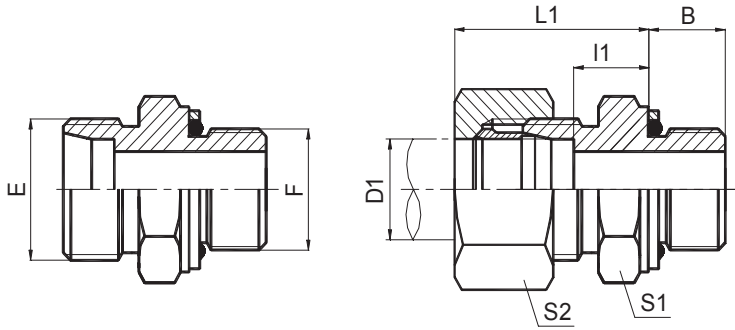
代号 PART NO.	螺纹 THREAD		管子外径 TUBE O.D.		尺寸 DIMENSIONS					压力等级 MPa
	E	F	D1		B	l 1	L1	S1	S2	
1CB-12-02WD	M12X1.5	G1/8"X28	6		8	9.5	23.5	14	14	31.5 轻系列 L
1CB-12-04WD	M12X1.5	G1/4"X19	6		12	10	25	19	14	
1CB-12-06WD	M12X1.5	G3/8"X19	6		12	11.5	26.5	22	14	
1CB-14-02WD	M14X1.5	G1/8"X28	8		8	9.5	24	14	17	
1CB-14-04WD	M14X1.5	G1/4"X19	8		12	10	24	19	17	
1CB-14-06WD	M14X1.5	G3/8"X19	8		12	11.5	26	22	17	
1CB-16-04WD	M16X1.5	G1/4"X19	10		12	11	24.5	19	19	
1CB-16-06WD	M16X1.5	G3/8"X19	10		12	12.5	26	22	19	
1CB-16-08WD	M16X1.5	G1/2"X14	10		14	14	28	27	19	
1CB-18-04WD	M18X1.5	G1/4"X19	12		12	11	27	19	22	
1CB-18-06WD	M18X1.5	G3/8"X19	12		12	12.5	26	22	22	
1CB-18-08WD	M18X1.5	G1/2"X14	12		14	14	28	27	22	
1CB-22-04WD	M22X1.5	G1/4"X19	15		12	13	28	24	27	
1CB-22-06WD	M22X1.5	G3/8"X19	15		12	13.5	28	24	27	
1CB-22-08WD	M22X1.5	G1/2"X14	15		14	15	29	27	27	
1CB-22-12WD	M22X1.5	G3/4"X14	15		16	15	29	32	27	
1CB-26-08WD	M26X1.5	G1/2"X14	18		14	14.5	31	27	32	
1CB-26-12WD	M26X1.5	G3/4"X14	18		16	14.5	31	32	32	
1CB-30-12WD	M30X2	G3/4"X14	22		16	16.5	33	32	36	16 轻系列 L
1CB-36-16WD	M36X2	G1"X11	28		18	17.5	34	41	41	
1CB-45-20WD	M45X2	G1.1/4"X11	35		20	17.5	39	50	50	
1CB-52-24WD	M52X2	G1.1/2"X11	42		22	19	42	55	60	63 重系列 S
1DB-14-04WD	M14X1.5	G1/4"X19	6		12	15	30	19	17	
1DB-16-04WD	M16X1.5	G1/4"X19	8		12	15	30	19	19	
1DB-16-06WD	M16X1.5	G3/8"X19	8		12	15.5	30	22	19	
1DB-18-04WD	M18X1.5	G1/4"X19	10		12	14.5	31	19	22	
1DB-18-06WD	M18X1.5	G3/8"X19	10		12	14.5	31	22	22	
1DB-18-08WD	M18X1.5	G1/2"X14	10		14	17.5	34	27	22	
1DB-20-04WD	M20X1.5	G1/4"X19	12		12	15	33	22	24	
1DB-20-06WD	M20X1.5	G3/8"X19	12		12	15	33	22	24	
1DB-20-08WD	M20X1.5	G1/2"X14	12		14	17.8	34	27	24	
1DB-22-08WD	M22X1.5	G1/2"X14	14		14	19	37	27	27	
1DB-24-06WD	M24X1.5	G3/8"X19	16		12	18.5	36.5	27	30	
1DB-24-08WD	M24X1.5	G1/2"X14	16		14	18.8	37	27	30	40 重系列 S
1DB-24-12WD	M24X1.5	G3/4"X14	16		16	20.5	39	32	30	
1DB-30-12WD	M30X2	G3/4"X14	20		16	20.5	42	32	36	
1DB-36-08WD	M36X2	G1/2"X14	25		14	23	47	41	46	
1DB-36-12WD	M36X2	G3/4"X14	25		16	23	47	41	46	
1DB-36-16WD	M36X2	G1"X11	25		18	23	47	41	46	
1DB-42-20WD	M42X2	G1.1/4"X11	30		20	23.5	50	50	50	31.5重系列S
1DB-52-24WD	M52X2	G1.1/2"X11	38		22	26	57	55	60	

注：如需带卡套及卡套螺母整套订货，则请在代号后加“RN”，如1DB-20-08WDRN。

Note: In case if you are interested to order the adapter in complete set with cutting ring and nut ,it is necessary to insert suffix "RN" after our part no. , for example 1DB-20-08WDRN.

# DIN卡套接头 DIN Bite Type Tube Fittings

**B**



英管螺纹O形圈密封柱端  
BSP THREAD STUD ENDS  
WITH O-RING SEALING

**1CG  
1DG**

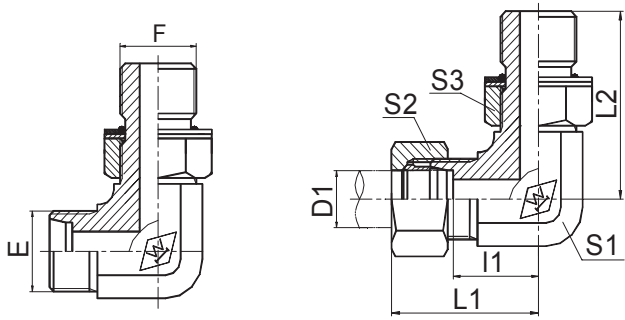
**1CG-RN  
1DG-RN**

代号 PART NO.	螺 纹 THREAD		管子外径 TUBE O.D. D1	尺 寸 DIMENSIONS					压力等级 MPa
	E	F		B	l 1	L1	S1	S2	
1CG-12-02	M12X1.5	G1/8"X28	6	8	10	23	14	14	31.5 轻系列 L
1CG-12-04	M12X1.5	G1/4"X19	6	11	9.5	25	19	14	
1CG-14-04	M14x1.5	G1/4"X19	8	11	10	25	19	17	
1CG-14-06	M14x1.5	G3/8"X19	8	11.5	11.5	26	24	17	
1CG-14-08	M14x1.5	G1/2"X14	8	14	13	27.5	27	17	
1CG-16-04	M16x1.5	G1/4"X19	10	11	12	26	19	19	
1CG-16-06	M16x1.5	G3/8"X19	10	11.5	12.5	27	24	19	
1CG-16-08	M16x1.5	G1/2"X14	10	14	14	29	27	19	
1CG-18-06	M18x1.5	G3/8"X19	12	11.5	12.5	27	24	22	
1CG-18-08	M18x1.5	G1/2"X14	12	14	14	28	27	22	
1CG-22-06	M22x1.5	G3/8"X19	15	11.5	13.5	29	24	27	
1CG-22-08	M22x1.5	G1/2"X14	15	14	15	29	27	27	
1CG-22-12	M22x1.5	G3/4"X14	15	15.5	18.5	30	36	32	
1CG-26-08	M26x1.5	G1/2"X14	18	14	14.5	31	27	32	
1CG-26-12	M26x1.5	G3/4"X14	18	15.5	14.5	32	36	32	
1CG-30-12	M30x2	G3/4"X14	22	15.5	16.5	33	36	36	
1CG-30-16	M30x2	G1"X11	22	18	17.5	35	41	36	
1CG-36-16	M36x2	G1"X11	28	18	17.5	34	41	41	
1CG-45-20	M45x2	G1.1/4"X11	35	20	20.5	39	50	50	
1CG-52-20	M52x2	G1.1/4"X11	42	20	19	42	55	60	
1CG-52-24	M52x2	G1.1/2"X11	42	21.5	19	42	60	60	
1CG-52-32	M52x2	G2"X11	42	24.5	25	44	70	60	
1DG-14-04	M14X1.5	G1/4"X19	6	11	14	28	19	17	
1DG-16-04	M16X1.5	G1/4"X19	8	11	15	31	19	19	
1DG-18-04	M18x1.5	G1/4"X19	10	11	14.5	31	19	22	
1DG-18-06	M18x1.5	G3/8"X19	10	11.5	15	31	24	22	
1DG-20-06	M20x1.5	G3/8"X19	12	11.5	15	32	24	24	
1DG-20-08	M20x1.5	G1/2"X14	12	14	17.5	34	27	24	
1DG-22-06	M22x1.5	G3/8"X19	14	11.5	16	37	24	27	
1DG-22-08	M22x1.5	G1/2"X14	14	14	19	37	27	27	
1DG-24-04	M24x1.5	G1/4"X19	16	11	17	37	27	30	
1DG-24-08	M24x1.5	G1/2"X14	16	14	18.5	37	27	30	
1DG-30-12	M30x2	G3/4"X14	20	15.5	20.5	42	36	36	
1DG-36-12	M36x2	G3/4"X14	25	15.5	23	47	41	46	
1DG-36-16	M36x2	G1"X11	25	18	23	47	41	46	
1DG-42-16	M42x2	G1"X11	30	18	23.5	48	46	50	
1DG-42-20	M42x2	G1.1/4"X11	30	20	23.5	50	50	50	
1DG-52-24	M52x2	G1.1/2"X11	38	21.5	26	57	60	60	

注：如需带卡套及卡套螺母整套订货，则请在代号后加“RN”，如1DG-20-08RN。

Note: In case if you are interested to order the adapter in complete set with cutting ring and nut, it is necessary to insert suffix "RN" after our part no., for example 1DG-20-08RN.

# DIN卡套接头 DIN Bite Type Tube Fittings



90° 弯英管螺纹可调向O形圈密封柱端  
 90° ELBOW BSP THREAD ADJUSTABLE  
 STUD ENDS WITH O-RING SEALING

**1CG9-OG**  
**1DG9-OG**

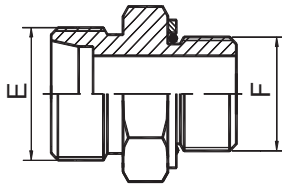
**1CG9-OGRN**  
**1DG9-OGRN**

代号 PART NO.	螺纹 THREAD		管子外径 TUBE O.D. D1	尺寸 DIMENSIONS						压力等级 MPa	
	E	F		l1	L1	L2	S1	S2	S3		
1CG9-12-02OG	M12X1.5	G1/8"X28	6	13	28	25.5	11	14	14	31.5 轻系列 L	
1CG9-14-04OG	M14X1.5	G1/4"X19	8	15.5	30.5	31.3	14	17	19		
1CG9-16-04OG	M16X1.5	G1/4"X19	10	17.5	32.5	32.5	16	19	19		
1CG9-16-06OG	M16X1.5	G3/8"X19	10	17.5	32.5	35.8	16	19	22		
1CG9-18-06OG	M18X1.5	G3/8"X19	12	19	34	37	19	22	22		
1CG9-22-08OG	M22X1.5	G1/2"X14	15	22	37	43.2	22	27	27		
1CG9-26-08OG	M26X1.5	G1/2"X14	18	25.5	42	46	27	32	27		
1CG9-26-12OG	M26X1.5	G3/4"X14	18	25.5	42	49.3	27	32	32		
1CG9-30-12OG	M30X2	G3/4"X14	22	29.5	45.8	52	30	36	32		16 轻系列 L
1CG9-30-16OG	M30X2	G1"X11	22	31.5	48	53	33	36	41		
1CG9-36-16OG	M36X2	G1"X11	28	33	49.8	56	36	41	41		
1CG9-36-20OG	M36X2	G1.1/4"X11	28	36	52.8	59	41	41	50		
1CG9-45-20OG	M45X2	G1.1/4"X11	35	39	60.7	63	48	50	50		
1CG9-52-24OG	M52X2	G1.1/2"X11	42	40.5	67.8	64.5	50	60	55	63 重系列 S	
1DG9-14-04OG	M14X1.5	G1/4"X19	6	17.5	32.5	31.3	14	17	19		
1DG9-16-04OG	M16X1.5	G1/4"X19	8	18.5	33.7	32.5	16	19	19		
1DG9-16-06OG	M16X1.5	G3/8"X19	8	18.5	33.7	35.5	16	19	22		
1DG9-18-06OG	M18X1.5	G3/8"X19	10	19.5	36	36.8	19	22	22		
1DG9-20-06OG	M20X1.5	G3/8"X19	12	19.5	36	37	19	24	22		
1DG9-22-08OG	M22X1.5	G1/2"X14	14	26.9	41	43.2	22	27	27		
1DG9-24-08OG	M24X1.5	G1/2"X14	16	24	42.5	43	24	30	27		40 重系列 S
1DG9-30-12OG	M30X2	G3/4"X14	20	28	49.5	52	30	36	32		
1DG9-36-16OG	M36X2	G1"X11	25	37.5	56.8	56	36	46	41		
1DG9-42-20OG	M42X2	G1.1/4"X11	30	36	62.7	59.5	41	50	50		
1DG9-52-24OG	M52X2	G1.1/2"X11	38	41.5	76.8	63.5	55	60	55	31.5重系列S	

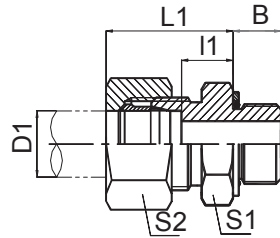
注：如需带卡套及卡套螺母整套订货，则请在代号后加“RN”，如1CG9-30-12OGRN。

Note: In case if you are interested to order the adapter in complete set with cutting ring and nut, it is necessary to insert suffix "RN" after our part no., for example 1CG9-30-12OGRN.

# DIN卡套接头 DIN Bite Type Tube Fittings



**1CH**  
**1DH**



**1CH-RN**  
**1DH-RN**

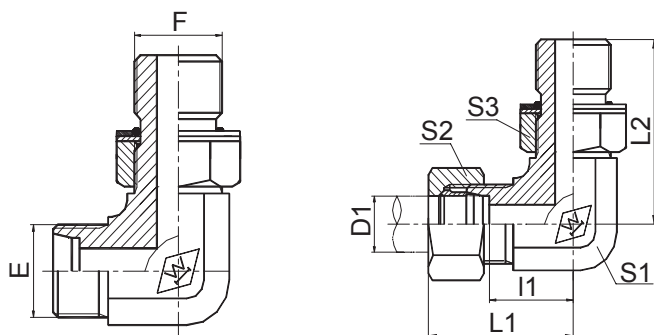
公制外螺纹柱端 ISO 6149  
METRIC THREAD STUD ENDS  
ISO 6149

代号 PART NO.	螺纹 THREAD		管子外径D1 TUBE O.D.	O形圈 O-RING	尺寸 DIMENSIONS					压力等级 MPa
	E	F			B	l1	L1	S1	S2	
1CH-12-10	M12X1.5	M10X1	6	O08.1X1.6	8.5	9.5	23	14	14	31.5 轻系列 L
1CH-14	M14X1.5	M14X1.5	8	O11.3X2.4	11	10	25	19	17	
1CH-14-12	M14X1.5	M12X1.5	8	O09.3X2.4	11	10	25	17	17	
1CH-16-14	M16X1.5	M14X1.5	10	O11.3X2.4	11	13	26	19	19	
1CH-18-14	M18X1.5	M14X1.5	12	O11.3X2.4	11	11	25.5	19	22	
1CH-14-18	M14X1.5	M18X1.5	8	O15.3X2.4	12.5	11.5	26.5	24	17	
1CH-16	M16X1.5	M16X1.5	10	O13.3X2.4	11.5	12.5	28	22	19	
1CH-16-18	M16X1.5	M18X1.5	10	O15.3X2.4	12.5	12.5	28	24	19	
1CH-18-16	M18X1.5	M16X1.5	12	O13.3X2.4	11.5	12.5	27	22	22	
1CH-22-16	M22X1.5	M16X1.5	15	O13.3X2.4	11.5	13.5	29.5	24	27	
1CH-22-18	M22X1.5	M18X1.5	15	O15.3X2.4	12.5	13.5	29	24	27	
1CH-16-22	M16X1.5	M22X1.5	10	O19.3X2.4	13	13.5	29.5	27	19	
1CH-22-20	M22X1.5	M20X1.5	15	O17.3X2.4	12	15	30.5	27	27	
1CH-22	M22X1.5	M22X1.5	15	O19.3X2.4	13	15	31	27	27	
1CH-26-22	M26X1.5	M22X1.5	18	O19.3X2.4	13	14.5	31	27	32	
1CH-26	M26X1.5	M26X1.5	18	O23.5X3.0	13.5	14.5	31	32	32	
1CH-26-27	M26X1.5	M27X2	18	O23.5X3.0	16	14.5	32	32	32	
1CH-26-33	M26X1.5	M33X2	18	O29.5X3.0	16	15.5	33	41	32	
1CH-30-22	M30X2	M22X1.5	22	O19.3X2.4	13	16.5	33	32	41	
1CH-30-27	M30X2	M27X2	22	O23.5X3.0	16	16.5	33	32	36	
1CH-30	M30X2	M30X2	22	O26.5X3.0	16	17.5	33	36	36	
1CH-36-27	M36X2	M27X2	28	O23.5X3.0	16	17	34	41	41	
1CH-36-33	M36X2	M33X2	28	O29.5X3.0	16	17.5	34	41	41	
1CH-36-42	M36X2	M42X2	28	O38.5X3.0	16	18.5	35	50	41	
1CH-45-33	M45X2	M33X2	35	O29.5X3.0	16	17.5	37	46	50	
1CH-45-42	M45X2	M42X2	35	O38.5X3.0	16	17.5	37	50	50	
1CH-52-48	M52X2	M48X2	42	O44.5X3.0	17.5	19	40	55	60	
1DH-14	M14X1.5	M14X1.5	6	O11.3X2.4	11	15	28	19	17	
1DH-14-12	M14X1.5	M12X1.5	6	O09.3X2.4	11	13	28	17	17	
1DH-16-14	M16X1.5	M14X1.5	8	O11.3X2.4	11	15	30	19	19	
1DH-18-16	M18X1.5	M16X1.5	10	O13.3X2.4	11.5	15	31	22	22	
1DH-20-14	M20X1.5	M14X1.5	12	O11.3X2.4	11	15	31	22	24	
1DH-20-16	M20X1.5	M16X1.5	12	O13.3X2.4	11.5	15	31	22	24	
1DH-20-18	M20X1.5	M18X1.5	12	O15.3X2.4	12.5	17	33	24	24	
1DH-20-22	M20X1.5	M22X1.5	12	O19.3X2.4	13	17.5	35	27	30	
1DH-24-22	M24X1.5	M22X1.5	16	O19.3X2.4	13	18.5	37	27	30	
1DH-30	M30X2	M30X2	20	O26.5X3.0	16	20.5	42	36	36	
1DH-30-27	M30X2	M27X2	20	O23.5X3.0	16	20.5	42	32	36	
1DH-30-33	M30X2	M33X2	20	O29.5X3.0	16	22.5	42	41	36	
1DH-36-27	M36X2	M27X2	25	O23.5X3.0	16	23	47	41	46	
1DH-36-33	M36X2	M33X2	25	O29.5X3.0	16	23	47	41	46	
1DH-42	M42X2	M42X2	30	O38.5X3.0	16	23.5	50	50	50	
1DH-42-48	M42X2	M48X2	30	O44.5X3.0	17.5	26.5	52	55	50	

注：如需带卡套及卡套螺母整套订货，则请在代号后加“RN”，如1DH-20-18RN。

Note: In case if you are interested to order the adapter in complete set with cutting ring and nut, it is necessary to insert suffix "RN" after our part NO., for example 1DH-20-18RN.

# DIN卡套接头 DIN Bite Type Tube Fittings



90° 弯公制外螺纹可调向柱端 ISO 6149  
 90° ELBOW METRIC THREAD  
 ADJUSTABLE STUD ENDS ISO 6149

**1CH9-OG**  
**1DH9-OG**

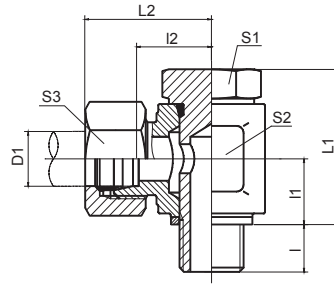
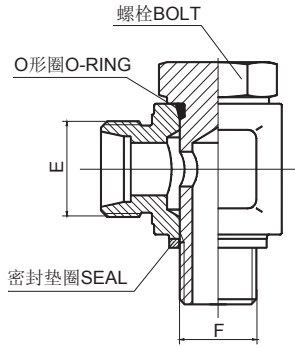
**1CH9-OGRN**  
**1DH9-OGRN**

代号 PART NO.	螺纹 THREAD		管子外径D1 TUBE O.D.	O形圈 O-RING	尺寸 DIMENSIONS						压力等级 MPa
	E	F			I1	L1	L2	S1	S2	S3	
1CH9-12-10OG	M12X1.5	M10X1	6	O08.1X1.6	13	28	26.5	11	14	14	31.5 轻系列 L
1CH9-14-12OG	M14X1.5	M12X1.5	8	O09.3X2.4	15.5	30.5	32	14	17	17	
1CH9-16-14OG	M16X1.5	M14X1.5	10	O11.3X2.4	17.5	32.5	34	16	19	19	
1CH9-18-16OG	M18X1.5	M16X1.5	12	O13.3X2.4	19	34	36	19	22	22	
1CH9-22-18OG	M22X1.5	M18X1.5	15	O15.3X2.4	22	37	39.5	22	27	24	
1CH9-26-22OG	M26X1.5	M22X1.5	18	O19.3X2.4	25.5	42	43.5	27	32	27	
1CH9-30-27OG	M30X2	M27X2	22	O23.5X3.0	29.5	45.8	50	30	36	32	16 轻系列L
1CH9-36-33OG	M36X2	M33X2	28	O29.5X3.0	33.3	49.8	54	36	41	41	
1DH9-14-12OG	M14X1.5	M12X1.5	6	O09.3X2.4	17.5	32.5	32	14	17	17	63 重系列 S
1DH9-16-14OG	M16X1.5	M14X1.5	8	O11.3X2.4	18.5	33.7	34	16	19	19	
1DH9-18-16OG	M18X1.5	M16X1.5	10	O13.3X2.4	19.5	36	36	19	22	22	
1DH9-20-18OG	M20X1.5	M18X1.5	12	O15.3X2.4	22.7	36	37	19	24	24	
1DH9-22-20OG	M22X1.5	M20X1.5	14	O17.3X2.4	23.5	41	40.5	22	27	27	
1DH9-24-22OG	M24X1.5	M22X1.5	16	O19.3X2.4	24	42	41	24	30	27	
1DH9-30-27OG	M30X2	M27X2	20	O23.5X3.0	32.9	49.8	50	30	36	32	40 重系列 S
1DH9-36-33OG	M36X2	M33X2	25	O29.5X3.0	32.8	56.8	54	36	46	41	
1DH9-42OG	M42X2	M42X2	30	O38.5X3.0	36	62.7	57.2	41	50	50	

注：如需带卡套及卡套螺母整套订货，则请在代号后加“RN”，如1DH9-20-18OGRN。  
 Note: In case if you are interested to order the adapter in complete set with cutting ring and nut ,it is necessary to insert suffix "RN" after our part NO., for example 1DH9-20-18OGRN.



# DIN卡套接头 DIN Bite Type Tube Fittings



公制螺纹铰接接头  
METRIC BANJO

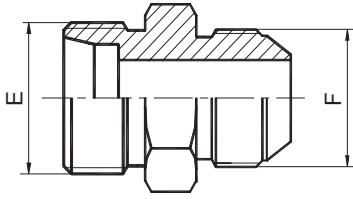
**1CI**  
**1DI**

**1CI-RN**  
**1DI-RN**

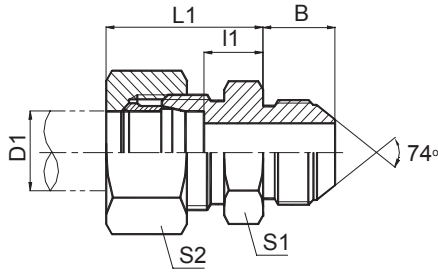
代号 PART NO.	螺纹 THREAD		管子外径D1 TUBE O.D.	尺寸 DIMENSIONS									螺栓 BOLT	O形圈 O-RING	密封垫圈 SEAL	压力等级 MPa
	E	F		l	l1	L1	l2	L2	S1	S2	S3					
1CI-12-10	M12X1.5	M10X1	6	10	9	25.5	12	27	14	17	14	700M-10I	O08.1X1.6	ZHD-10	31.5 轻系列 L	
1CI-14-12	M14X1.5	M12X1.5	8	12	14.5	33	14.5	29	17	22	17	700M-12I	O09.3X2.4	ZHD-12		
1CI-16-14	M16X1.5	M14X1.5	10	11	12.5	33	16.5	31	19	24	19	700M-14I	O11.3X2.4	ZHD-14		
1CI-18-16	M18X1.5	M16X1.5	12	11	15	39	19	34	22	27	22	700M-16I	O13.3X2.4	ZHD-16		
1CI-22-18	M22X1.5	M18X1.5	15	12	16.5	42	21.5	37	24	30	27	700M-18I	O15.3X2.4	ZHD-18		
1CI-26-22	M26X1.5	M22X1.5	18	12	17.5	49	22	38	27	32	32	700M-22I	O19.3X2.4	ZHD-22		
1CI-30-26	M30X2	M26X1.5	22	14	22	56	28.5	45	36	41	36	700M-26I	O23.5X3.0	ZHD-27	16 轻系列 L	
1CI-36-33	M36X2	M33X2	28	18	30.5	71	33	50	41	50	41	700M-33I	O29.5X3.0	ZHD-33		
1CI-45-42	M45X2	M42X2	35	20	35.5	82	37	59	50	60	50	700M-42I	O38.5X3.0	ZHD-42		
1CI-52-48	M52X2	M48X2	42	22	40.5	93	41.5	64	55	70	60	700M-48I	O44.5X3.0	ZHD-48		
1DI-14-12	M14X1.5	M12X1.5	6	12	14.5	33	16.5	31	17	22	17	700M-12I	O09.3X2.4	ZHD-12	63 重系列 S	
1DI-16-14	M16X1.5	M14X1.5	8	12	14.5	33	17.5	32	19	24	19	700M-14I	O11.3X2.4	ZHD-14		
1DI-18-16	M18X1.5	M16X1.5	10	12	17	39	19.5	36	22	27	22	700M-16I	O13.3X2.4	ZHD-16		
1DI-20-18	M20X1.5	M18X1.5	12	12	18.5	42	21	37	24	30	24	700M-18I	O15.3X2.4	ZHD-18		
1DI-22-20	M22X1.5	M20X1.5	14	14	20	46	23.5	41	27	32	27	700M-20I	O17.3X2.4	ZHD-20		
1DI-24-22	M24X1.5	M22X1.5	16	14	17.5	49	23	41	27	32	30	700M-22I	O19.3X2.4	ZHD-22		
1DI-30-27	M30X2	M27X2	20	16	22	56	27.5	49	36	41	36	700M-27I	O23.5X3.0	ZHD-27	40 重系列 S	
1DI-36-33	M36X2	M33X2	25	18	30.5	71	32.5	57	41	50	46	700M-33I	O29.5X3.0	ZHD-33		
1DI-42	M42X2	M42X2	30	20	35.5	82	38	65	50	60	50	700M-42I	O38.5X3.0	ZHD-42		
1DI-52-48	M52X2	M48X2	38	22	40.5	93	42.5	73	55	70	60	700M-48I	O44.5X3.0	ZHD-48		

注: 1.如需带卡套及卡套螺母整套订货, 则请在代号后加“RN”, 如1DI-36-33RN。  
 Note: 1. In case if you are interested to order the adapter in complete set with cutting ring and nut, it is necessary to insert suffix "RN" after our part no., for example 1DI-36-33RN.

# DIN卡套接头 DIN Bite Type Tube Fittings



**1CJ**  
**1DJ**



美制JIC 74° 锥密封  
JIC 74° CONE SEALING

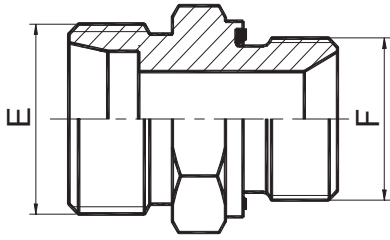
**1CJ-RN**  
**1DJ-RN**

代号 PART NO.	螺 纹 THREAD		管子外径 TUBE O.D.	尺 寸 DIMENSIONS						压力等级 MPa
	E	F		D1	B	I 1	L1	S1	S2	
1CJ-10-04LL	M10x1	7/16"X20	6	14	7.5	20	12	12	31.5 轻系列 L	
1CJ-12A-04LL	M12x1	7/16"X20	8	14	8.5	22	12	14		
1CJ-12-04	M12x1.5	7/16"X20	6	14	8	24	12	14		
1CJ-14-04	M14x1.5	7/16"X20	8	14	8	23	14	17		
1CJ-14-06	M14x1.5	9/16"X18	8	14.1	8	23	17	17		
1CJ-16-06	M16x1.5	9/16"X18	10	14.1	9	24	17	19		
1CJ-18-06	M18x1.5	9/16"X18	12	14.1	10	25	19	22		
1CJ-18-08	M18x1.5	3/4"X16	12	16.7	10.3	25	22	22		
1CJ-22-08	M22x1.5	3/4"X16	15	16.7	10.8	26	24	27		
1CJ-22-10	M22x1.5	7/8"X14	15	19.3	11	26	24	27		
1CJ-26-10	M26X1.5	7/8"X14	18	19.3	11.5	28	27	32		
1CJ-26-12	M26X1.5	1.1/16"X12	18	21.9	11.6	28	30	32		
1CJ-30-12	M30x2	1.1/16"X12	22	21.9	13.5	30	32	36		
1CJ-30D-12	M30X1.5	1.1/16"X12	22	21.9	17.6	30	32	36		
1CJ-30D-16	M30X1.5	1.5/16"X12	22	23.1	17.4	31	36	36		
1CJ-36-16	M36x2	1.5/16"X12	28	23.1	14.5	31	41	41		
1CJ-36D-12	M36X1.5	1.1/16"X12	28	21.9	19.6	31	41	41		
1CJ-36D-16	M36X1.5	1.5/16"X12	28	23.1	19.4	31	41	41		
1CJ-45-20	M45X2	1.5/8"X12	35	24.3	14.7	36	46	50		
1CJ-45D-20	M45X1.5	1.5/8"X12	35	24.3	19.7	37	46	50		
1CJ-52-20	M52X2	1.5/8"X12	42	24.3	16	39	55	60		
1CJ-52-24	M52X2	1.7/8"X12	42	27.5	16	39	55	60		
1DJ-14-04	M14x1.5	7/16"X20	6	14	11	26	14	14		
1DJ-16-04	M16x1.5	7/16"X20	8	14	13	28	17	19		
1DJ-16-06	M16x1.5	9/16"X18	8	14.1	12.9	28	17	19		
1DJ-18-04	M18x1.5	7/16"X20	10	14	12.5	29	19	22		
1DJ-18-06	M18x1.5	9/16"X18	10	14.1	12.4	29	19	22		
1DJ-20-06	M20x1.5	9/16"X18	12	14.1	14.4	31	22	24		
1DJ-20-08	M20x1.5	3/4"X16	12	16.7	14.3	31	22	24		
1DJ-22-08	M22x1.5	3/4"X16	14	16.7	16	34	24	27		
1DJ-24-08	M24x1.5	3/4"X16	16	16.7	15.5	34	27	30		
1DJ-24-10	M24x1.5	7/8"X14	16	19.3	15.5	34	27	30		
1DJ-30-12	M30x2	1.1/16"X12	20	21.9	17.5	39	32	36		
1DJ-36-12	M36x2	1.1/16"X12	25	21.9	20.1	43	41	46		
1DJ-36-16	M36x2	1.5/16"X12	25	23.1	20	43	41	46		
1DJ-42-20	M42x2	1.5/8"X12	30	24.3	20.5	47	46	50		
1DJ-52-24	M52X2	1.7/8"X12	38	27.5	23	54	55	60		

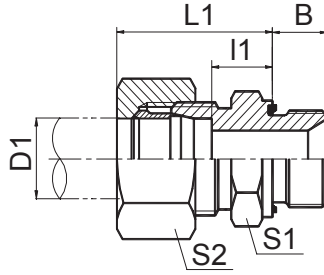
注：如需带卡套及卡套螺母整套订货，则请在代号后加“RN”，如1DJ-20-08RN。

Note: In case if you are interested to order the adapter in complete set with cutting ring and nut ,it is necessary to insert suffix "RN" after our part no., for example 1DJ-20-08RN.

# DIN卡套接头 DIN Bite Type Tube Fittings



**1CM-WD**  
**1DM-WD**



**1CM-WDRN**  
**1DM-WDRN**

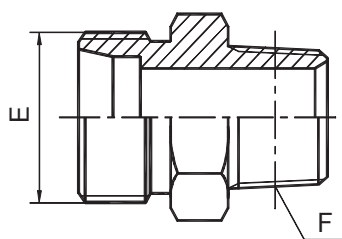
公制螺纹胶垫密封柱端  
METRIC THREAD WITH  
CAPTIVE SEAL

代号 PART NO.	螺 纹 THREAD		管子外径 TUBE O.D.		尺 寸 DIMENSIONS						压力等级 MPa
	E	F	D1		B	I1	L1	S1	S2		
1CM-12-10WD	M12X1.5	M10X1	6		8	9.5	23	14	14		31.5 轻系列 L
1CM-14-12WD	M14X1.5	M12X1.5	8		12	10.5	25	17	17		
1CM-16-12WD	M16X1.5	M12X1.5	10		12	11	25	17	19		
1CM-16-14WD	M16X1.5	M14X1.5	10		12	10	26	19	19		
1CM-16-18WD	M16X1.5	M18X1.5	10		12	12.5	27	24	19		
1CM-18-16WD	M18X1.5	M16X1.5	12		12	12.5	27	22	22		
1CM-18WD	M18X1.5	M18X1.5	12		12	12.5	27	24	22		
1CM-18-22WD	M18X1.5	M22X1.5	12		14	14	29	27	22		
1CM-22-18WD	M22X1.5	M18X1.5	15		12	14	29	24	27		
1CM-22WD	M22X1.5	M22X1.5	15		14	15	30	27	27		
1CM-26-22WD	M26X1.5	M22X1.5	18		14	14.8	31	27	32		
1CM-30-26WD	M30X2	M26X1.5	22		16	16.5	33	32	36		16 轻系列 L
1CM-30-27WD	M30X2	M27X2	22		16	16.5	33	32	36		
1CM-36-33WD	M36X2	M33X2	28		18	17.5	34	41	41		
1CM-45-42WD	M45X2	M42X2	35		20	17.5	39	50	50		
1CM-52-48WD	M52X2	M48X2	42		22	20	42	55	60		63 重系列 S
1DM-14-12WD	M14X1.5	M12X1.5	6		10	12	28	17	17		
1DM-16-14WD	M16X1.5	M14X1.5	8		11	13	30	19	19		
1DM-18-16WD	M18X1.5	M16X1.5	10		12	15	31	22	22		
1DM-20-18WD	M20X1.5	M18X1.5	12		12	17	33	24	24		
1DM-22-20WD	M22X1.5	M20X1.5	14		14	19	37	27	27		40 重系列 S
1DM-24-22WD	M24X1.5	M22X1.5	16		14	16.5	37	27	30		
1DM-30-27WD	M30X2	M27X2	20		16	20.5	42	32	36		
1DM-36-33WD	M36X2	M33X2	25		18	23	47	41	46		
1DM-42WD	M42X2	M42X2	30		20	23.5	50	50	50		31.5重系列S
1DM-52-48WD	M52X2	M48X2	38		22	26	57	55	60		

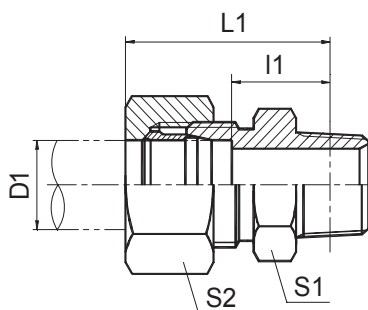
注：如需带卡套及卡套螺母整套订货，则请在代号后加“RN”，如1DM-20-18WDRN。

Note: In case if you are interested to order the adapter in complete set with cutting ring and nut ,it is necessary to insert suffix "RN" after our part no., for example 1DM-20-18WDRN.

# DIN卡套接头 DIN Bite Type Tube Fittings



**1CN**  
**1DN**



**1CN-RN**  
**1DN-RN**

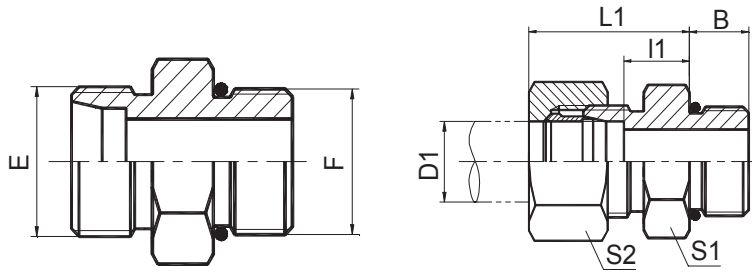
布锥管外螺纹  
NPT MALE

代号 PART NO.	螺 纹 THREAD		管子外径 TUBE O.D. D1	尺 寸 DIMENSIONS				压力等级 MPa
	E	F		l1	L1	S1	S2	
1CN-08-02	M8X1	Z1/8"X27	4	14.4	24.4	12	10	10 特轻系列 LL
1CN-10-02LL	M10X1	Z1/8"X27	6	13.9	24.4	12	12	
1CN-12-02LL	M12X1	Z1/8"X27	8	14.9	25.4	12	14	
1CN-12-02	M12X1.5	Z1/8"X27	6	14.4	28.4	12	14	25 轻系列 L
1CN-12-04	M12X1.5	Z1/4"X18	6	17.2	32.2	17	14	
1CN-14-04	M14X1.5	Z1/4"X18	8	17.2	32.2	14	17	
1CN-16-04	M16X1.5	Z1/4"X18	10	18.2	33.2	17	19	
1CN-16-06	M16X1.5	Z3/8"X18	10	19.9	53.0	19	19	
1CN-18-04	M18X1.5	Z1/4"X18	12	19.2	34.2	19	22	
1CN-18-06	M18X1.5	Z3/8"X18	12	19.9	34.9	19	22	
1CN-18-08	M18X1.5	Z1/2"X14	12	21.4	36.4	22	22	
1CN-22-08	M22X1.5	Z1/2"X14	15	22.4	37.4	24	27	
1CN-22-20	M22X1.5	Z1.1/4"X11.5	15	29.8	37.4	46	27	
1CN-26-08	M26X1.5	Z1/2"X14	18	22.9	39.4	27	32	16 轻系列 L
1CN-26-12	M26X1.5	Z3/4"X14	18	22.4	38.9	30	32	
1CN-30-08	M30X2	Z1/2"X14	22	24.9	40.5	32	36	
1CN-30-12	M30X2	Z3/4"X14	22	24.4	40.9	32	36	
1CN-36-16	M36X2	Z1"X11.5	28	29.8	46.3	41	41	
1CN-36-20	M36X2	Z1.1/4"X11.5	28	31.3	46.3	46	41	
1CN-45-20	M45X2	Z1.1/4"X11.5	35	30.3	51.8	46	50	
1CN-52-20	M52X2	Z1.1/4"X11.5	42	31.8	55.8	55	60	
1CN-52-24	M52X2	Z1.1/2"X11.5	42	32.8	55.8	55	60	
1DN-14-04	M14X1.5	Z1/4"X18	6	22.2	37.2	17	17	40 重系列 S
1DN-16-04	M16X1.5	Z1/4"X18	8	22.2	37.2	17	19	
1DN-18-04	M18X1.5	Z1/4"X18	10	21.7	38.2	19	22	
1DN-18-06	M18X1.5	Z3/8"X18	10	22.4	38.9	19	22	
1DN-20-04	M20X1.5	Z1/4"X18	12	23.7	40.2	22	24	
1DN-20-06	M20X1.5	Z3/8"X18	12	24.4	40.9	22	24	
1DN-20-08	M20X1.5	Z1/2"X14	12	26.4	42.4	22	24	
1DN-22-08	M22X1.5	Z1/2"X14	14	27.4	45.4	24	27	
1DN-24-08	M24X1.5	Z1/2"X14	16	26.9	45.4	27	30	25 重系列 S
1DN-30-12	M30X2	Z3/4"X14	20	28.4	49.9	32	36	
1DN-36-12	M36X2	Z3/4"X14	25	30.9	34.0	41	46	
1DN-36-16	M36X2	Z1"X11.5	25	35.3	59.3	41	46	
1DN-42-16	M42X2	Z1"X11.5	25	35.8	59.3	46	46	
1DN-42-20	M42X2	Z1.1/4"X11.5	30	36.3	62.8	46	50	
1DN-52-24	M52X2	Z1.1/2"X11.5	38	39.8	70.8	55	60	

注：如需带卡套及卡套螺母整套订货，则请在代号后加“RN”，如1DN-30-12RN。

Note: In case if you are interested to order the adapter in complete set with cutting ring and nut ,it is necessary to insert suffix "RN" after our part no. , for example 1DN-30-12RN.

# DIN卡套接头 DIN Bite Type Tube Fittings



美制螺纹O形圈密封柱端  
UN、UNF THREAD STUD ENDS  
WITH O-RING SEALING

**1CO**  
**1DO**

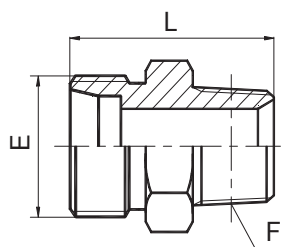
**1CO-RN**  
**1DO-RN**

代号 PART NO.	螺 纹 THREAD		管子外径 TUBE O.D.		尺 寸 DIMENSIONS					压力等级 MPa
	E	F	D1		B	I 1	L1	S1	S2	
1CO-14-04	M14X1.5	7/16"X20	8		9	8.5	25	14	17	31.5 轻系列 L
1CO-16-04	M16X1.5	7/16"X20	10		9	9.5	26	17	19	
1CO-18-06	M18X1.5	9/16"X18	12		10	10	26	19	22	
1CO-18-08	M18X1.5	3/4"X16	12		11	10.5	28	22	22	
1CO-18-10	M18X1.5	7/8"X14	12		12.7	13.8	29	27	22	
1CO-22-08	M22X1.5	3/4"X16	15		11	15	29	24	27	
1CO-22-10	M22X1.5	7/8"X14	15		12.7	12.3	30	27	27	
1CO-22-12	M22X1.5	1.1/16"X12	15		15.09	11.91	30	32	27	
1CO-26-08	M26X1.5	3/4"X16	18		11	15	31	27	32	
1CO-26-10	M26X1.5	7/8"X14	18		12.7	11.5	31	27	32	
1CO-30-08	M30X2	3/4"X16	18		11.13	17.37	33	32	36	16 轻系列 L
1CO-30-10	M30X2	7/8"X14	22		12.7	17.3	33	32	36	
1CO-30-12	M30X2	1.1/16"X12	22		15	13.5	33	32	36	
1CO-30-16	M30X2	1.5/16"X12	22		15	14.5	34	38	36	
1CO-36-12	M36X2	1.1/16"X12	28		15.09	17.91	34	38	41	
1CO-36-16	M36X2	1.5/16"X12	28		15	14.5	34	41	41	
1CO-45-16	M45X2	1.5/16"X12	35		15	22.5	39	46	50	
1CO-45-20	M45X2	1.5/8"X12	35		15.09	16.41	39	50	50	
1CO-52-20	M52X2	1.5/8"X12	42		15.09	19.91	42	55	60	63 重系列 S
1DO-16-04	M16X1.5	7/16"X20	8		9	13	30	17	19	
1DO-18-06	M18X1.5	9/16"X18	10		10	12.5	31	19	22	
1DO-20-06	M20X1.5	9/16"X18	12		10	16.5	31	22	24	40 重系列 S
1DO-20-08	M20X1.5	3/4"X16	12		11	18	34	24	24	
1DO-24-08	M24X1.5	3/4"X16	16		11	18.5	34	24	30	
1DO-24-10	M24X1.5	7/8"X14	16		12.7	18.8	37	27	30	
1DO-30-08	M30X2	3/4"X16	20		11	21	42	32	36	
1DO-30-10	M30X2	7/8"X14	20		12.7	19.8	42	32	36	
1DO-30-12	M30X2	1.1/16"X12	20		15	17.5	42	32	36	
1DO-36-12	M36X2	1.1/16"X12	25		15.09	21.91	47	41	46	
1DO-36-16	M36X2	1.5/16"X12	25		15	20	47	41	46	
1DO-42-16	M42X2	1.5/16"X12	30		15	22.5	50	46	50	
1DO-42-20	M42X2	1.5/8"X12	30		15	20.5	50	50	50	31.5重系列S
1DO-52-20	M52X2	1.5/8"X12	38		15.09	25.91	53.9	55	60	

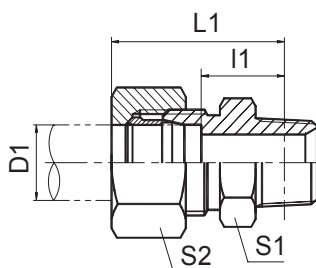
注：如需带卡套及卡套螺母整套订货，则请在代号后加“RN”，如1DO-30-12RN。

Note: In case if you are interested to order the adapter in complete set with cutting ring and nut ,it is necessary to insert suffix "RN" after our part no., for example 1DO-30-12RN.

# DIN卡套接头 DIN Bite Type Tube Fittings



**1CT-SP**  
**1DT-SP**



**1CT-SPRN**  
**1DT-SPRN**

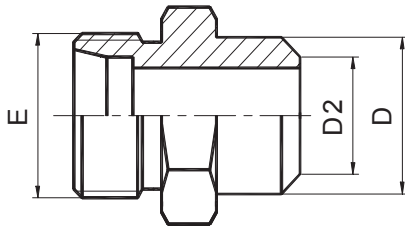
英锥管外螺纹  
BSPT MALE

代号 PART NO.	螺 纹 THREAD		管子外径 TUBE O.D. D	尺 寸 DIMENSIONS				压力等级 MPa
	E	F		I1	L1	S1	S2	
1CT-12-02SP	M12x1.5	R1/8"x28	6	13	28	12	14	25 轻系列 L
1CT-12-04SP	M12x1.5	R1/4"x19	8	16.5	31.5	14	14	
1CT-14-04SP	M14x1.5	R1/4"x19	8	16.5	31.5	14	17	
1CT-14-06SP	M14x1.5	R3/8"x19	8	17.6	32.6	17	17	
1CT-16-04SP	M16x1.5	R1/4"x19	10	17.5	32.5	17	19	
1CT-16-06SP	M16x1.5	R3/8"x19	10	17.6	33.6	17	19	
1CT-16-08SP	M16x1.5	R1/2"x14	10	21.8	36.8	22	19	
1CT-16-12SP	M16x1.5	R3/4"x14	10	24.5	36.5	30	19	
1CT-18-04SP	M18x1.5	R1/4"x19	12	18.5	33.5	19	22	
1CT-18-06SP	M18x1.5	R3/8"x19	12	18.6	33.6	19	22	
1CT-18-08SP	M18x1.5	R1/2"x14	12	21.8	36.8	22	22	
1CT-22-08SP	M22x1.5	R1/2"x14	15	22.8	37.8	24	27	
1CT-26-08SP	M26x1.5	R1/2"x14	18	23.3	39.8	27	32	
1CT-26-12SP	M26x1.5	R3/4"x14	18	22	38.5	30	32	
1CT-30-12SP	M30x2	R3/4"x14	22	24	40.5	32	36	
1CT-36-16SP	M36x2	R1"x11	28	29.6	46.1	38	41	
1CT-36-20SP	M36x2	R1.1/4"x11	28	29.3	45.8	46	41	
1CT-45-16SP	M45x2	R1"x11	35	29.6	51.1	46	50	
1CT-45-20SP	M45x2	R1.1/4"x11	35	28.3	49.8	46	50	
1CT-52-20SP	M52x2	R1.1/4"x11	42	29.8	52.8	55	60	
1CT-52-24SP	M52x2	R1.1/2"x11	42	29.8	52.8	55	60	
1DT-14-04SP	M14x1.5	R1/4"x19	6	13	36.5	17	17	
1DT-16-04SP	M16x1.5	R1/4"x19	8	21.5	36.5	17	19	
1DT-18-04SP	M18x1.5	R1/4"x19	10	21	37.5	19	22	
1DT-20-04SP	M20x1.5	R1/4"x19	12	23	39.5	22	24	
1DT-20-06SP	M20x1.5	R3/8"x19	12	23.1	39.6	22	24	
1DT-22-06SP	M22x1.5	R3/8"x19	14	24.6	42.6	24	27	
1DT-22-08SP	M22x1.5	R1/2"x14	14	27.8	45.8	24	27	
1DT-24-06SP	M24x1.5	R3/8"x19	16	24.1	42.6	27	30	
1DT-24-08SP	M24x1.5	R1/2"x14	16	27.3	45.8	27	30	
1DT-30-12SP	M30x2	R3/4"x14	20	28	49.5	32	36	
1DT-36-12SP	M36x2	R3/4"x14	25	29.5	53.5	41	46	
1DT-36-16SP	M36x2	R1"x11	25	34.1	58.1	41	46	
1DT-42-16SP	M42x2	R1"x11	30	35.6	62.1	46	50	
1DT-42-20SP	M42x2	R1.1/4"x11	30	34.3	60.8	46	50	
1DT-52-20SP	M52x2	R1.1/4"x11	38	36.8	67.8	55	60	
1DT-52-24SP	M52x2	R1.1/2"x11	38	36.8	67.8	55	60	

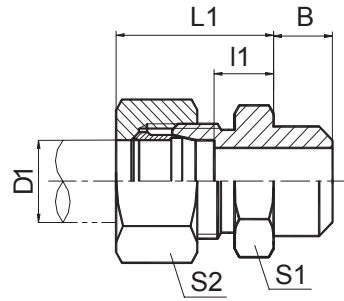
注：如需带卡套及卡套螺母整套订货，则请在代号后加“RN”，如1DT-22-08SPRN。

Note: In case if you are interested to order the adapter in complete set with cutting ring and nut ,it is necessary to insert suffix "RN" after our part no. , for example 1DT-22-08SPRN.

# DIN卡套接头 DIN Bite Type Tube Fittings



**1CW**  
**1DW**



**1CW-RN**  
**1DW-RN**

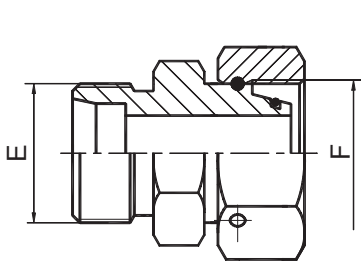
焊接接头  
WELD FITTINGS

代号 PART NO.	螺 纹	THREAD	管子外径 TUBE O.D.		尺 寸 DIMENSIONS						压力等级 MPa
	E		D1	D2	B	D	I1	L1	S1	S2	
1CW-12-06	M12x1.5		6	6	7	10	7	22	12	14	31.5 轻系列 L
1CW-14-08	M14x1.5		8	8	8	12	8	23	14	17	
1CW-16-10	M16x1.5		10	10	8	14	10	24	17	19	
1CW-18-12	M18x1.5		12	12	8	16	10	25	19	22	
1CW-22-15	M22x1.5		15	15	10	19	11	26	22	27	
1CW-26-18	M26x1.5		18	18	10	22	13.5	28	27	32	
1CW-26-22	M26x1.5		18	22	10	27	12.5	28	27	32	16 轻系列 L
1CW-30-22	M30x2		22	22	12	27	16.5	30	32	36	
1CW-30-25	M30x2		22	25	12	31	13.5	30	32	36	
1CW-36-28	M36x2		28	28	12	32	18.5	33	41	41	
1CW-45-35	M45x2		35	35	14	40	18.5	36	46	50	
1CW-52-42	M52x2		42	42	16	46	19	39	55	60	
1DW-14-06	M14x1.5		6	6	7	11	11	26	14	17	63 重系列 S
1DW-16-08	M16x1.5		8	8	8	13	13	28	17	19	
1DW-18-10	M18x1.5		10	10	8	15	12.5	29	19	22	
1DW-20-12	M20x1.5		12	12	10	17	14.5	31	22	24	
1DW-22-14	M22x1.5		14	14	10	19	16	34	24	27	
1DW-24-16	M24x1.5		16	16	10	21	15.5	34	27	30	
1DW-30-20	M30x2		20	20	12	26	17.5	39	32	36	40 重系列 S
1DW-36-25	M36x2		25	25	12	31	20	44	41	46	
1DW-42-30	M42x2		30	30	14	36	20.5	47	46	50	
1DW-52-38	M52x2		38	38	16	44	23	54	55	60	

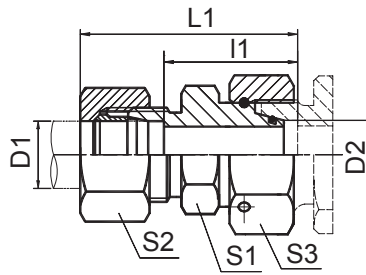
注：如需带卡套及卡套螺母整套订货，则请在代号后加“RN”，如1DW-20-12RN。

Note: In case if you are interested to order the adapter in complete set with cutting ring and nut ,it is necessary to insert suffix "RN" after our part no., for example 1DW-20-12RN.

# DIN卡套接头 DIN Bite Type Tube Fittings



**2C**



**2C-RN**

外螺纹内螺纹转换接头  
REDUCER TUBE ADAPTOR  
WITH SWIVEL NUT

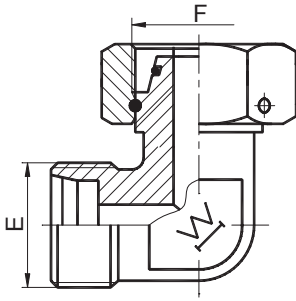
代号 PART NO.	螺 纹 THREAD		管子外径 TUBE O.D.		尺 寸 DIMENSIONS					压力等级 MPa
	E	F	D1	D2	I1	L1	S1	S2	S3	
2C-12-14	M12X1.5	M14X1.5	6	8	23.5	38	12	14	17	31.5 轻系列 L
2C-12-16	M12X1.5	M16X1.5	6	10	25	40	14	14	19	
2C-14-16	M14X1.5	M16X1.5	8	10	25	40	14	17	19	
2C-12-18	M12X1.5	M18X1.5	6	12	25	40	17	14	22	
2C-14-18	M14X1.5	M18X1.5	8	12	25	40	17	17	22	
2C-16-18	M16X1.5	M18X1.5	10	12	26	41	17	19	22	
2C-12-22	M12X1.5	M22X1.5	6	15	28.5	43	19	14	27	
2C-14-22	M14X1.5	M22X1.5	8	15	28.5	43	19	17	27	
2C-16-22	M16X1.5	M22X1.5	10	15	29.5	44	19	19	27	
2C-18-22	M18X1.5	M22X1.5	12	15	29.5	44	19	22	27	
2C-12-26	M12X1.5	M26X1.5	6	18	28	43	24	14	32	
2C-22-26	M22X1.5	M26X1.5	15	18	30	45	24	27	32	
2C-12-30	M12X1.5	M30X2	6	22	32	47	27	14	36	16 轻系列 L
2C-14-30	M14X1.5	M30X2	8	22	32	47	27	17	36	
2C-16-30	M16X1.5	M30X2	10	22	33	48	27	19	36	
2C-18-30	M18X1.5	M30X2	12	22	33	48	27	22	36	
2C-22-30	M22X1.5	M30X2	15	22	34	49	27	27	36	
2C-26-30	M26X1.5	M30X2	18	22	33.5	50	27	32	36	
2C-12-36	M12X1.5	M36X2	6	28	34	49	36	14	41	
2C-14-36	M14X1.5	M36X2	8	28	34	49	36	17	41	
2C-16-36	M16X1.5	M36X2	10	28	35	50	36	19	41	
2C-18-36	M18X1.5	M36X2	12	28	35	50	36	22	41	
2C-22-36	M22X1.5	M36X2	15	28	36	51	36	27	41	
2C-26-36	M26X1.5	M36X2	18	28	35.5	52	36	32	41	
2C-30-36	M30X2	M36X2	22	28	37.5	54	36	36	41	
2C-12-45	M12X1.5	M45X2	6	35	37	52	41	14	50	
2C-14-45	M14X1.5	M45X2	8	35	37	52	41	17	50	
2C-16-45	M16X1.5	M45X2	10	35	38	53	41	19	50	
2C-18-45	M18X1.5	M45X2	12	35	38	53	41	22	50	
2C-22-45	M22X1.5	M45X2	15	35	39	54	41	27	50	
2C-26-45	M26X1.5	M45X2	18	35	38.5	55	41	32	50	
2C-30-45	M30X2	M45X2	22	35	40.5	57	41	36	50	
2C-36-45	M36X2	M45X2	28	35	40.5	57	41	41	50	
2C-12-52	M12X1.5	M52X2	6	42	40.5	55	50	14	60	
2C-14-52	M14X1.5	M52X2	8	42	40.5	55	50	17	60	
2C-16-52	M16X1.5	M52X2	10	42	41.5	56	50	19	60	
2C-18-52	M18X1.5	M52X2	12	42	41.5	56	50	22	60	
2C-22-52	M22X1.5	M52X2	15	42	42.5	58	50	27	60	
2C-26-52	M26X1.5	M52X2	18	42	42	58	50	32	60	
2C-30-52	M30X2	M52X2	22	42	44	60	50	36	60	
2C-36-52	M36X2	M52X2	28	42	44	61	50	41	60	
2C-45-52	M45X2	M52X2	35	42	43	65	50	50	60	

注：如需带卡套及卡套螺母整套订货，则请在代号后加“RN”，如2C-30-52RN。

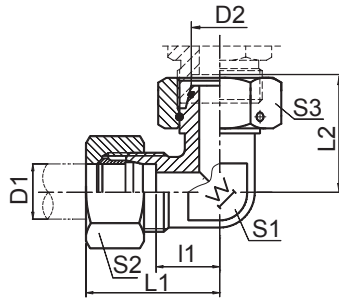
Note: In case if you are interested to order the adapter in complete set with cutting ring and nut ,it is necessary to insert suffix "RN" after our part no., for example 2C-30-52RN.



# DIN卡套接头 DIN Bite Type Tube Fittings



**2C9**  
**2D9**



**2C9-RN**  
**2D9-RN**

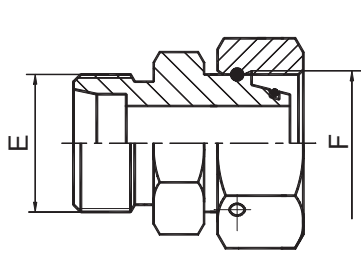
外螺纹内螺纹转换接头90°弯  
REDUCER TUBE ADAPTOR  
WITH SWIVEL NUT 90° ELBOW

代号 PART NO.	螺 纹 THREAD		管子外径 TUBE O.D.		尺 寸 DIMENSIONS						压力等级 MPa
	E	F	D1	D2	l1	L1	L2	S1	S2	S3	
2C9-12	M12X1.5	M12X1.5	6	6	12	27	26	12	14	14	25 轻系列 L
2C9-14	M14X1.5	M14X1.5	8	8	14	29	27.5	12	17	17	
2C9-16	M16X1.5	M16X1.5	10	10	15	30	29	14	19	19	
2C9-18	M18X1.5	M18X1.5	12	12	17	32	29.5	17	22	22	
2C9-22	M22X1.5	M22X1.5	15	15	21	36	32.5	19	27	27	
2C9-26	M26X1.5	M26X1.5	18	18	23.5	40	35.5	24	32	32	
2C9-30	M30X2	M30X2	22	22	27.5	44	38.5	27	36	36	16 轻系列L
2C9-36	M36X2	M36X2	28	28	30.5	47	41.5	36	41	41	
2C9-45	M45X2	M45X2	35	35	34.5	56	51	41	50	50	
2C9-52	M52X2	M52X2	42	42	40	63	56	50	60	60	
2D9-14	M14X1.5	M14X1.5	6	6	16	31	27	12	17	17	63 重系列 S
2D9-16	M16X1.5	M16X1.5	8	8	17	32	27.5	14	19	19	
2D9-18	M18X1.5	M18X1.5	10	10	17.5	34	30	17	22	22	
2D9-20	M20X1.5	M20X1.5	12	12	21.5	38	31	17	24	24	
2D9-22	M22X1.5	M22X1.5	14	14	22	40	35	19	27	27	
2D9-24	M24X1.5	M24X1.5	16	16	24.5	43	36.5	24	30	30	40 重系列 S
2D9-30	M30X2	M30X2	20	20	26.5	48	44.5	27	36	36	
2D9-36	M36X2	M36X2	25	25	30	54	50	36	46	46	
2D9-42	M42X2	M42X2	30	30	35.5	62	55	41	50	50	
2D9-52	M52X2	M52X2	38	38	41	72	63	50	60	60	31.5重系列S

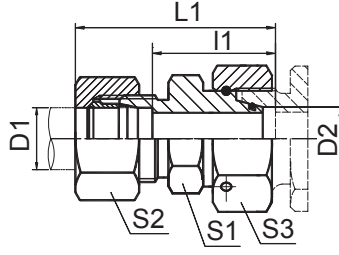
注：如需带卡套及卡套螺母整套订货，则请在代号后加“RN”，如2C9-30RN。

Note: In case if you are interested to order the adaptor in complete set with cutting ring and nut ,it is necessary to insert suffix "RN" after our part no., for example 2C9-30RN.

# DIN卡套接头 DIN Bite Type Tube Fittings



**2D**



**2D-RN**

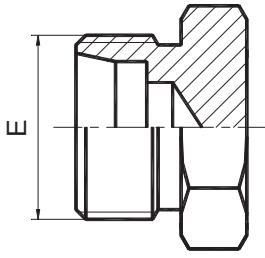
外螺纹内螺纹转换接头  
REDUCER TUBE ADAPTOR  
WITH SWIVEL NUT

代号 PART NO.	螺 纹 THREAD		管子外径 TUBE O.D.		尺 寸 DIMENSIONS					压力等级 MPa
	E	F	D1	D2	l1	L1	S1	S2	S3	
2D-14-16	M14X1.5	M16X1.5	6	8	27	42	14	17	19	63 重系列 S
2D-14-18	M14X1.5	M18X1.5	6	10	27.5	42	17	17	22	
2D-16-18	M16X1.5	M18X1.5	8	10	27.5	42	17	19	22	
2D-14-20	M14X1.5	M20X1.5	6	12	29	44	17	17	24	
2D-16-20	M16X1.5	M20X1.5	8	12	29	44	17	19	24	
2D-18-20	M18X1.5	M20X1.5	10	12	31	46	19	22	24	
2D-14-22	M14X1.5	M22X1.5	6	14	31.5	46	19	17	27	
2D-16-22	M16X1.5	M22X1.5	8	14	31.5	46	19	19	27	
2D-18-22	M18X1.5	M22X1.5	10	14	31	47	19	22	27	
2D-20-22	M20X1.5	M22X1.5	12	14	31	47	22	24	27	
2D-14-24	M14X1.5	M24X1.5	6	16	32	47	22	17	30	40 重系列 S
2D-16-24	M16X1.5	M24X1.5	8	16	32	47	22	19	30	
2D-18-24	M18X1.5	M24X1.5	10	16	31.5	48	22	22	30	
2D-20-24	M20X1.5	M24X1.5	12	16	33.5	50	22	24	30	
2D-22-24	M22X1.5	M24X1.5	14	16	33	51	24	27	30	
2D-14-30	M14X1.5	M30X2	6	20	36	51	27	17	36	
2D-16-30	M16X1.5	M30X2	8	20	36	51	27	19	36	
2D-18-30	M18X1.5	M30X2	10	20	35.5	52	27	22	36	
2D-20-30	M20X1.5	M30X2	12	20	35.5	52	27	24	36	
2D-22-30	M22X1.5	M30X2	14	20	37	55	27	27	36	
2D-24-30	M24X1.5	M30X2	16	20	37.5	55	30	30	36	31.5 重系列 S
2D-14-36	M14X1.5	M36X2	6	25	38.5	53	36	17	46	
2D-16-36	M16X1.5	M36X2	8	25	38.5	53	36	19	46	
2D-18-36	M18X1.5	M36X2	10	25	38	54	36	22	46	
2D-20-36	M20X1.5	M36X2	12	25	38	54	36	24	46	
2D-22-36	M22X1.5	M36X2	14	25	39.5	57	36	27	46	
2D-24-36	M24X1.5	M36X2	16	25	39	57	36	30	46	
2D-30-36	M30X2	M36X2	20	25	39	61	36	36	46	
2D-14-42	M14X1.5	M42X2	6	30	44	59	41	17	50	
2D-16-42	M16X1.5	M42X2	8	30	44	59	41	19	50	
2D-18-42	M18X1.5	M42X2	10	30	43.5	60	41	22	50	
2D-20-42	M20X1.5	M42X2	12	30	43.5	60	41	24	50	
2D-22-42	M22X1.5	M42X2	14	30	45	63	41	27	50	
2D-24-42	M24X1.5	M42X2	16	30	44.5	63	41	30	50	
2D-30-42	M30X2	M42X2	20	30	44.5	66	41	36	50	
2D-36-42	M36X2	M42X2	25	30	44	69	41	46	50	31.5 重系列 S
2D-14-52	M14X1.5	M52X2	6	38	47.5	62	50	17	60	
2D-16-52	M16X1.5	M52X2	8	38	47.5	62	50	19	60	
2D-18-52	M18X1.5	M52X2	10	38	47	63	50	22	60	
2D-20-52	M20X1.5	M52X2	12	38	47	63	50	24	60	
2D-22-52	M22X1.5	M52X2	14	38	48.5	66	50	27	60	
2D-24-52	M24X1.5	M52X2	16	38	48	66	50	30	60	
2D-30-52	M30X2	M52X2	20	38	48	70	50	36	60	
2D-36-52	M36X2	M52X2	25	38	48.5	73	50	46	60	
2D-42-52	M42X2	M52X2	30	38	49	76	50	50	60	

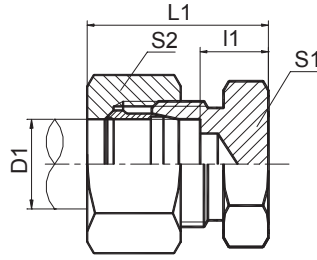
注：如需带卡套及卡套螺母整套订货，则请在代号后加“RN”，如2D-30-52RN。

Note: In case if you are interested to order the adapter in complete set with cutting ring and nut ,it is necessary to insert suffix "RN" after our part no. , for example 2D-30-52RN.

# DIN卡套接头 DIN Bite Type Tube Fittings



**4C**  
**4D**



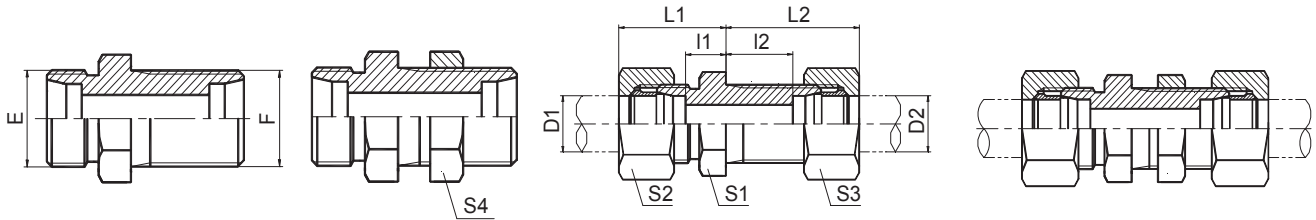
**4C-RN**  
**4D-RN**

堵头  
PLUG

代号 PART NO.	螺 纹 THREAD	管子外径 TUBE O.D.	尺 寸 DIMENSIONS						压力等级 MPa
	E	D1	I1	L1	S1	S2			
4C-12	M12x1.5	6	7	22	12	14			31.5 轻系列 L
4C-14	M14x1.5	8	8	23	14	17			
4C-16	M16x1.5	10	9	24	17	19			
4C-18	M18x1.5	12	10	25	19	22			
4C-22	M22x1.5	15	11	26	24	27			
4C-26	M26x1.5	18	11.5	28	27	32			
4C-30	M30x2	22	13.5	30	32	36			16 轻系列 L
4C-30D	M30x1.5	22	13.5	30	32	36			
4C-36	M36x2	28	14.5	31	41	41			
4C-36D	M36x1.5	28	14.5	31	41	41			
4C-45	M45x2	35	14.5	36	46	50			
4C-45D	M45x1.5	35	14.5	36	46	50			
4C-52	M52x2	42	16	39	55	60			63 重系列 S
4D-14	M14x1.5	6	11	26	14	17			
4D-16	M16x1.5	8	13	28	17	19			
4D-18	M18x1.5	10	12.5	29	19	22			
4D-20	M20x1.5	12	14.5	31	22	24			
4D-22	M22x1.5	14	16	34	24	27			40 重系列 S
4D-24	M24x1.5	16	15.5	34	27	30			
4D-30	M30x2	20	17.5	39	32	36			
4D-36	M36x2	25	20	44	38	46			
4D-42	M42x2	30	20.5	47	46	50			31.5重系列S
4D-52	M52x2	38	23	54	55	60			

注：如需带卡套及卡套螺母整套订货，则请在代号后加“RN”，如4C-30RN。  
 Note: In case if you are interested to order the adapter in complete set with cutting ring and nut ,it is necessary to insert suffix "RN" after our part no., for example 4C-30RN.

# DIN卡套接头 DIN Bite Type Tube Fittings



**6C**  
**6D**

**6C-LN**  
**6D-LN**

**6C-RN**  
**6D-RN**

**6C-LNRN**  
**6D-LNRN**

直通过板接头  
STRAIGHT BULKHEAD FITTINGS

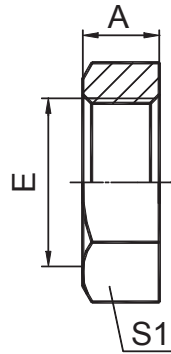
代号 PART NO.	螺 纹 THREAD		管子外径 TUBE O.D.		尺 寸 DIMENSIONS							压力等级 MPa
	E	F	D1	D2	I1	I2	L1	L2	S1	S2,S3	S4	
6C-12	M12X1.5	M12X1.5	6	6	7	27	22	42	17	14	17	31.5 轻系列 L
6C-14	M14X1.5	M14X1.5	8	8	8	27	23	42	19	17	19	
6C-16	M16X1.5	M16X1.5	10	10	10	28	25	43	22	19	22	
6C-18	M18X1.5	M18X1.5	12	12	10	29	25	44	24	22	24	
6C-22	M22X1.5	M22X1.5	15	15	12	31	27	46	27	27	30	
6C-26	M26X1.5	M26X1.5	18	18	13.5	33	30	49	32	32	36	
6C-30	M30X2	M30X2	22	22	16.5	35	33	51	36	36	41	16 轻系列L
6C-36	M36X2	M36X2	28	28	18.5	35.5	35	52	41	41	46	
6C-45	M45X2	M45X2	35	35	18.5	36.5	40	58	50	50	55	
6C-52	M52X2	M52X2	42	42	19	36	42	59	60	60	65	
6D-14	M14X1.5	M14X1.5	6	6	12	29	27	44	19	17	19	63 重系列 S
6D-16	M16X1.5	M16X1.5	8	8	13	29	28	44	22	19	22	
6D-18	M18X1.5	M18X1.5	10	10	14.5	29.5	31	46	24	22	24	
6D-20	M20X1.5	M20X1.5	12	12	14.5	30.5	31	47	27	24	27	
6D-22	M22X1.5	M22X1.5	14	14	17	32	35	50	30	27	30	
6D-24	M24X1.5	M24X1.5	16	16	16.5	31.5	35	50	32	30	32	40 重系列 S
6D-30	M30X2	M30X2	20	20	17.5	33.5	39	55	41	36	41	
6D-36	M36X2	M36X2	25	25	20	35	44	59	46	46	46	
6D-42	M42X2	M42X2	30	30	21.5	37.5	48	64	50	50	50	
6D-52	M52X2	M52X2	38	38	22	37	53	68	65	60	65	31.5重系列S

注：如需带锁母订货，则请在代号后加“LN”，如6C-30LN；如需带卡套及卡套螺母订货，在代号后加“RN”，如6C-30RN；如需带锁母、卡套及卡套螺母订货，在代号后加“LNRN”，如6C-30LNRN。

Note: In case if you are interested to order the adapter with lock nut, please insert suffix "LN" after our part no., for example 6C-30LN, order the adapter with cutting ring and nut, insert suffix "RN" after part no., for example 6C-30RN, order the adapter with lock nut and cutting ring and nut, insert suffix "LNRN" after part no., for example 6C-30LNRN.

# DIN卡套接头 DIN Bite Type Tube Fittings

B

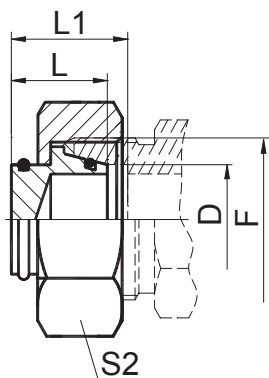


**8C**

公制螺纹锁母  
METRIC LOCK NUT

代号 PART NO.	螺 纹 THREAD				尺 寸 DIMENSIONS				
	E				A	S1			
8C-10	M10X1				6	14			
8C-12	M12x1.5				7.5	17			
8C-14	M14x1.5				7.5	19			
8C-16	M16x1.5				7.5	22			
8C-18	M18x1.5				7.5	24			
8C-20	M20x1.5				8	27			
8C-22	M22x1.5				8	27			
8C-24	M24x1.5				8	30			
8C-26	M26x1.5				8	32			
8C-27D	M27x1.5				8	32			
8C-27	M27x2				10	32			
8C-30	M30x2				10	36			
8C-33	M33x2				10	41			
8C-33D	M33X1.5				10	41			
8C-36	M36x2				10	41			
8C-42	M42x2				10	50			
8C-45	M45x2				10	55			
8C-48	M48x2				10	55			
8C-52	M52x2				10	60			
8C-60	M60x2				10	65			

# DIN卡套接头 DIN Bite Type Tube Fittings



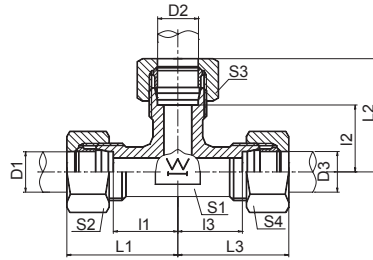
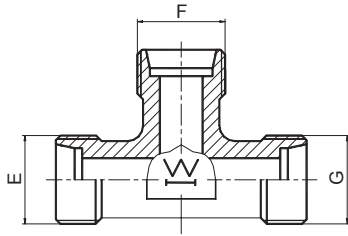
内螺纹堵头  
FEMALE PLUG

**9C**  
**9D**

代号 PART NO.	螺 纹 THREAD	管子外径 TUBE O.D.	尺 寸 DIMENSIONS				压力等级 MPa	
			F	D	L	L1		S2
9C-12	M12X1.5	6			15.5	17.5	14	31.5 轻系列 L
9C-14	M14X1.5	8			15.5	18	17	
9C-16	M16X1.5	10			16.5	18	19	
9C-18	M18X1.5	12			18	19.5	22	
9C-22	M22X1.5	15			19.5	20	27	
9C-26	M26X1.5	18			20	22	32	
9C-30	M30X2	22			21.5	22.5	36	16 轻系列 L
9C-36	M36X2	28			22.5	24.5	41	
9C-45	M45X2	35			25	29	50	
9C-52	M52X2	42			27	31.5	60	
9D-14	M14X1.5	6			16	18	17	63 重系列 S
9D-16	M16X1.5	8			16.5	18.5	19	
9D-18	M18X1.5	10			18	20	22	
9D-20	M20X1.5	12			18.5	20.5	24	
9D-22	M22X1.5	14			19	21.5	27	
9D-24	M24X1.5	16			18.5	21.5	30	40 重系列 S
9D-30	M30X2	20			22.5	25	36	
9D-36	M36X2	25			23.5	28.5	46	
9D-42	M42X2	30			25.5	32	50	
9D-52	M52X2	38			26.5	36	60	31.5重系列S

# DIN卡套接头 DIN Bite Type Tube Fittings

B



三通接头  
EQUAL TEES

**AC**  
**AD**

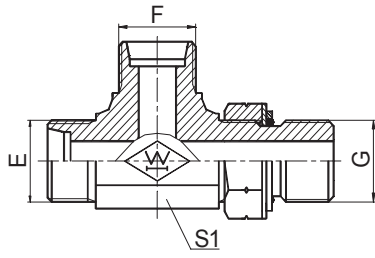
**AC-RN**  
**AD-RN**

代号 PART NO.	螺纹 THREAD	管子外径 TUBE O.D.	尺寸 DIMENSIONS					压力等级 MPa
	E, F, G	D1, D2, D3	I1, I2, I3	L1, L2, L3	S1	S2, S3, S4		
AC-08	M8X1	4	11	21	9	10	10 特轻系列 LL	
AC-10	M10X1	5	9.5	21	9	12		
AC-10LL	M10X1	6	9.5	21	9	12		
AC-12LL	M12X1	8	11.5	23	12	14	25 轻系列 L	
AC-12	M12X1.5	6	12	27	12	14		
AC-14	M14X1.5	8	14	29	12	17		
AC-16	M16X1.5	10	15	30	14	19		
AC-18	M18X1.5	12	17	32	17	22		
AC-22	M22X1.5	15	21	36	19	27		
AC-26	M26X1.5	18	23.5	40	24	32	16 轻系列 L	
AC-30	M30X2	22	27.5	44	27	36		
AC-36	M36X2	28	30.5	47	36	41		
AC-45	M45X2	35	34.5	56	41	50		
AC-52	M52X2	42	40	63	50	60	63 重系列 S	
AD-14	M14X1.5	6	16	31	12	17		
AD-16	M16X1.5	8	17	32	14	19		
AD-18	M18X1.5	10	17.5	34	17	22		
AD-20	M20X1.5	12	21.5	38	17	24		
AD-22	M22X1.5	14	22	40	19	27	40 重系列 S	
AD-24	M24X1.5	16	24.5	43	24	30		
AD-30	M30X2	20	26.5	48	27	36		
AD-36	M36X2	25	30	54	36	46		
AD-42	M42X2	30	35.5	62	41	50		
AD-52	M52X2	38	41	72	50	60	31.5重系列S	

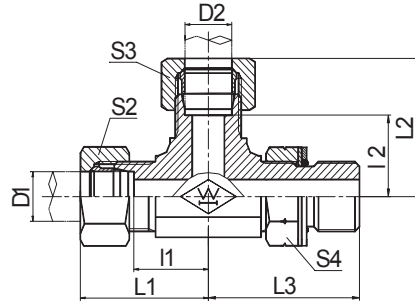
注：如需带卡套及卡套螺母整套订货，则请在代号后加“RN”，如AC-22RN。

Note: In case if you are interested to order the adapter in complete set with cutting ring and nut, it is necessary to insert suffix "RN" after our part no., for example AC-22RN.

# DIN卡套接头 DIN Bite Type Tube Fittings



**ACCH-OG**  
**ADDH-OG**



**ACCH-OG/RN**  
**ADDH-OG/RN**

三通公制外螺纹24° 锥 / 公制  
外螺纹可调向柱端ISO 6149-2

METRIC MALE 24° CONE / METRIC MALE  
ADJUSTABLE STUD END ISO 6149-2  
RUN TEE

代号 PART NO.	螺纹 THREAD		管子外径 D1,D2 TUBE O.D.	O形圈 O-RING	尺寸 DIMENSIONS						压力等级 MPa
	E,F	G			I1,I2	L1,L2	L3	S1	S2,S3	S4	
ACCH-12-12-10OG	M12X1.5	M10X1	6	O08.1X1.6	13	28	26.5	11	14	14	31.5 轻系列 L
ACCH-14-14-12OG	M14X1.5	M12X1.5	8	O09.3X2.4	15.5	30.5	32	14	17	17	
ACCH-16-16-14OG	M16X1.5	M14X1.5	10	O11.3X2.4	17.5	32.5	34	16	19	19	
ACCH-18-18-16OG	M18X1.5	M16X1.5	12	O13.3X2.4	19	34	36	19	22	22	
ACCH-22-22-18OG	M22X1.5	M18X1.5	15	O15.3X2.4	22	37	39.5	22	27	24	
ACCH-26-26-22OG	M26X1.5	M22X1.5	18	O19.3X2.4	25.5	42	43.5	27	32	27	
ACCH-30-30-27OG	M30X2	M27X2	22	O23.5X3.0	29.3	45.8	50	30	36	32	16
ACCH-36-36-33OG	M36X2	M33X2	28	O29.2X3.0	33.3	49.8	54	36	41	41	轻系列
ADDH-14-14-12OG	M14X1.5	M12X1.5	6	O09.3X2.4	17.5	32.5	32	14	17	17	63 重系列 S
ADDH-16-16-14OG	M16X1.5	M14X1.5	8	O11.3X2.4	18.7	33.7	34	16	19	19	
ADDH-18-18-16OG	M18X1.5	M16X1.5	10	O13.3X2.4	19.5	36	36	19	22	22	
ADDH-20-20-18OG	M20X1.5	M18X1.5	12	O15.3X2.4	19.5	36	37	19	24	24	
ADDH-24-24-22OG	M24X1.5	M22X1.5	16	O19.3X2.4	24	42	37.5	24	30	27	40 重系列 S
ADDH-30-30-27OG	M30X2	M27X2	20	O23.5X3.0	28.3	49.8	50	30	36	32	
ADDH-36-36-33OG	M36X2	M33X2	25	O29.2X3.0	32.8	56.8	54	36	46	41	
ADDH-42-42-42OG	M42X2	M42X2	30	O38.5X3.0	36.2	62.7	57.2	41	50	50	S

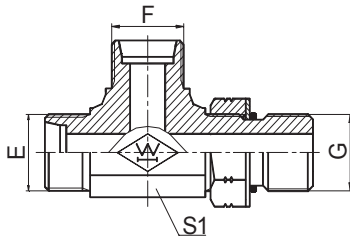
注: 1 如需带卡套及卡套螺母整套订货, 则请在代号后加“RN”, 如ACCH-30-30-27OGRN。

2 G端与ISO 9974-1油口相配, 去掉挡圈则与ISO 6149-1油口相配。

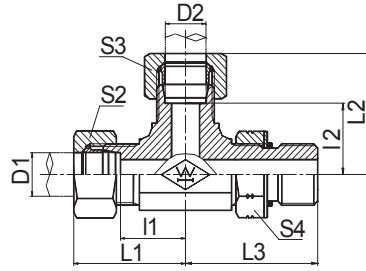
Note: 1 In case if you are interested to order the adapter in complete set with cutting ring and nut ,it is necessary to insert suffix "RN" after our part no., for example ACCH-30-30-27OGRN. 2 G end is connected with ISO 9974-1 port and connected with ISO 6149-1 port without retaining ring.



# DIN卡套接头 DIN Bite Type Tube Fittings



**ACCO-OG**  
**ADDO-OG**



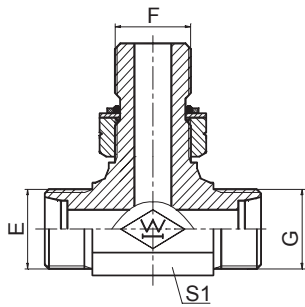
**ACCO-OG/RN**  
**ADDO-OG/RN**

三通右端美制螺纹可调向O形圈密封  
BARREL TEE UN、UNF THREAD ADJUSTABLE  
STUD ENDS WITH O-RING SEALING

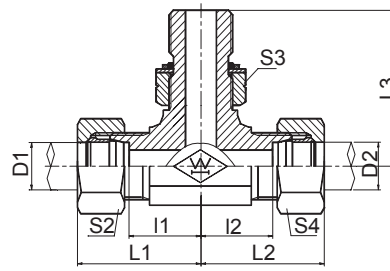
代号 PART NO.	螺 纹 THREAD		管子外径 TUBE O.D.	尺 寸 DIMENSIONS						压力等级 MPa
	E,F	G		D1,D2	I1,I2	L1,L2	L3	S1	S2,S3	
ACCO-12-12-04OG	M12X1.5	7/16"X20	6	13	28	27.2	11	14	17	31.5 轻系列 L
ACCO-14-14-06OG	M14X1.5	9/16"X18	8	15.5	30.5	31.8	14	17	19	
ACCO-16-16-06OG	M16X1.5	9/16"X18	10	17.5	32.5	33.3	16	19	19	
ACCO-18-18-08OG	M18X1.5	3/4"X16	12	19	34	37.5	19	22	24	
ACCO-22-22-10OG	M22X1.5	7/8"X14	15	22	37	44	22	27	27	
ACCO-26-26-12OG	M26X1.5	1.1/16"X12	18	25.5	42	51	27	32	32	
ACCO-30-30-12OG	M30X2	1.1/16"X12	22	29.3	45.8	53.5	30	36	32	16 轻系列 L
ACCO-36-36-16OG	M36X2	1.5/16"X12	28	33.3	49.8	57.5	36	41	41	
ACCO-45-45-20OG	M45X2	1.5/8"X12	35	39.2	60.7	63	48	50	50	
ADDO-14-14-04OG	M14X1.5	7/16"X20	6	17.5	32.5	30	14	17	17	
ADDO-16-16-06OG	M16X1.5	9/16"X18	8	18.7	33.7	33.3	16	19	19	63 重系列 S
ADDO-18-18-06OG	M18X1.5	9/16"X18	10	19.5	36	33.5	19	22	19	
ADDO-20-20-08OG	M20X1.5	3/4"X16	12	19.5	36	37.5	19	24	24	
ADDO-22-22-10OG	M22X1.5	7/8"X14	14	23	41	44	22	27	27	
ADDO-24-24-10OG	M24X1.5	7/8"X14	16	24	42.5	46.5	24	30	27	40 重系列 S
ADDO-30-30-12OG	M30X2	1.1/16"X12	20	28.3	49.8	53.5	30	36	32	
ADDO-36-36-16OG	M36X2	1.5/16"X12	25	32.8	56.8	57.5	36	46	41	
ADDO-42-42-20OG	M42X2	1.5/8"X12	30	36.2	62.7	59.5	41	50	50	

注：如需带卡套及卡套螺母整套订货，则请在代号后加“RN”，如ACCO-30-30-12OGRN。  
Note: In case if you are interested to order the adapter in complete set with cutting ring and nut ,it is necessary to insert suffix "RN" after our part no., for example ACCO-30-30-12OGRN.

# DIN卡套接头 DIN Bite Type Tube Fittings



**ACHC-OG  
ADHD-OG**



**ACHC-OG/RN  
ADHD-OG/RN**

公制外螺纹24° 锥 / 公制外螺纹  
可调向柱端ISO 6149分支三通

METRIC MALE 24° CONE / METRIC MALE  
ADJUSTABLE STUD END ISO 6149 BRANCH TEE

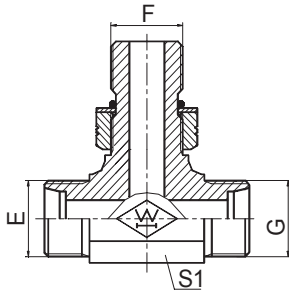
代号 PART NO.	螺纹 THREAD		管子外径 D1,D2 TUBE O.D.	O形圈 O-RING	尺寸 DIMENSIONS						压力等级 MPa
	E,G	F			I1,I2	L1,L2	L3	S1	S2,S4	S3	
ACHC-12-10-12OG	M12X1.5	M10X1	6	O08.1X1.6	13	28	26.5	11	14	14	31.5 轻系列 L
ACHC-14-12-14OG	M14X1.5	M12X1.5	8	O09.3X2.4	15.5	30.5	32	14	17	17	
ACHC-16-14-16OG	M16X1.5	M14X1.5	10	O11.3X2.4	17.5	32.5	34	16	19	19	
ACHC-18-16-18OG	M18X1.5	M16X1.5	12	O13.3X2.4	19	34	36	19	22	22	
ACHC-22-18-22OG	M22X1.5	M18X1.5	15	O15.3X2.4	22	37	39.5	22	27	24	
ACHC-26-22-26OG	M26X1.5	M22X1.5	18	O19.3X2.4	25.5	42	43.5	27	32	27	
ACHC-30-27-30OG	M30X2	M27X2	22	O23.5X3.0	29.3	45.8	50	30	36	32	16
ACHC-36-33-36OG	M36X2	M33X2	28	O29.2X3.0	33.3	49.8	54	36	41	41	轻系列
ADHD-14-12-14OG	M14X1.5	M12X1.5	6	O09.3X2.4	17.5	32.5	32	14	17	17	63 重系列 S
ADHD-16-14-16OG	M16X1.5	M14X1.5	8	O11.3X2.4	18.7	33.7	34	16	19	19	
ADHD-18-16-18OG	M18X1.5	M16X1.5	10	O13.3X2.4	19.5	36	36	19	22	22	
ADHD-20-18-20OG	M20X1.5	M18X1.5	12	O15.3X2.4	19.5	36	37	19	24	24	
ADHD-24-22-24OG	M24X1.5	M22X1.5	16	O19.3X2.4	24	42	37.5	24	30	27	
ADHD-30-27-30OG	M30X2	M27X2	20	O23.5X3.0	28.3	49.8	50	30	36	32	
ADHD-36-33-36OG	M36X2	M33X2	25	O29.2X3.0	32.8	56.8	54	36	46	41	40
ADHD-42-42-42OG	M42X2	M42X2	30	O38.5X3.0	36.2	62.7	57.2	41	50	50	重系列 S

注：1 如需带卡套及卡套螺母整套订货，则请在代号后加“RN”，如ACHC-30-27-30OGRN。

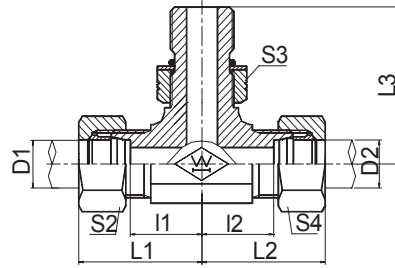
2 F端与ISO 9974-1油口相配，去掉挡圈则与ISO 6149-1油口相配。

Note: 1 In case if you are interested to order the adapter in complete set with cutting ring and nut ,it is necessary to insert suffix "RN" after our part no. , for example ACHC-30-27-30OGRN. 2 F end is connected with ISO 9974-1 port and connected with ISO 6149-1 port without retaining ring.

# DIN卡套接头 DIN Bite Type Tube Fittings



**ACOC-OG**  
**ADOD-OG**



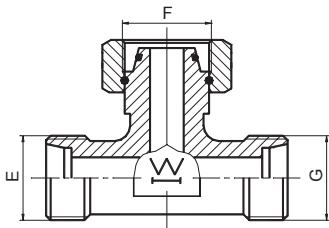
**ACOC-OG/RN**  
**ADOD-OG/RN**

三通中间端美制螺纹可调向O形圈密封  
BRANCH TEE UN、UNF THREAD ADJUSTABLE  
STUD ENDS WITH O-RING SEALING

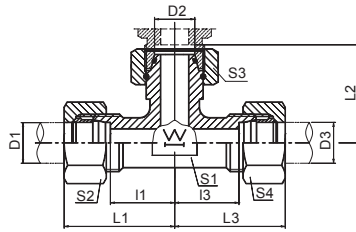
代号 PART NO.	螺 纹 THREAD		管子外径 TUBE O.D.	尺 寸 DIMENSIONS						压力等级 MPa
	E,G	F		D1,D2	I1,I2	L1,L2	L3	S1	S2,S4	
ACOC-12-04-12OG	M12X1.5	7/16"X20	6	13	28	27.2	11	14	17	31.5 轻系列 L
ACOC-14-06-14OG	M14X1.5	9/16"X18	8	15.5	30.5	31.8	14	17	19	
ACOC-16-06-16OG	M16X1.5	9/16"X18	10	17.5	32.5	33.3	16	19	19	
ACOC-18-08-18OG	M18X1.5	3/4"X16	12	19	34	37.5	19	22	24	
ACOC-22-10-22OG	M22X1.5	7/8"X14	15	22	37	44	22	27	27	
ACOC-26-12-26OG	M26X1.5	1.1/16"X12	18	25.5	42	51	27	32	32	
ACOC-30-12-30OG	M30X2	1.1/16"X12	22	29.3	45.8	53.5	30	36	32	16 轻系列 L
ACOC-36-16-36OG	M36X2	1.5/16"X12	28	33.3	49.8	57.5	36	41	41	
ACOC-45-20-45OG	M45X2	1.5/8"X12	35	39.2	60.7	63	48	50	50	
ADOD-14-04-14OG	M14X1.5	7/16"X20	6	17.5	32.5	30	14	17	17	63 重系列 S
ADOD-16-06-16OG	M16X1.5	9/16"X18	8	18.7	33.7	33.3	16	19	19	
ADOD-18-06-18OG	M18X1.5	9/16"X18	10	19.5	36	33.5	19	22	19	
ADOD-20-08-20OG	M20X1.5	3/4"X16	12	19.5	36	37.5	19	24	24	
ADOD-22-10-22OG	M22X1.5	7/8"X14	14	23	41	44	22	27	27	
ADOD-24-10-24OG	M24X1.5	7/8"X14	16	24	42.5	46.5	24	30	27	40 重系列 S
ADOD-30-12-30OG	M30X2	1.1/16"X12	20	28.3	49.8	53.5	30	36	32	
ADOD-36-16-36OG	M36X2	1.5/16"X12	25	32.8	56.8	57.5	36	46	41	
ADOD-42-20-42OG	M42X2	1.5/8"X12	30	36.2	62.7	59.5	41	50	50	

注：如需带卡套及卡套螺母整套订货，则请在代号后加“RN”，如ACOC-30-12-30OGRN。  
Note: In case if you are interested to order the adapter in complete set with cutting ring andnut ,it is necessary to insert suffix "RN" after our part no., for example ACOC-30-12-30OGRN.

# DIN卡套接头 DIN Bite Type Tube Fittings



**BC  
BD**



**BC-RN  
BD-RN**

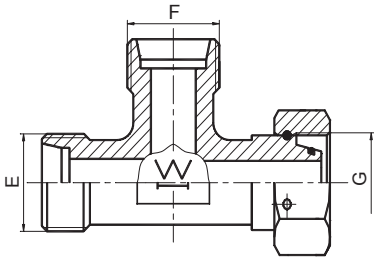
中间端内螺纹三通接头  
BRANCH TEE FITTINGS  
WITH SWIVEL NUT

代号 PART NO.	螺 纹 THREAD		管子外径 TUBE O.D.		尺 寸 DIMENSIONS						压力等级 MPa
	E,G	F	D1,D3	D2	I1,I3	L1,L3	L2	S1	S2,S4	S3	
BC-12	M12X1.5	M12X1.5	6	6	12	27	26	12	14	14	31.5 轻系列 L
BC-14	M14X1.5	M14X1.5	8	8	14	29	27.5	12	17	17	
BC-16	M16X1.5	M16X1.5	10	10	15	30	29	14	19	19	
BC-18	M18X1.5	M18X1.5	12	12	17	32	29.5	17	22	22	
BC-22	M22X1.5	M22X1.5	15	15	21	36	32.5	19	27	27	
BC-26	M26X1.5	M26X1.5	18	18	23.5	40	35.5	24	32	32	
BC-30	M30X2	M30X2	22	22	27.5	44	38.5	27	36	36	16 轻系列L
BC-36	M36X2	M36X2	28	28	30.5	47	41.5	36	41	41	
BC-45	M45X2	M45X2	35	35	34.5	56	51	41	50	50	
BC-52	M52X2	M52X2	42	42	40	63	56	50	60	60	
BD-14	M14X1.5	M14X1.5	6	6	16	31	27	12	17	17	63 重系列 S
BD-16	M16X1.5	M16X1.5	8	8	17	32	27.5	14	19	19	
BD-18	M18X1.5	M18X1.5	10	10	17.5	34	30	17	22	22	
BD-20	M20X1.5	M20X1.5	12	12	21.5	38	31	17	24	24	
BD-22	M22X1.5	M22X1.5	14	14	22	40	35	19	27	27	
BD-24	M24X1.5	M24X1.5	16	16	24.5	43	36.5	24	30	30	40 重系列 S
BD-30	M30X2	M30X2	20	20	26.5	48	44.5	27	36	36	
BD-36	M36X2	M36X2	25	25	30	54	50	36	46	46	
BD-42	M42X2	M42X2	30	30	35.5	62	55	41	50	50	
BD-52	M52X2	M52X2	38	38	41	72	63	50	60	60	

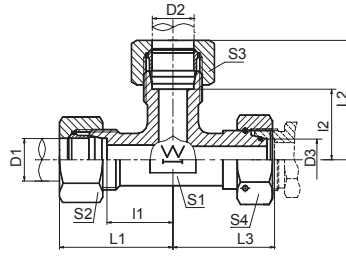
注：如需带卡套及卡套螺母整套订货，则请在代号后加“RN”，如BC-30RN。

Note: In case if you are interested to order the adapter in complete set with cutting ring and nut ,it is necessary to insert suffix "RN" after our part no.,for example BC-30RN.

# DIN卡套接头 DIN Bite Type Tube Fittings



**CC**  
**CD**



**CC-RN**  
**CD-RN**

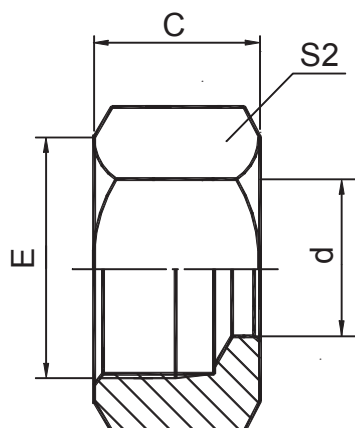
右端内螺纹三通接头  
BARREL TEE FITTINGS  
WITH SWIVEL NUT

代号 PART NO.	螺 纹 THREAD		管子外径 TUBE O.D.		尺 寸 DIMENSIONS						压力等级 MPa
	E,F	G	D1,D2	D3	l1,l2	L1,L2	L3	S1	S2,S3	S4	
CC-12	M12X1.5	M12X1.5	6	6	12	27	26	12	14	14	31.5 轻系列 L
CC-14	M14X1.5	M14X1.5	8	8	14	29	27.5	12	17	17	
CC-16	M16X1.5	M16X1.5	10	10	15	30	29	14	19	19	
CC-18	M18X1.5	M18X1.5	12	12	17	32	29.5	17	22	22	
CC-22	M22X1.5	M22X1.5	15	15	21	36	32.5	19	27	27	
CC-26	M26X1.5	M26X1.5	18	18	23.5	40	35.5	24	32	32	
CC-30	M30X2	M30X2	22	22	27.5	44	38.5	27	36	36	16 轻系列 L
CC-36	M36X2	M36X2	28	28	30.5	47	41.5	36	41	41	
CC-45	M45X2	M45X2	35	35	34.5	56	51	41	50	50	
CC-52	M52X2	M52X2	42	42	40	63	56	50	60	60	63 重系列 S
CD-14	M14X1.5	M14X1.5	6	6	16	31	27	12	17	17	
CD-16	M16X1.5	M16X1.5	8	8	17	32	27.5	14	19	19	
CD-18	M18X1.5	M18X1.5	10	10	17.5	34	30	17	22	22	
CD-20	M20X1.5	M20X1.5	12	12	21.5	38	31	17	24	24	
CD-22	M22X1.5	M22X1.5	14	14	22	40	35	19	27	27	40 重系列 S
CD-24	M24X1.5	M24X1.5	16	16	24.5	43	36.5	24	30	30	
CD-30	M30X2	M30X2	20	20	26.5	48	44.5	27	36	36	
CD-36	M36X2	M36X2	25	25	30	54	50	36	46	46	
CD-42	M42X2	M42X2	30	30	35.5	62	55	41	50	50	31.5重系列S
CD-52	M52X2	M52X2	38	38	41	72	63	50	60	60	

注：如需带卡套及卡套螺母整套订货，则请在代号后加“RN”，如CC-30RN。

Note: In case if you are interested to order the adapter in complete set with cutting ring and nut ,it is necessary to insert suffix "RN" after our part no., for example CC-30RN.

# DIN卡套接头 DIN Bite Type Tube Fittings



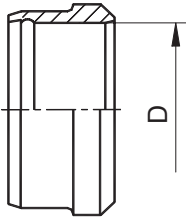
**NL  
NS**

卡套螺母  
RETAINING NUTS

代号 PART NO.	螺 纹	THREAD	管子外径	尺 寸						压力等级 MPa
	E		TUBE O.D.	C	d	S2				
NL-12	M12X1.5		6	14.5	6	14				轻系列 L
NL-14	M14X1.5		8	14.5	8	17				
NL-16	M16X1.5		10	15.5	10	19				
NL-18	M18X1.5		12	15.5	12	22				
NL-22	M22X1.5		15	17	15	27				
NL-26	M26X1.5		18	18	18	32				
NL-30	M30X2		22	20	22	36				
NL-30D	M30X1.5		22	19	22	36				
NL-36	M36X2		28	21	28	41				
NL-36D	M36X1.5		28	21	28	41				
NL-45	M45X2		35	24	35	50				
NL-45D	M45X1.5		35	25	35	50				
NL-52	M52X2		42	24	42	60				
NS-14	M14X1.5		6	16.5	6	17				
NS-16	M16X1.5		8	16.5	8	19				
NS-18	M18X1.5		10	17.5	10	22				
NS-20	M20X1.5		12	17.5	12	24				
NS-22	M22X1.5		14	20.5	14	27				
NS-24	M24X1.5		16	20.5	16	30				
NS-30	M30X2		20	24	20	36				
NS-36	M36X2		25	27	25	46				
NS-42	M42X2		30	29	30	50				
NS-52	M52X2		38	32.5	38	60				

# DIN卡套接头 DIN Bite Type Tube Fittings

**B**



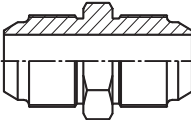
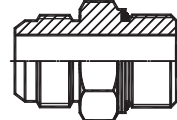
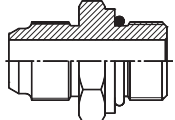
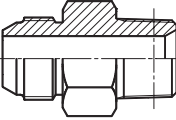

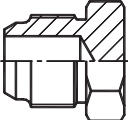

**RL  
RS**

卡套  
CUTTING RING

代号 PART NO.			管子外径 TUBE O.D.		尺寸 DIMENSIONS				备注
RL-06			6		与重系列相应规格一致				轻系列 L
RL-08			8						
RL-10			10						
RL-12			12						
RL-15			15						
RL-18			18						
RL-22			22						
RL-28			28						
RL-35			35						
RL-42			42						
RS-06			6						重系列 S
RS-08			8						
RS-10			10						
RS-12			12						
RS-14			14						
RS-16			16						
RS-20			20						
RS-25			25						
RS-30			30						
RS-38			38						

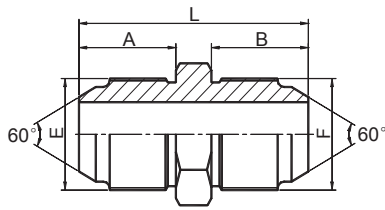
# 日本公制螺纹60° 锥面密封接头 Japanese Metric Thread 60° Cone Fittings

## 型号索引 Part NO. Index

 <p>1K PC1</p>	 <p>1KG PC1</p>	 <p>1KH PC2</p>	 <p>1KN PC2</p>	 <p>1KT-SP PC3</p>	 <p>4K PC3</p>
 <p>9K PC4</p>					



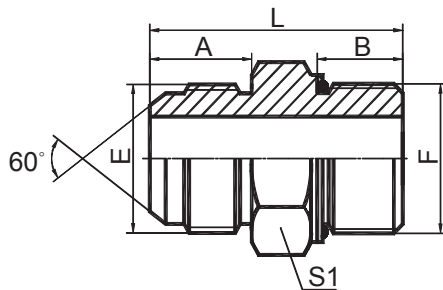
# 日本公制螺纹60° 锥面密封接头 Japanese Metric Thread 60° Cone Fittings



## 1K

日本公制外螺纹60° 外锥  
JIS METRIC MALE 60° CONE

代号 PART NO.	螺纹 THREAD		尺寸 DIMENSIONS					
	E	F	A	B	L	S1		
1K-14	M14X1.5	M14X1.5	17	17	40	17		
1K-16	M16X1.5	M16X1.5	18	18	42	17		
1K-18	M18X1.5	M18X1.5	18	18	42	19		
1K-20	M20X1.5	M20X1.5	20	20	48	22		
1K-22	M22X1.5	M22X1.5	20	20	48	24		
1K-24	M24X1.5	M24X1.5	21.5	21.5	53	27		
1K-30	M30X1.5	M30X1.5	26	26	63	32		
1K-33	M33X1.5	M33X1.5	30	30	71	36		
1K-36	M36X1.5	M36X1.5	33	33	79	41		
1K-42	M42X1.5	M42X1.5	36	36	85	46		



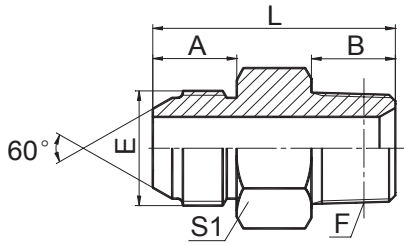
## 1KG

日本公制外螺纹60° 外锥 / 英管外螺纹O形圈  
JIS METRIC MALE 60° CONE / BSP MALE O-RING

代号 PART NO.	螺纹 THREAD		O形圈 O-RING		尺寸 DIMENSIONS				
	E	F		F端	A	B	L	S1	
1KG-14-04	M14X1.5	G1/4"X19		O111	17	11	36	19	
1KG-14-06	M14X1.5	G3/8"X19		O113	17	11.5	36.5	24	
1KG-16-06	M16X1.5	G3/8"X19		O113	18	11.5	38	24	
1KG-18-06	M18X1.5	G3/8"X19		O113	18	11.5	38	24	
1KG-22-08	M22X1.5	G1/2"X14		O115	20	14	45.5	27	
1KG-30-12	M30X1.5	G3/4"X14		O119	26	15.5	52.5	36	
1KG-33-12	M33X1.5	G3/4"X14		O119	30	15.5	58	36	
1KG-33-16	M33X1.5	G1"X11		O217	30	18	62	41	

注：F端与DIN 3852油口相配。 Note: F end is connected with DIN 3852 port.

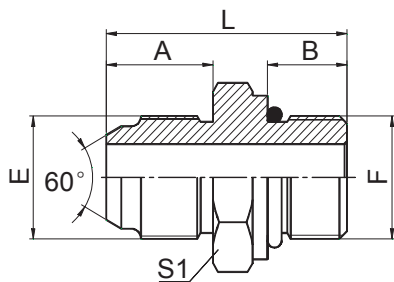
# 日本公制螺纹60° 锥面密封接头 Japanese Metric Thread 60° Cone Fittings



## 1KN

日本公制外螺纹60° 外锥/布锥管外螺纹  
JIS METRIC MALE 60° CONE/NPT MALE

代号 PART NO.	螺纹 THREAD		尺寸 DIMENSIONS				
	E	F	A	B	L	S1	
1KN-14-04	M14X1.5	Z1/4"X18	17	15	38	17	
1KN-14-06	M14X1.5	Z3/8"X18	17	16	39	19	
1KN-16-06	M16X1.5	Z3/8"X18	18	16	40	19	
1KN-16-08	M16X1.5	Z1/2"X14	18	19.5	45.5	22	
1KN-18-06	M18X1.5	Z3/8"X18	18	16	40	19	
1KN-20-06	M20X1.5	Z3/8"X18	20	16	44	22	
1KN-20-08	M20X1.5	Z1/2"X14	20	19.5	47.5	22	
1KN-22-08	M22X1.5	Z1/2"X14	20	19.5	47.5	24	
1KN-24-08	M24X1.5	Z1/2"X14	21.5	19.5	51	27	
1KN-24-12	M24X1.5	Z3/4"X14	21.5	19.5	51	30	
1KN-30-12	M30X1.5	Z3/4"X14	26	19.5	56.5	32	
1KN-33-16	M33X1.5	Z1"X11.5	30	25.5	66.5	36	
1KN-36-20	M36X1.5	Z1.1/4"X11.5	33	26.5	72.5	46	
1KN-42-24	M42X1.5	Z1.1/2"X11.5	36	27.5	78.5	50	



## 1KH

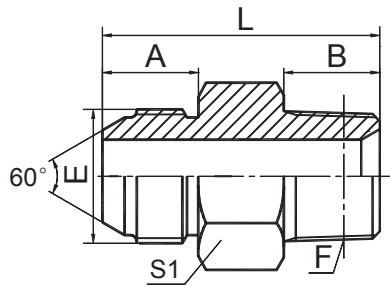
日本公制外螺纹60° 外锥 /  
公制外螺纹可调向柱端重系列ISO 6149-2  
JIS METRIC MALE 60° CONE / METIRC MALE  
ADJUSTABLE STUD END S-SERIES ISO 6149-2

代号 PART NO.	螺纹 THREAD		O形圈 O-RING		尺寸 DIMENSIONS				
	E	F		F端	A	B	L	S1	
1KH-14-12	M14X1.5	M12X1.5		O09.3X2.4	17	11.0	36.5	17	
1KH-14	M14X1.5	M14X1.5		O11.3X2.4	17	11.0	35.5	19	
1KH-16-14	M16X1.5	M14X1.5		O11.3X2.4	18	11.0	40	19	
1KH-18-14	M18X1.5	M14X1.5		O11.3X2.4	18	11.0	37.5	19	
1KH-18-16	M18X1.5	M16X1.5		O13.3X2.4	18	11.5	40	22	
1KH-18-20	M18X1.5	M20X1.5		O17.3X2.4	18	14.0	45	27	
1KH-20-18	M20X1.5	M18X1.5		O15.3X2.4	20	14.0	47	24	
1KH-22-20	M22X1.5	M20X1.5		O17.3X2.4	20	14.0	47	27	
1KH-24-20	M24X1.5	M20X1.5		O17.3X2.4	21.5	14.0	48.5	27	
1KH-24-22	M24X1.5	M22X1.5		O19.3X2.4	21.5	13.0	45	27	
1KH-30-27	M30X1.5	M27X2		O23.5X3.0	26	18.5	60.5	32	
1KH-33	M33X1.5	M33X2		O29.5X3.0	30	18.5	65	41	
1KH-36-33	M36X1.5	M33X2		O29.5X3.0	33	18.5	68	41	

注：F端与 ISO 6149-1 油口相配。 Note: F end is fit for ISO 6149-1 port.

# 日本公制螺纹60° 锥面密封接头 Japanese Metric Thread 60° Cone Fittings

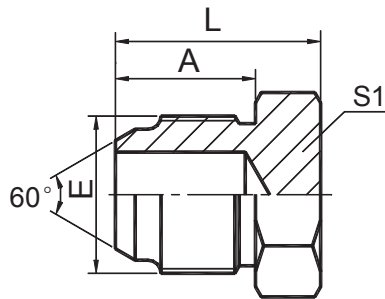
C



## 1KT-SP

公制外螺纹60° 外锥 / 英锥管外螺纹  
METRIC MALE 60° CONE / BSPT MALE

代号 PART NO.	螺纹 THREAD		尺寸 DIMENSIONS					
	E	F	A	B	L	S1		
1KT-14-04SP	M14X1.5	R1/4"X19	17	14.5	37.5	14		
1KT-14-06SP	M14X1.5	R3/8"X19	17	15	38	17		
1KT-16-06SP	M16X1.5	R3/8"X19	18	15	39	17		
1KT-18-06SP	M18X1.5	R3/8"X19	18	15	39	19		
1KT-20-06SP	M20X1.5	R3/8"X19	20	15	43	22		
1KT-22-06SP	M22X1.5	R3/8"X19	20	15	43	24		
1KT-22-08SP	M22X1.5	R1/2"X14	20	20	48	24		
1KT-24-08SP	M24X1.5	R1/2"X14	21.5	20	51.5	27		
1KT-24-12SP	M24X1.5	R3/4"X14	21.5	20	51.5	30		
1KT-30-12SP	M30X1.5	R3/4"X14	26	20	57	32		
1KT-33-16SP	M33X1.5	R1"X11	30	25.5	66.5	36		
1KT-36-20SP	M36X1.5	R1.1/4"X11	33	26.5	72.5	46		
1KT-42-24SP	M42X1.5	R1.1/2"X11	36	26.5	77.5	50		

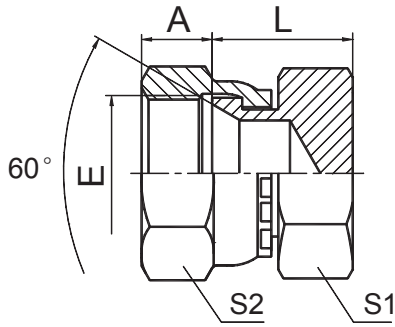


## 4K

日本公制外螺纹60° 外锥堵头  
JIS METRIC MALE 60° CONE PLUG

代号 PART NO.	螺纹 THREAD		尺寸 DIMENSIONS					
	E		A	L	S1			
4K-14	M14X1.5		17	23	17			
4K-16	M16X1.5		18	24	17			
4K-18	M18X1.5		18	25	19			
4K-20	M20X1.5		20	28	22			
4K-22	M22X1.5		20	28	24			
4K-24	M24X1.5		21.5	31.5	27			
4K-30	M30X1.5		26	37	32			
4K-33	M33X1.5		30	41	36			

# 日本公制螺纹60° 锥面密封接头 Japanese Metric Thread 60° Cone Fittings



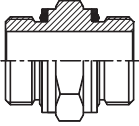
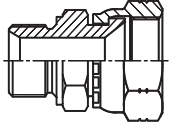

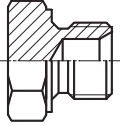

**9K**

日本公制内螺纹60° 内锥堵头  
JIS METRIC FEMALE 60° CONE PLUG

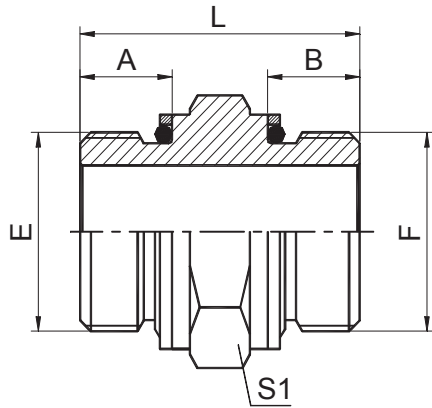
代号 PART NO.	螺纹 THREAD				尺寸 DIMENSIONS				
	E				A	L	S1	S2	
9K-14	M14X1.5				10.5	15	19	19	
9K-16	M16X1.5				10	17.5	22	22	
9K-18	M18X1.5				11.5	18.5	24	24	
9K-22	M22X1.5				14	21	27	27	
9K-24	M24X1.5				15	22.5	32	32	
9K-30	M30X1.5				18.3	25	36	36	
9K-33	M33X1.5				21.3	25.5	41	41	

# 其它公制螺纹接头 Other Metric Thread Fittings

型号索引 Part NO. Index

 1H PD1	 2MJ PD2	 4H PD2	 4M PD3	 4MN-WD PD3	

# 其它公制螺纹接头 Other Metric Thread Fittings



**1H**

公制外螺纹轻系列ISO 6149-3  
METRIC MALE L-SERIES ISO 6149-3

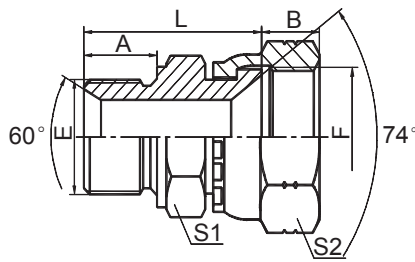
D

代号 PART NO.	螺纹 THREAD		O形圈 O-RING		尺寸 DIMENSIONS				
	E	F	E端	F端	A	B	L	S1	
1H-10	M10X1	M10X1	O08.1X1.6	O08.1X1.6	8.5	8.5	28	14	
1H-12	M12X1.5	M12X1.5	O09.3X2.4	O09.3X2.4	11.0	11.0	33	17	
1H-14	M14X1.5	M14X1.5	O11.3X2.4	O11.3X2.4	11.0	11.0	33	19	
1H-16	M16X1.5	M16X1.5	O13.3X2.4	O13.3X2.4	11.5	11.5	34	22	
1H-18	M18X1.5	M18X1.5	O15.3X2.4	O15.3X2.4	12.5	12.5	36	24	
1H-22	M22X1.5	M22X1.5	O19.3X2.4	O19.3X2.4	13.0	13.0	41	27	
1H-27	M27X2	M27X2	O23.5X3.0	O23.5X3.0	16.0	16.0	46	32	
1H-33	M33X2	M33X2	O29.5X3.0	O29.5X3.0	14.0	14.0	44	41	
1H-42	M42X2	M42X2	O38.5X3.0	O38.5X3.0	16.0	16.0	51	50	
1H-48	M48X2	M48X2	O44.5X3.0	O44.5X3.0	17.5	17.5	52	55	

注：可与ISO 9974-1油口相配，去掉挡圈与ISO 6149-1油口相配。

Note: fit for ISO 9974-1 port or ISO 6149-1 port when useless of retaining ring.

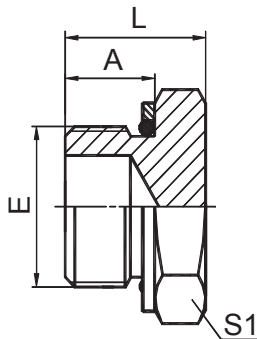
# 其它公制螺纹接头 Other Metric Thread Fittings



## 2MJ

公制外螺纹60° 内锥 / JIC内螺纹74° 内锥  
METRIC MALE 60° SEAT / JIC FEMALE 74° SEAT

代号 PART NO.	螺纹 THREAD		尺寸 DIMENSIONS				
	E	F	A	B	L	S1	S2
2MJ-10-04	M10X1	7/16"X20	8	9	22	14	17
2MJ-12-05	M12X1.5	1/2"X20	10	9.5	24.5	17	17
2MJ-14-06	M14X1.5	9/16"X18	11	10.5	25.5	19	19
2MJ-16-08	M16X1.5	3/4"X16	12	10.5	30.5	22	24
2MJ-18-08	M18X1.5	3/4"X16	12	10.5	30.5	24	24
2MJ-18-10	M18X1.5	7/8"X14	12	12	31	24	27
2MJ-22-10	M22X1.5	7/8"X14	14	12	35	27	27
2MJ-27-12	M27X2	1.1/16"X12	16	15	40.5	32	32
2MJ-27D-12	M27X1.5	1.1/16"X12	16	15	39.5	32	32
2MJ-30-16	M30X2	1.5/16"X12	18	16	42.5	36	41
2MJ-30D-16	M30X1.5	1.5/16"X12	18	16	41.5	36	41
2MJ-45-20	M45X2	1.5/8"X12	20	17	49	55	50
2MJ-45D-20	M45X1.5	1.5/8"X12	20	17	49	55	50
2MJ-52-24	M52X2	1.7/8"X12	20	20	49.5	60	55
2MJ-52D-24	M52X1.5	1.7/8"X12	20	20	49.5	60	55



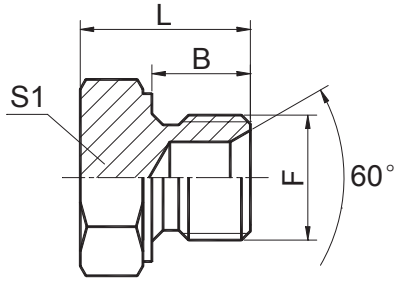
## 4H

公制外螺纹轻系列堵头ISO 6149-3  
METRIC MALE L-SERIES PLUG ISO 6149-3

代号 PART NO.	螺纹 THREAD	O形圈 O-RING	尺寸 DIMENSIONS				
	E	E端	A	L	S1		
4H-12	M12X1.5	O09.3X2.4	11	19	17		
4H-14	M14X1.5	O11.3X2.4	11	19	19		
4H-16	M16X1.5	O13.3X2.4	11.5	20	22		
4H-18	M18X1.5	O15.3X2.4	12.5	22	24		
4H-22	M22X1.5	O19.3X2.4	13	23.5	27		
4H-27	M27X2	O23.5X3.0	16	27.5	32		
4H-33	M33X2	O29.5X3.0	16	27	41		
4H-42	M42X2	O38.5X3.0	16	31	50		

注：可与ISO 9974-1油口相配，去掉挡圈与ISO 6149-1油口相配。  
Note: fit for ISO 9974-1 port or ISO 6149-1 port when useless of retaining ring.

# 其它公制螺纹接头 Other Metric Thread Fittings

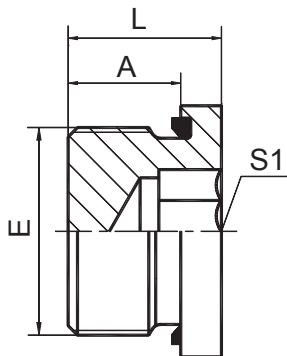


## 4M

公制外螺纹60° 内锥或  
六角端面用组合垫密封堵头  
METRIC MALE DOUBLE USE FOR 60° CONE  
SEAT OR BONDED SEAL PLUG

D

代号 PART NO.	螺 纹 THREAD		尺 寸 DIMENSIONS				
		F	B	L	S1		
4M-10		M10X1	8	15	14		
4M-12		M12X1.5	10	17	17		
4M-14		M14X1.5	11	19	19		
4M-16		M16X1.5	12	20	22		
4M-18		M18X1.5	12	20	24		
4M-20		M20X1.5	14	23	27		
4M-22		M22X1.5	14	23	27		
4M-24		M24X1.5	14	25	30		
4M-26		M26X1.5	16	28	32		
4M-27D		M27X1.5	16	28	32		
4M-30		M30X2	18	30	36		
4M-30D		M30X1.5	18	30	36		



## 4MN-WD

公制外螺纹胶垫密封内六角堵头  
METRIC MALE CAPTIVE SEAL HOLLOW HEX PLUG

代号 PART NO.	螺 纹 THREAD		胶 垫 CAPTIVE		尺 寸 DIMENSIONS			
	E		E端		A	L	S1	
4MN-10WD	M10X1		WD-B02		8	12	5	
4MN-12WD	M12X1.5		WD-M12		12	17	6	
4MN-14WD	M14X1.5		WD-B04		12	17	6	
4MN-16WD	M16X1.5		WD-M16		12	17	8	
4MN-18WD	M18X1.5		WD-M18		12	17	8	
4MN-20WD	M20X1.5		WD-M20		14	19	10	
4MN-22WD	M22X1.5		WD-M22		14	19	10	
4MN-26WD	M26X1.5		WD-B12		16	21	12	
4MN-27WD	M27X2		WD-B12		16	21	12	
4MN-33WD	M33X2		WD-B16		18	24.5	17	
4MN-42WD	M42X2		WD-B20		20	26.5	22	
4MN-48WD	M48X2		WD-B24		22	28.5	24	



英制螺纹接头  
British Thread Fittings

日本英管螺纹60° 锥面密封接头  
Japanese BSP Thread 60° Cone Fittings

英管螺纹60° 锥面密封接头  
BSP Thread 60° Cone Fittings

英锥管螺纹BSPT接头  
BSPT Thread Fittings

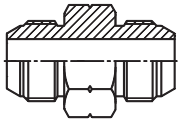
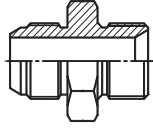
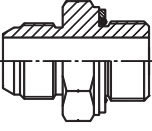

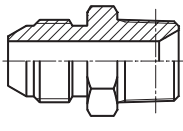
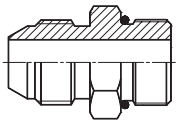
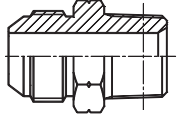
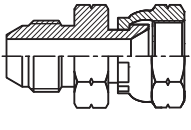
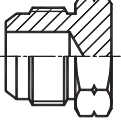
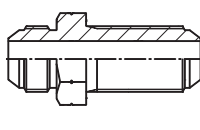
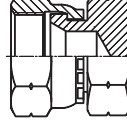
E

F

G

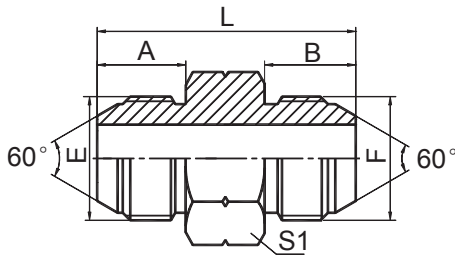
# 日本英管螺纹60° 锥面密封接头 Japanese BSP Thread 60° Cone Fittings

## 型号索引 Part NO. Index

 1S PE1	 1SB PE1	 1SG PE2	 1SG9-OG PE2	 1SN PE3	 1SO PE3
 1ST-SP PE4	 2S PE5	 4S PE5	 6S PE6	 9S PE6	

E

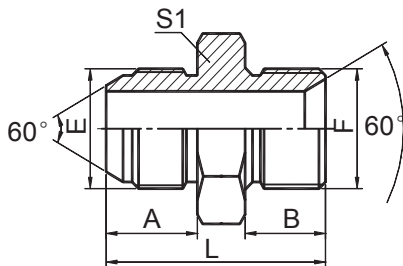
# 日本英管螺纹60° 锥面密封接头 Japanese BSP Thread 60° Cone Fittings



## 1S

日本英管外螺纹60° 外锥  
JIS GAS MALE 60° CONE

代号 PART NO.	螺纹 THREAD		尺寸 DIMENSIONS				
	E	F	A	B	L	S1	
1S-02	G1/8"X28	G1/8"X28	12	12	30	14	
1S-04	G1/4"X19	G1/4"X19	16	16	38	17	
1S-06	G3/8"X19	G3/8"X19	18	18	42	19	
1S-08	G1/2"X14	G1/2"X14	20	20	48	22	
1S-12	G3/4"X14	G3/4"X14	22	22	54	30	
1S-16	G1"X11	G1"X11	24	24	59	36	
1S-20	G1.1/4"X11	G1.1/4"X11	27	27	67	46	
1S-24	G1.1/2"X11	G1.1/2"X11	27	27	69	50	
1S-32	G2"X11	G2"X11	30	30	77	65	

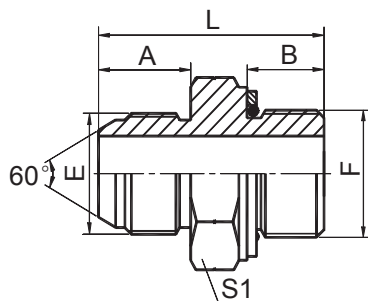


## 1SB

日式英管外螺纹  
60° 外锥/英管外螺纹60° 内锥  
JIS GAS MALE  
60° CONE/BSP MALE 60° SEAT

代号 PART NO.	螺纹 THREAD		尺寸 DIMENSIONS				
	E	F	A	B	L	S1	
1SB-04	G1/4"X19	G1/4"X19	16	12	34	19	
1SB-04-06	G1/4"X19	G3/8"X19	16	13.5	37.5	22	
1SB-06	G3/8"X19	G3/8"X19	18	13.5	39.5	22	
1SB-06-04	G3/8"X19	G1/4"X19	18	12	36	19	
1SB-06-08	G3/8"X19	G1/2"X14	18	16	44	27	
1SB-08	G1/2"X14	G1/2"X14	20	16	46	27	
1SB-08-06	G1/2"X14	G3/8"X19	20	13.5	41.5	22	
1SB-08-12	G1/2"X14	G3/4"X14	20	18.5	49.5	32	
1SB-12	G3/4"X14	G3/4"X14	22	18.5	51.5	32	
1SB-12-06	G3/4"X14	G3/8"X19	22	13.5	45.5	30	
1SB-12-08	G3/4"X14	G1/2"X14	22	16	48	30	
1SB-12-16	G3/4"X14	G1"X11	22	20.5	55.5	41	
1SB-16	G1"X11	G1"X11	24	20.5	57.5	41	
1SB-16-08	G1"X11	G1/2"X14	24	16	51	36	
1SB-16-12	G1"X11	G3/4"X14	24	18.5	53.5	36	

# 日本英管螺纹60° 锥面密封接头 Japanese BSP Thread 60° Cone Fittings

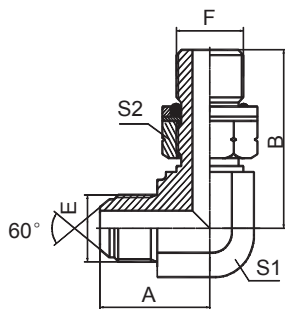


## 1SG

日本英管外螺纹60° 外锥 / 英管外螺纹O形圈  
JIS GAS MALE 60° CONE / BSP MALE O-RING

代号 PART NO.	螺纹 THREAD		O形圈 O-RING		尺寸 DIMENSIONS				
	E	F		F端	A	B	L	S1	
1SG-02	G1/8"X28	G1/8"X28		O011	12	8	27	14	
1SG-04	G1/4"X19	G1/4"X19		O111	16	11	34.5	19	
1SG-06	G3/8"X19	G3/8"X19		O113	18	11.5	37.5	24	
1SG-08	G1/2"X14	G1/2"X14		O115	20	14	44	27	
1SG-12	G3/4"X14	G3/4"X14		O119	22	15.5	48	36	
1SG-16	G1"X11	G1"X11		O217	24	18	53.5	41	
1SG-20	G1.1/4"X11	G1.1/4"X11		O222	27	20	59	50	
1SG-24	G1.1/2"X11	G1.1/2"X11		O224	27	21.5	62.5	60	

注： F端与 DIN 3852 油口相配。 F end is connected with DIN 3852 port.



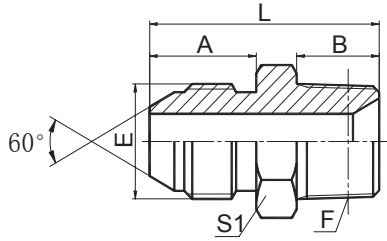
## 1SG9-OG

90° 弯日本英管外螺纹60° 外锥 / 英管外螺纹O形圈  
90° ELBOW JIS GAS MALE 60° CONE / BSP MALE O-RING

代号 PART NO.	螺纹 THREAD		O形圈 O-RING		尺寸 DIMENSIONS				
	E	F		F端	A	B	S1	S2	
1SG9-02OG	G1/8"X28	G1/8"X28		O011	21.8	25.5	11	14	
1SG9-04OG	G1/4"X19	G1/4"X19		O111	28	31.3	14	19	
1SG9-06OG	G3/8"X19	G3/8"X19		O113	29	35.8	16	22	
1SG9-08OG	G1/2"X14	G1/2"X14		O115	38	43.2	22	27	
1SG9-12OG	G3/4"X14	G3/4"X14		O119	43	49.3	27	32	
1SG9-16OG	G1"X11	G1"X11		O217	48.5	53	33	41	
1SG9-20OG	G1.1/4"X11	G1.1/4"X11		O222	57	59	41	50	
1SG9-24OG	G1.1/2"X11	G1.1/2"X11		O224	61	65	48	55	

注： F端与 DIN 3852 油口相配。 F end is connected with DIN 3852 port.

# 日本英管螺纹60° 锥面密封接头 Japanese BSP Thread 60° Cone Fittings

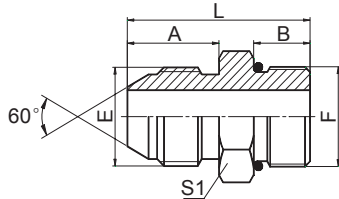


## 1SN

日本英管外螺纹60° 外锥 / 美制布锥管外螺纹  
JIS GAS MALE 60° CONE / NPT MALE

代号 PART NO.	螺纹 THREAD		尺寸 DIMENSIONS				
	E	F	A	B	L	S1	
1SN-04	G1/4"X19	Z1/4"X18	16	15	37	17	
1SN-04-02	G1/4"X19	Z1/8"X27	16	10.5	32.5	14	
1SN-06	G3/8"X19	Z3/8"X18	18	16	40	19	
1SN-06-04	G3/8"X19	Z1/4"X18	18	15	39	17	
1SN-08	G1/2"X14	Z1/2"X14	20	19.5	47.5	22	
1SN-08-06	G1/2"X14	Z3/8"X18	20	16	44	22	
1SN-12	G3/4"X14	Z3/4"X14	22	19.5	51.5	30	
1SN-12-08	G3/4"X14	Z1/2"X14	22	19.5	51.5	30	
1SN-16	G1"X11	Z1"X11.5	24	25.5	60.5	36	
1SN-16-12	G1"X11	Z3/4"X14	24	19.5	54.5	36	
1SN-20	G1.1/4"X11	Z1.1/4"X11.5	27	26.5	66.5	46	
1SN-20-16	G1.1/4"X11	Z1"X11.5	27	25.5	65.5	46	
1SN-24	G1.1/2"X11	Z1.1/2"X11.5	27	27.5	69.5	50	

E

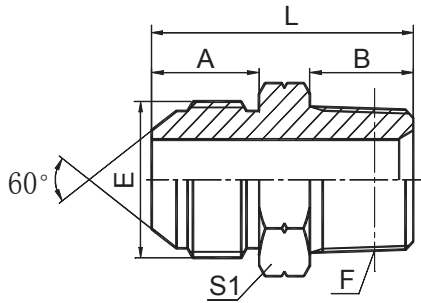


## 1SO

日式英管外螺纹 / 美制SAE外螺纹O形圈  
90° JIS GAS MALE 60° CONE / NPT MALE

代号 PART NO.	螺纹 THREAD		O形圈O-RING	尺寸 DIMENSIONS			
	E	F	F端	A	B	L	S1
1SO-04	G1/4"X19	7/16"X20	O904	16	9.1	31	14
1SO-04-06	G1/4"X19	9/16"X18	O906	16	9.9	32	17
1SO-06-04	G3/8"X19	7/16"X20	O904	18	9.1	33	17
1SO-06	G3/8"X19	9/16"X18	O906	18	9.9	34	17
1SO-08-06	G1/2"X14	9/16"X18	O906	20	9.9	40	22
1SO-08	G1/2"X14	3/4"X16	O908	20	11.1	39	22
1SO-12-10	G3/4"X14	7/8"X14	O910	22	12.7	44.5	30
1SO-12	G3/4"X14	1.1/16"X12	O912	22	15.1	48	32
1SO-16-12	G1"X11	1.1/16"X12	O912	24	15.1	50	36
1SO-16	G1"X11	1.5/16"X12	O916	24	15.1	50	38
1SO-20-16	G1.1/4"X11	1.5/16"X12	O916	27	15.1	59	46
1SO-20	G1.1/4"X11	1.5/8"X12	O920	27	15.1	61	50
1SO-24-20	G1.1/2"X11	1.5/8"X12	O920	27	15.1	57	50
1SO-24	G1.1/2"X11	1.7/8"X12	O924	27	15.1	61	55

# 日本英管螺纹60° 锥面密封接头 Japanese BSP Thread 60° Cone Fittings

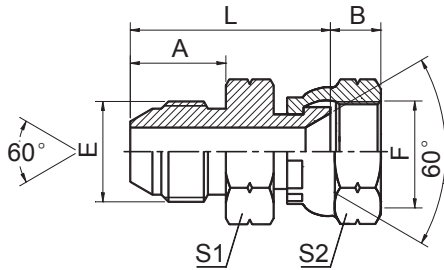


## 1ST-SP

日本英管外螺纹60° 外锥 / 英锥管外螺纹  
JIS GAS MALE 60° CONE / BSPT MALE

代号 PART NO.	螺纹 THREAD		尺寸 DIMENSIONS				
	E	F	A	B	L	S1	
1ST-02SP	G1/8"X28	R1/8"X28	12	10	28	14	
1ST-02-04SP	G1/8"X28	R1/4"X19	12	14.5	32.5	14	
1ST-04SP	G1/4"X19	R1/4"X19	16	14.5	36.5	17	
1ST-04-02SP	G1/4"X19	R1/8"X28	16	10	32	17	
1ST-04-06SP	G1/4"X19	R3/8"X19	16	15	37	17	
1ST-04-08SP	G1/4"X19	R1/2"X14	16	20	44	22	
1ST-06SP	G3/8"X19	R3/8"X19	18	15	39	19	
1ST-06-04SP	G3/8"X19	R1/4"X19	18	14.5	40.5	22	
1ST-06-08SP	G3/8"X19	R1/2"X14	18	20	46	22	
1ST-08SP	G1/2"X14	R1/2"X14	20	20	48	22	
1ST-08-04SP	G1/2"X14	R1/4"X19	20	14.5	42.5	22	
1ST-08-06SP	G1/2"X14	R3/8"X19	20	15	45	27	
1ST-08-12SP	G1/2"X14	R3/4"X14	20	20	50	27	
1ST-12SP	G3/4"X14	R3/4"X14	22	20	53	30	
1ST-12-08SP	G3/4"X14	R1/2"X14	22	20	52	30	
1ST-12-16SP	G3/4"X14	R1"X11	22	25.5	58.5	36	
1ST-16SP	G1"X11	R1"X11	24	25.5	62	41	
1ST-16-12SP	G1"X11	R3/4"X14	24	20	57	41	
1ST-20SP	G1.1/4"X11	R1.1/4"X11	27	26.5	66	46	
1ST-24SP	G1.1/2"X11	R1.1/2"X11	27	26.5	67.5	50	
1ST-32SP	G2"X11	R2"X11	30	30	77	65	

# 日本英管螺纹60° 锥面密封接头 Japanese BSP Thread 60° Cone Fittings

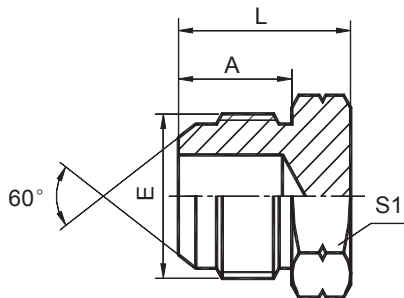


**2S**

日式英管外螺纹 / 日式英管内螺纹  
JIS GAS MALE / JIS GAS FEMALE

代号 PART NO.	螺纹 THREAD		尺寸 DIMENSIONS				
	E	F	A	B	S1	S2	L
2S-02	G1/8"X28	G1/8"X28	12	6.5	14	14	26
2S-04	G1/4"X19	G1/4"X19	16	8	17	19	30.5
2S-04-06	G1/4"X19	G3/8"X19	16	9	17	22	31.5
2S-06-04	G3/8"X19	G1/4"X19	18	8	19	19	33.5
2S-06	G3/8"X19	G3/8"X19	18	9	19	22	33.5
2S-06-08	G3/8"X19	G1/2"X14	18	12	19	27	35
2S-08-06	G1/2"X14	G3/8"X19	20	9	22	22	37.5
2S-08	G1/2"X14	G1/2"X14	20	12	22	27	39
2S-08-12	G1/2"X14	G3/4"X14	20	13.5	27	32	42.5
2S-12-08	G3/4"X14	G1/2"X14	22	12	30	27	43
2S-12	G3/4"X14	G3/4"X14	22	13.5	30	32	44.5
2S-12-16	G3/4"X14	G1"X11	22	16	32	41	47
2S-16-12	G1"X11	G3/4"X14	24	13.5	36	32	47.5
2S-16	G1"X11	G1"X11	24	16	36	41	49
2S-16-20	G1"X11	G1.1/4"X11	24	18.5	41	50	54
2S-20	G1.1/4"X11	G1.1/4"X11	27	18.5	46	50	54.5
2S-20-24	G1.1/4"X11	G1.1/2"X11	27	19	46	55	57.5
2S-24	G1.1/2"X11	G1.1/2"X11	27	19	50	55	59.5

**E**

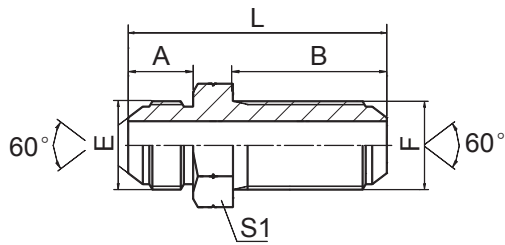


**4S**

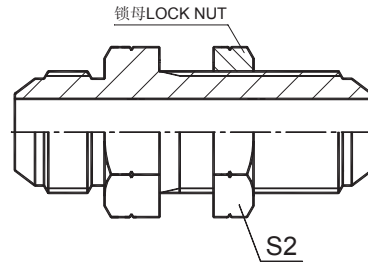
日本英管外螺纹60°外锥  
JIS GAS MALE 60° CONE

代号 PART NO.	螺纹 THREAD		尺寸 DIMENSIONS				
	E		A	L	S1		
4S-02	G1/8"X28		12	18	14		
4S-04	G1/4"X19		16	24	17		
4S-06	G3/8"X19		18	24	19		
4S-08	G1/2"X14		20	28	22		
4S-12	G3/4"X14		22	33	30		
4S-16	G1"X11		24	35	36		
4S-20	G1.1/4"X11		27	40	46		
4S-24	G1.1/2"X11		27	42	50		
4S-32	G2"X11		30	47	65		

# 日本英管螺纹60° 锥面密封接头 Japanese BSP Thread 60° Cone Fittings



**6S**



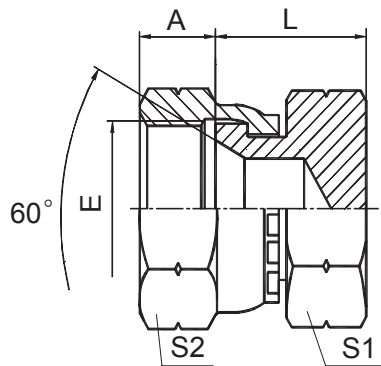
**6S-LN**

日本英管外螺纹60° 外锥过板接头  
JIS GAS MALE 60° CONE BULKHEAD

代号 PART NO.	螺纹 THREAD		尺寸 DIMENSIONS				
	E	F	A	B	L	S1	S2
6S-04	G1/4"X19	G1/4"X19	16	32	56	19	19
6S-06	G3/8"X19	G3/8"X19	18	36	62	22	22
6S-08	G1/2"X14	G1/2"X14	20	40	70	27	27
6S-12	G3/4"X14	G3/4"X14	22	41	74	32	32
6S-16	G1"X11	G1"X11	24	45	88	41	41

注：如需带锁母整套订货，则请在代号后加“LN”，如6S-16LN，锁母代号为8B。

Note: In case if you are interested to order the adapter in complete set with lock nut, it is necessary to insert suffix "LN" after our part no., for example 6S-16LN, The lock nut no. is 8B.



**9S**



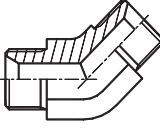
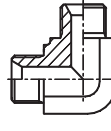
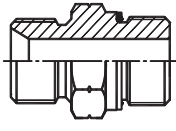
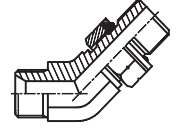

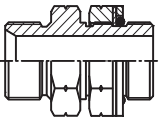
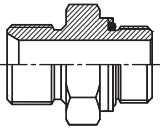

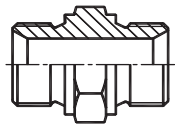
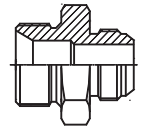
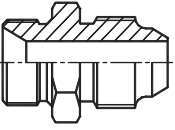
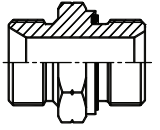
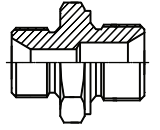
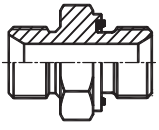
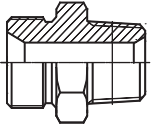
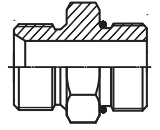
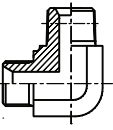
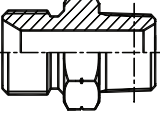
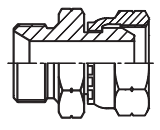
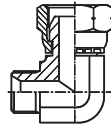
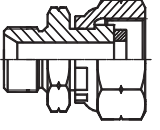
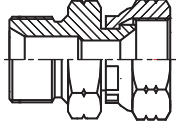
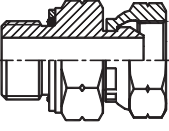
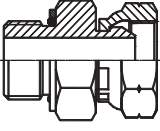
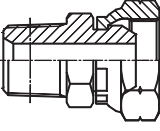

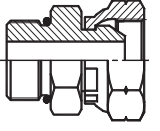
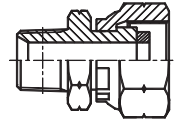
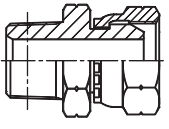
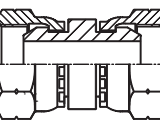

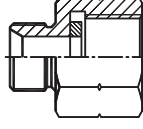
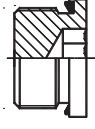
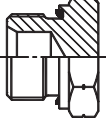
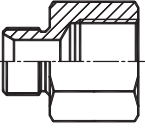
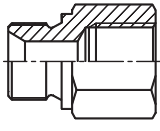
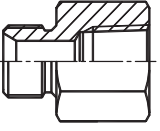
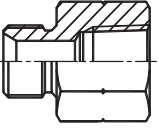
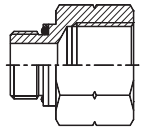
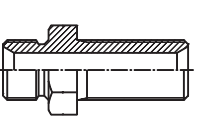
日本英管内螺纹60° 内锥堵头  
JIS GAS FEMALE 60° SEAT PLUG

代号 PART NO.	螺纹 THREAD		尺寸 DIMENSIONS			
	E		A	L	S1	S2
9S-04	G1/4"X19		8	14.5	17	19
9S-06	G3/8"X19		9	15.5	19	22
9S-08	G1/2"X14		12	19	22	27
9S-12	G3/4"X14		13.5	23.5	32	32
9S-16	G1"X11		16	25	36	41
9S-20	G1.1/4"X11		18.5	30	50	50
9S-24	G1.1/2"X11		19	29.5	55	55
9S-32	G2"X11		23	32	70	70



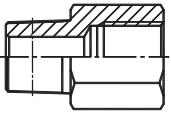
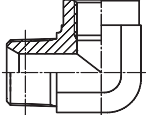
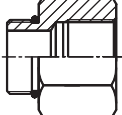
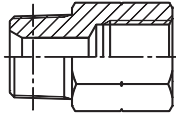
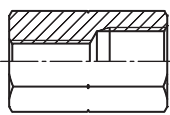
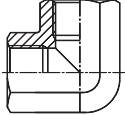
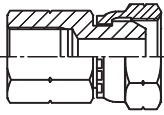
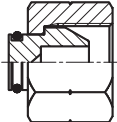
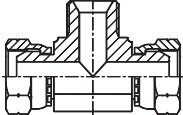
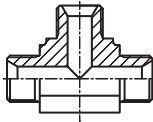
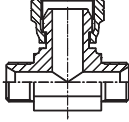
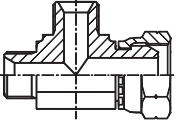
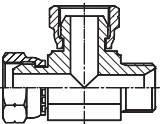
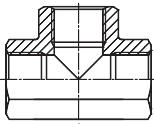
# 英管螺纹60° 锥面密封接头 BSP Thread 60° Cone Fittings

## 型号索引 Part NO. Index

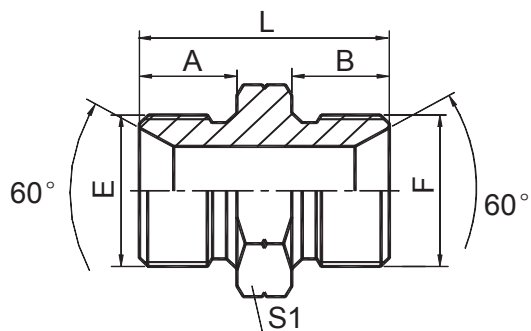
 1B PF1	 1B-2WD PF2	 1B4 PF3	 1B9 PF4	 1BG PF5	 1BG4-OG PF5
 1BG9-OG PF6	 1BG-OG PF6	 1BH PF7	 1BH9-OG PF8	 1B-HS PF9	 1BJ PF10
 1BK PF11	 1B-WD PF11	 1BM PF12	 1BM-WD PF13	 1BN PF14	 1BO PF15
 1BT9-SP PF16	 1BT-SP PF17	 2B PF18	 2B9 PF19	 2B-G PF19	 2BJ PF20
 2GB PF21	 2HB PF22	 2NB PF23	 2TB9-SP PF24	 2OB PF24	 2TB-G/SP PF25
 2TB-SP PF25	 3B PF26	 4B PF27	 5B-G PF27	 4BN-WD PF28	 4B-WD PF28
 5B PF29	 5B-HS PF30	 5BN PF31	 5BT PF31	 5GB PF32	 6B PF32

# 英管螺纹60° 锥面密封接头 BSP Thread 60° Cone Fittings

型号索引 Part NO. Index

 5NB PF33	 5TB9-SP PF34	 5OB PF34	 5TB-SP PF35	 7B PF36	 7B9-PK PF37
 7B-S PF37	 9B PF38	 EB PF38	 AB PF39	 BB PF40	 CB PF40
 FB PF41	 GB-PK PF41				

# 英管螺纹60° 锥面密封接头 BSP Thread 60° Cone Fittings

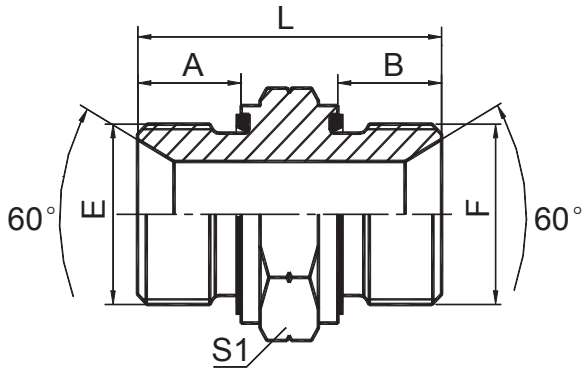


## 1B

英管外螺纹60° 内锥或六角端面用组合垫密封  
BSP MALE DOUBLE USE FOR 60° CONE  
SEAT OR BONDED SEAL

代号 PART NO.	螺纹 THREAD		尺寸 DIMENSIONS			
	E	F	A	B	L	S1
1B-02	G1/8"X28	G1/8"X28	10	10	26	14
1B-02-04	G1/8"X28	G1/4"X19	10	12	28	19
1B-02-06	G1/8"X28	G3/8"X19	10	13.5	31.5	22
1B-02-08	G1/8"X28	G1/2"X14	10	16	36	27
1B-04	G1/4"X19	G1/4"X19	12	12	30	19
1B-04-06	G1/4"X19	G3/8"X19	12	13.5	33.5	22
1B-04-08	G1/4"X19	G1/2"X14	12	16	38	27
1B-04-10	G1/4"X19	G5/8"X14	12	17.5	39.5	30
1B-06	G3/8"X19	G3/8"X19	13.5	13.5	35	22
1B-06-08	G3/8"X19	G1/2"X14	13.5	16	39.5	27
1B-06-10	G3/8"X19	G5/8"X14	13.5	17.5	41	30
1B-06-12	G3/8"X19	G3/4"X14	13.5	18.5	43	32
1B-08	G1/2"X14	G1/2"X14	16	16	42	27
1B-08-10	G1/2"X14	G5/8"X14	16	17.5	43.5	30
1B-08-12	G1/2"X14	G3/4"X14	16	18.5	45.5	32
1B-10	G5/8"X14	G5/8"X14	17.5	17.5	45	30
1B-10-12	G5/8"X14	G3/4"X14	17.5	18.5	47	32
1B-10-16	G5/8"X14	G1"X11	17.5	20.5	51	41
1B-12	G3/4"X14	G3/4"X14	18.5	18.5	48	32
1B-12-16	G3/4"X14	G1"X11	18.5	20.5	52.5	41
1B-12-20	G3/4"X14	G1.1/4"X11	18.5	20.5	55	50
1B-16	G1"X11	G1"X11	20.5	20.5	54	41
1B-16-20	G1"X11	G1.1/4"X11	20.5	20.5	58	50
1B-16-24	G1"X11	G1.1/2"X11	20.5	23	60.5	55
1B-20	G1.1/4"X11	G1.1/4"X11	20.5	20.5	58	50
1B-20-24	G1.1/4"X11	G1.1/2"X11	20.5	23	60.5	55
1B-24	G1.1/2"X11	G1.1/2"X11	23	23	63	55
1B-24-32	G1.1/2"X11	G2"X11	23	25.5	66.5	70
1B-32	G2"X11	G2"X11	25.5	25.5	68	70
1B-40	G2.1/2"X11	G2.1/2"X11	32	32	81	90
1B-48	G3"X11	G3"X11	36	36	92	100

# 英管螺纹60° 锥面密封接头 BSP Thread 60° Cone Fittings

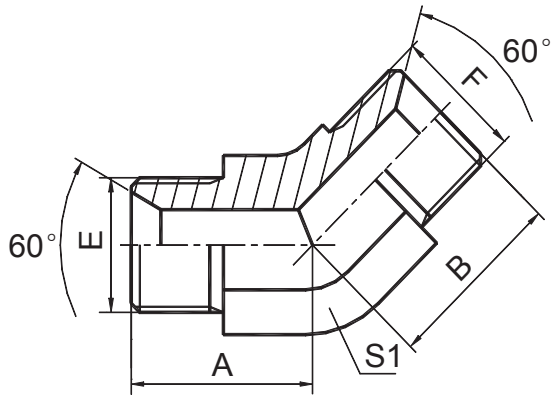


## 1B-2WD

英管外螺纹60° 内锥胶垫密封  
BSP MALE 60° SEAT CAPTIVE SEAL

代号 PART NO.	螺纹 THREAD		胶垫 CAPTIVE		尺寸 DIMENSIONS			
	E	F	E端	F端	A	B	L	S1
1B-02/2WD	G1/8"X28	G1/8"X28	WD-B02	WD-B02	8	8	25	14
1B-02-04/2WD	G1/8"X28	G1/4"X19	WD-B02	WD-B04	8	12	29.5	19
1B-04/2WD	G1/4"X19	G1/4"X19	WD-B04	WD-B04	12	12	34	19
1B-04-06/2WD	G1/4"X19	G3/8"X19	WD-B04	WD-B06	12	12	36.5	22
1B-06/2WD	G3/8"X19	G3/8"X19	WD-B06	WD-B06	12	12	37	22
1B-06-08/2WD	G3/8"X19	G1/2"X14	WD-B06	WD-B08	12	14	41.5	27
1B-08/2WD	G1/2"X14	G1/2"X14	WD-B08	WD-B08	14	14	44	27
1B-08-12/2WD	G1/2"X14	G3/4"X14	WD-B08	WD-B12	14	16	46	32
1B-12/2WD	G3/4"X14	G3/4"X14	WD-B12	WD-B12	16	16	47	32
1B-12-16/2WD	G3/4"X14	G1"X11	WD-B12	WD-B16	16	18	52	41
1B-16/2WD	G1"X11	G1"X11	WD-B16	WD-B16	18	18	55	41
1B-16-20/2WD	G1"X11	G1.1/4"X11	WD-B16	WD-B20	18	20	57	50
1B-20/2WD	G1.1/4"X11	G1.1/4"X11	WD-B20	WD-B20	20	20	61	50
1B-20-24/2WD	G1.1/4"X11	G1.1/2"X11	WD-B20	WD-B24	20	22	63	55
1B-24/2WD	G1.1/2"X11	G1.1/2"X11	WD-B24	WD-B24	22	22	65	55
1B-24-32/2WD	G1.1/2"X11	G2"X11	WD-B24	WD-B32	22	20	66	75
1B-32/2WD	G2"X11	G2"X11	WD-B32	WD-B32	20	20	65	75

# 英管螺纹60° 锥面密封接头 BSP Thread 60° Cone Fittings



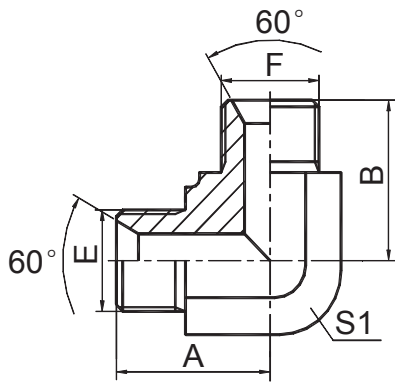
## 1B4

45° 英管外螺纹60° 内锥  
45° BSP MALE 60° SEAT

F

代号 PART NO.	螺纹 THREAD		尺寸 DIMENSIONS				
	E	F	A	B	S1		
1B4-02	G1/8"X28	G1/8"X28	17	17	11		
1B4-04	G1/4"X19	G1/4"X19	20.3	20.3	14		
1B4-04-06	G1/4"X19	G3/8"X19	20.5	22	16		
1B4-06	G3/8"X19	G3/8"X19	22	22	16		
1B4-06-08	G3/8"X19	G1/2"X14	24	27	22		
1B4-08	G1/2"X14	G1/2"X14	27	27	22		
1B4-08-12	G1/2"X14	G3/4"X14	28.5	31	27		
1B4-10	G5/8"X14	G5/8"X14	28.5	28.5	22		
1B4-10-12	G5/8"X14	G3/4"X14	30	31	27		
1B4-12	G3/4"X14	G3/4"X14	31	31	27		
1B4-12-16	G3/4"X14	G1"X11	32.5	35	33		
1B4-16	G1"X11	G1"X11	35	35	33		
1B4-16-20	G1"X11	G1.1/4"X11	38.5	38.5	41		
1B4-20	G1.1/4"X11	G1.1/4"X11	38.5	38.5	41		
1B4-20-24	G1.1/4"X11	G1.1/2"X11	41.5	44	48		
1B4-24	G1.1/2"X11	G1.1/2"X11	44	44	48		
1B4-32	G2"X11	G2"X11	51	51	63		

# 英管螺纹60° 锥面密封接头 BSP Thread 60° Cone Fittings

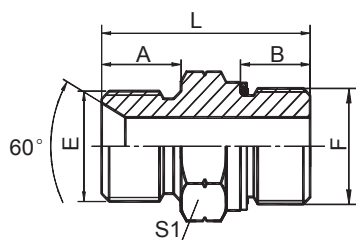


## 1B9

90° 弯英管外螺纹60° 内锥  
90° ELBOW BSP MALE 60° SEAT

代号 PART NO.	螺纹 THREAD		尺寸 DIMENSIONS						
	E	F			A	B	S1		
1B9-02	G1/8"X28	G1/8"X28			19.8	19.8	11		
1B9-02-04	G1/8"X28	G1/4"X19			23	25	14		
1B9-04	G1/4"X19	G1/4"X19			24.5	24.5	14		
1B9-04-06	G1/4"X19	G3/8"X19			26.5	27.5	16		
1B9-06	G3/8"X19	G3/8"X19			27.5	27.5	16		
1B9-06-08	G3/8"X19	G1/2"X14			31	34.5	22		
1B9-08	G1/2"X14	G1/2"X14			34.5	34.5	22		
1B9-08-12	G1/2"X14	G3/4"X14			37.5	40	27		
1B9-10	G5/8"X14	G5/8"X14			35	35	22		
1B9-10-12	G5/8"X14	G3/4"X14			38	39.5	27		
1B9-12	G3/4"X14	G3/4"X14			40	40	27		
1B9-12-16	G3/4"X14	G1"X11			43.5	46	33		
1B9-16	G1"X11	G1"X11			46	46	33		
1B9-16-20	G1"X11	G1.1/4"X11			50.5	50.5	41		
1B9-20	G1.1/4"X11	G1.1/4"X11			50.5	50.5	41		
1B9-20-24	G1.1/4"X11	G1.1/2"X11			54.5	57.5	48		
1B9-24	G1.1/2"X11	G1.1/2"X11			57.5	57.5	48		
1B9-32	G2"X11	G2"X11			68	68	63		

# 英管螺纹60° 锥面密封接头 BSP Thread 60° Cone Fittings



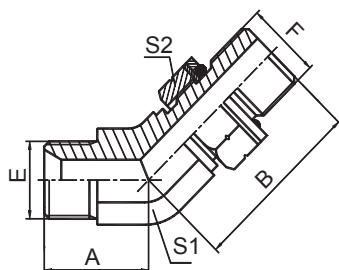
## 1BG

英管外螺纹60° 内锥或六角端面用  
组合垫密封 / 英管外螺纹O形圈  
BSP MALE DOUBLE USE FOR 60° CONE  
SEAT OR BONDED SEAL / BSP MALE O-RING

代号 PART NO.	螺纹 THREAD		O形圈 O-RING		尺寸 DIMENSIONS				
	E	F		F端	A	B	L	S1	
1BG-02	G1/8"X28	G1/8"X28		O011	10	8	25	14	
1BG-04	G1/4"X19	G1/4"X19		O111	12	11	30.5	19	
1BG-04-06	G1/4"X19	G3/8"X19		O113	12	11.5	32	24	
1BG-06	G3/8"X19	G3/8"X19		O113	13.5	11.5	34.5	24	
1BG-06-04	G3/8"X19	G1/4"X19		O111	13.5	11	32	22	
1BG-06-08	G3/8"X19	G1/2"X14		O115	13.5	14	39.5	27	
1BG-08	G1/2"X14	G1/2"X14		O115	16	14	39.5	27	
1BG-08-06	G1/2"X14	G3/8"X19		O113	16	11.5	39	27	
1BG-08-12	G1/2"X14	G3/4"X14		O119	16	15.5	44	36	
1BG-10-08	G5/8"X14	G1/2"X14		O115	17.5	14	43	30	
1BG-12	G3/4"X14	G3/4"X14		O119	18.5	15.5	45.5	36	
1BG-12-08	G3/4"X14	G1/2"X14		O115	18.5	14	44	32	
1BG-16-08	G1"X11	G1/2"X14		O115	20.5	14	49	41	
1BG-16	G1"X11	G1"X11		O217	20.5	18	53	41	
1BG-16-12	G1"X11	G3/4"X14		O119	20.5	15.5	50.5	41	
1BG-20	G1.1/4"X11	G1.1/4"X11		O222	20.5	20	58.5	50	
1BG-24	G1.1/2"X11	G1.1/2"X11		O224	23	21.5	61.5	60	

注： F端与DIN 3852油口相配。 F end is connected with DIN 3852 port.

F



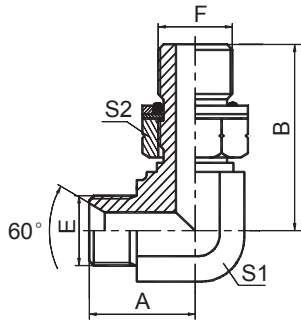
## 1BG4-OG

45° 弯英管外螺纹  
60° 内锥 / 英管外螺纹O形圈  
45° ELBOW BSP MALE  
60° SEAT / BSP MALE O-RING

代号 PART NO.	螺纹 THREAD		O形圈 O-RING		尺寸 DIMENSIONS				
	E	F		F端	A	B	S1	S2	
1BG4-04OG	G1/4"X19	G1/4"X19		O111	22	28	14	19	
1BG4-04-06OG	G1/4"X19	G3/8"X19		O113	21	30	16	22	
1BG4-04-08OG	G1/4"X19	G1/2"X14		O115	22.5	36	22	27	
1BG4-06OG	G3/8"X19	G3/8"X19		O113	21	30	16	22	
1BG4-06-08OG	G3/8"X19	G1/2"X14		O115	23.5	36	22	27	
1BG4-08OG	G1/2"X14	G1/2"X14		O115	27	36	22	27	
1BG4-12OG	G3/4"X14	G3/4"X14		O119	32	42	27	32	
1BG4-12-16OG	G3/4"X14	G1"X11		O217	32.5	44	33	41	
1BG4-16OG	G1"X11	G1"X11		O217	34	44	33	41	
1BG4-20OG	G1.1/4"X11	G1.1/4"X11		O222	38.5	47.5	41	50	
1BG4-24OG	G1.1/2"X11	G1.1/2"X11		O224	44	51.5	48	55	

注： F端与DIN 3852油口相配。

# 英管螺纹60° 锥面密封接头 BSP Thread 60° Cone Fittings

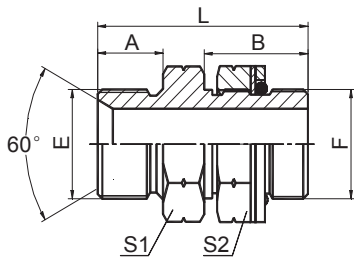


## 1BG9-OG

90° 弯英管外螺纹60° 内锥 / 英管外螺纹O形圈  
 90° ELBOW BSP MALE 60° SEAT / BSP MALE O-RING

代号 PART NO.	螺纹 THREAD		O形圈 O-RING		尺寸 DIMENSIONS				
	E	F		F端	A	B	S1	S2	
1BG9-04OG	G1/4"X19	G1/4"X19		O111	25	31.5	14	19	
1BG9-04-06OG	G1/4"X19	G3/8"X19		O113	26.5	36.8	16	22	
1BG9-06OG	G3/8"X19	G3/8"X19		O113	28	36.8	16	22	
1BG9-06-08OG	G3/8"X19	G1/2"X14		O115	31	43.2	22	27	
1BG9-08OG	G1/2"X14	G1/2"X14		O115	34.5	43.2	22	27	
1BG9-08-12OG	G1/2"X14	G3/4"X14		O119	40	49.3	27	32	
1BG9-12OG	G3/4"X14	G3/4"X14		O119	40	49.3	27	32	
1BG9-12-16OG	G3/4"X14	G1"X11		O217	45	53	33	41	
1BG9-16OG	G1"X11	G1"X11		O217	46	53	33	41	
1BG9-20-16OG	G1.1/4"X11	G1"X11		O217	50.5	58	41	41	
1BG9-20OG	G1.1/4"X11	G1.1/4"X11		O222	51	59	41	50	
1BG9-24OG	G1.1/2"X11	G1.1/2"X11		O224	58.5	63	48	55	

注：F端与DIN 3852油口相配。 Note: F end is connected with DIN 3852 port.



## 1BG-OG

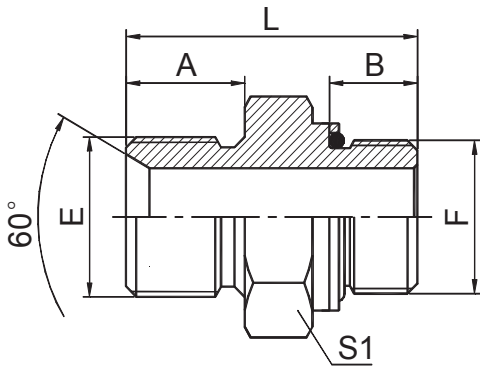
英管外螺纹60° 内锥或六角端面用组合垫密封 /  
 英管外螺纹O形圈  
 BSP MALE DOUBLE USE FOR 60° CONE SEAT  
 OR BONDED SEAL / BSP MALE O-RING

代号 PART NO.	螺纹 THREAD		O形圈 O-RING		尺寸 DIMENSIONS				
	E	F		F端	A	B	L	S1	S2
1BG-04OG	G1/4"X19	G1/4"X19		O111	12	21	39	19	19
1BG-04-06OG	G1/4"X19	G3/8"X19		O113	12	24	42	19	22
1BG-06-04OG	G3/8"X19	G1/4"X19		O111	13.5	21	42.5	22	19
1BG-06OG	G3/8"X19	G3/8"X19		O113	13.5	24	45.5	22	22
1BG-06-08OG	G3/8"X19	G1/2"X14		O115	13.5	28	49.5	22	27
1BG-08-06OG	G1/2"X14	G3/8"X19		O113	16	24	50	27	22
1BG-08OG	G1/2"X14	G1/2"X14		O115	16	28	54	27	27
1BG-12OG	G3/4"X14	G3/4"X14		O119	18.5	32.5	62	32	32
1BG-16-08OG	G1"X11	G1/2"X14		O115	20.5	28	61.5	41	27
1BG-16-12OG	G1"X11	G3/4"X14		O119	20.5	32.5	66	41	32
1BG-16OG	G1"X11	G1"X11		O217	20.5	32.5	66	41	41
1BG-20-08OG	G1.1/4"X11	G1/2"X14		O115	20.5	28	63.5	50	27
1BG-20OG	G1.1/4"X11	G1.1/4"X11		O222	20.5	33	68.5	50	50
1BG-24OG	G1.1/2"X11	G1.1/2"X11		O224	23	34	72	55	55

注：F端与DIN 3852油口相配。 Note: F end is connected with DIN 3852 port.



# 英管螺纹60° 锥面密封接头 BSP Thread 60° Cone Fittings



## 1BH

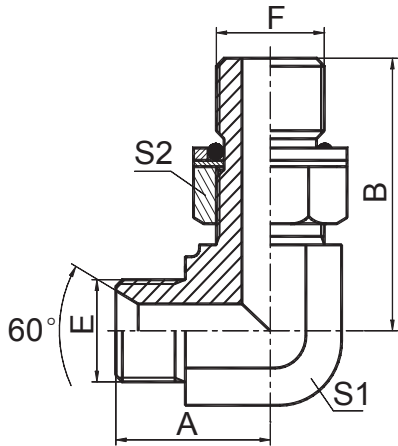
英管外螺纹60° 内锥或六角端面用组合垫密封 /  
公制外螺纹轻系列ISO 6149-3  
BSP MALE DOUBLE USE FOR 60° CONE SEAT OR BONDED  
SEAL / METRIC MALE L-SERIES ISO 6149-3

F

代号 PART NO.	螺纹 THREAD		O形圈 O-RING		尺寸 DIMENSIONS				
	E	F		F端	A	B	S1	L	
1BH-02-10	G1/8"X28	M10X1		O08.1X1.6	10	8.5	14	25	
1BH-02-12	G1/8"X28	M12X1.5		O09.3X2.4	10	11	17	29.5	
1BH-04-12	G1/4"X19	M12X1.5		O09.3X2.4	12	11	19	30	
1BH-04-14	G1/4"X19	M14X1.5		O11.3X2.4	12	11	19	31.5	
1BH-04-16	G1/4"X19	M16X1.5		O13.3X2.4	12	11.5	22	31.5	
1BH-06-14	G3/8"X19	M14X1.5		O11.3X2.4	13.5	11	22	35	
1BH-06-16	G3/8"X19	M16X1.5		O13.3X2.4	13.5	11.5	22	33	
1BH-06-18	G3/8"X19	M18X1.5		O15.3X2.4	13.5	12.5	24	36.5	
1BH-08-18	G1/2"X14	M18X1.5		O15.3X2.4	16	12.5	27	41	
1BH-08-22	G1/2"X14	M22X1.5		O19.3X2.4	16	13	27	41.5	
1BH-10-22	G5/8"X14	M22X1.5		O19.3X2.4	17.5	13	30	43	
1BH-12-16	G3/4"X14	M16X1.5		O13.3X2.4	18.5	11.5	32	43.5	
1BH-12-22	G3/4"X14	M22X1.5		O19.3X2.4	18.5	13	32	45	
1BH-12-27	G3/4"X14	M27X2		O23.5X3.0	18.5	16	32	45.5	
1BH-16-27	G1"X11	M27X2		O23.5X3.0	20.5	16	41	49	
1BH-16-33	G1"X11	M33X2		O29.5X3.0	20.5	16	41	52	
1BH-20-42	G1.1/4"X11	M42X2		O38.5X3.0	20.5	16	50	51.5	
1BH-24-48	G1.1/2"X11	M48X2		O44.5X3.0	23	17.5	55	55.5	

注：可与ISO 9974-1油口相配，去掉挡圈与ISO 6149-1油口相配。Note: fit for ISO 9974-1 port or ISO 6149-1 port when useless of retaining ring.

# 英管螺纹60° 锥面密封接头 BSP Thread 60° Cone Fittings



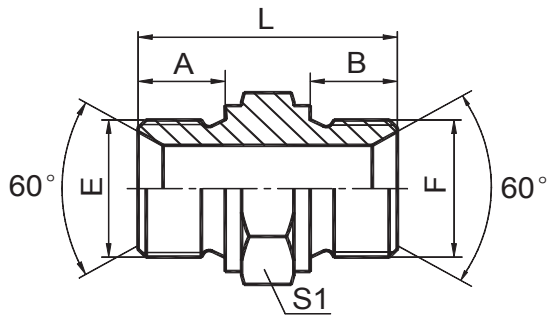
## 1BH9-OG

90° 弯英管外螺纹60° 内锥 / 公制  
 外螺纹轻系列ISO 6149-3  
 90° ELBOW BSP MALE 60° SEAT /  
 METRIC MALE L-SERIES ISO 6149-3

代号 PART NO.	螺纹 THREAD		O形圈 O-RING		尺寸 DIMENSIONS				
	E	F		F端	A	B	S1	S2	
1BH9-02-10OG	G1/8"X28	M10X1		O08.1X1.6	20	26.5	11	14	
1BH9-02-12OG	G1/8"X28	M12X1.5		O09.3X2.4	20	30.5	11	17	
1BH9-04-12OG	G1/4"X19	M12X1.5		O09.3X2.4	24.5	32	14	17	
1BH9-04-14OG	G1/4"X19	M14X1.5		O11.3X2.4	24.5	32.5	14	19	
1BH9-04-16OG	G1/4"X19	M16X1.5		O13.3X2.4	26.5	34.8	16	22	
1BH9-06-14OG	G3/8"X19	M14X1.5		O11.3X2.4	27.5	34	16	19	
1BH9-06-16OG	G3/8"X19	M16X1.5		O13.3X2.4	27.5	34.8	16	22	
1BH9-06-18OG	G3/8"X19	M18X1.5		O15.3X2.4	28.5	37	19	24	
1BH9-08-18OG	G1/2"X14	M18X1.5		O15.3X2.4	34.5	39.5	22	24	
1BH9-08-22OG	G1/2"X14	M22X1.5		O19.3X2.4	34.5	40.2	22	27	
1BH9-10-22OG	G5/8"X14	M22X1.5		O19.3X2.4	35	40.2	22	27	
1BH9-12-22OG	G3/4"X14	M22X1.5		O19.3X2.4	40	43.5	27	27	
1BH9-12-27OG	G3/4"X14	M27X2		O23.5X3.0	40	48.5	27	32	
1BH9-16-27OG	G1"X11	M27X2		O23.5X3.0	46	52	33	32	
1BH9-16-33OG	G1"X11	M33X2		O29.5X3.0	46	52.5	33	41	
1BH9-20-42OG	G1.1/4"X11	M42X2		O38.5X3.0	50.5	57.2	41	50	
1BH9-24-48OG	G1.1/2"X11	M48X2		O44.5X3.0	57.5	62.5	48	55	

注：可与ISO 9974-1油口相配，去掉挡圈与ISO 6149-1油口相配。 Note: fit for ISO 9974-1 port or ISO 6149-1 port when useless of retaining ring.

# 英管螺纹60° 锥面密封接头 BSP Thread 60° Cone Fittings



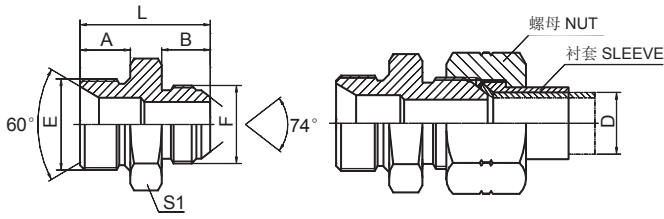
## 1B-HS

英管外螺纹  
60° 内锥或六角端面用组合垫密封  
BSP MALE DOUBLE USE FOR 60° CONE  
SEAT OR BONDED SEAL

F

代号 PART NO.	螺 纹 THREAD		尺 寸 DIMENSIONS			
	E	F	A	B	L	S1
1B-02HS	G1/8"X28	G1/8"X28	10.2	10.2	27.9	14
1B-02-04HS	G1/8"X28	G1/4"X19	10.2	11	30.2	19
1B-02-06HS	G1/8"X28	G3/8"X19	10.2	12.7	32.7	22
1B-02-08HS	G1/8"X28	G1/2"X14	10.2	15.2	38.1	27
1B-04HS	G1/4"X19	G1/4"X19	11	11	31.1	19
1B-04-06HS	G1/4"X19	G3/8"X19	11	12.7	33.5	22
1B-04-08HS	G1/4"X19	G1/2"X14	11	15.2	39.4	27
1B-04-12HS	G1/4"X19	G3/4"X14	11	16	42.7	32
1B-06HS	G3/8"X19	G3/8"X19	12.7	12.7	35.3	22
1B-06-08HS	G3/8"X19	G1/2"X14	12.7	15.2	41.1	27
1B-06-10HS	G3/8"X19	G5/8"X14	12.7	16	41.9	30
1B-06-12HS	G3/8"X19	G3/4"X14	12.7	16	44.5	32
1B-06-16HS	G3/8"X19	G1"X11	12.7	19.1	47.5	41
1B-08HS	G1/2"X14	G1/2"X14	15.2	15.2	43.2	27
1B-08-10HS	G1/2"X14	G5/8"X14	15.2	16	44.5	30
1B-08-12HS	G1/2"X14	G3/4"X14	15.2	16	47	32
1B-08-16HS	G1/2"X14	G1"X11	15.2	19.1	50.3	41
1B-10HS	G5/8"X14	G5/8"X14	16	16	45.2	30
1B-10-12HS	G5/8"X14	G3/4"X14	16	16	47.6	32
1B-12HS	G3/4"X14	G3/4"X14	16	16	47.6	32
1B-12-16HS	G3/4"X14	G1"X11	16	19.1	50.8	41
1B-12-20HS	G3/4"X14	G1.1/4"X11	16	20.3	55	50
1B-16HS	G1"X11	G1"X11	19.1	19.1	53.8	41
1B-16-20HS	G1"X11	G1.1/4"X11	19.1	20.3	58.7	50
1B-16-24HS	G1"X11	G1.1/2"X11	19.1	22.9	61.2	55
1B-16-32HS	G1"X11	G2"X11	19.1	26	67	70
1B-20HS	G1.1/4"X11	G1.1/4"X11	20.3	20.3	59	50
1B-20-24HS	G1.1/4"X11	G1.1/2"X11	20.3	22.9	62.5	55
1B-20-32HS	G1.1/4"X11	G2"X11	20.3	26	68.4	70
1B-24HS	G1.1/2"X11	G1.1/2"X11	22.9	22.9	60	55
1B-24-32HS	G1.1/2"X11	G2"X11	22.9	26	70.9	70
1B-32HS	G2"X11	G2"X11	26	26	70.1	70

# 英管螺纹60° 锥面密封接头 BSP Thread 60° Cone Fittings



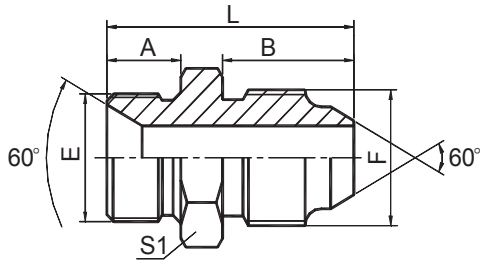
英管外螺纹60° 内锥或六角端面用  
组合垫密封 / 美制JIC外螺纹74° 外锥  
BSP MALE DOUBLE USE FOR 60° CONE SEAT  
OR BONDED SEAL / JIC MALE 74° CONE

## 1BJ

代号 PART NO.	螺 纹 THREAD		尺 寸 DIMENSIONS				
	E	F	A	B	L	S 1	
1BJ-02-04	G1/8"X28	7/16"X20	10	14	30	14	
1BJ-02-05	G1/8"X28	1/2"X20	10	14	30	14	
1BJ-02-06	G1/8"X28	9/16"X18	10	14.1	30	17	
1BJ-04	G1/4"X19	7/16"X20	12	14	32	19	
1BJ-04-05	G1/4"X19	1/2"X20	12	14	32	19	
1BJ-04-06	G1/4"X19	9/16"X18	12	14.1	32	19	
1BJ-04-08	G1/4"X19	3/4"X16	12	16.7	36.5	22	
1BJ-04-10	G1/4"X19	7/8"X14	12	19.3	39	24	
1BJ-06	G3/8"X19	9/16"X18	13.5	14.1	35.5	22	
1BJ-06-04	G3/8"X19	7/16"X20	13.5	14	35.5	22	
1BJ-06-05	G3/8"X19	1/2"X20	13.5	14	35.5	22	
1BJ-06-08	G3/8"X19	3/4"X16	13.5	16.7	38.5	22	
1BJ-06-10	G3/8"X19	7/8"X14	13.5	19.3	41	24	
1BJ-06-12	G3/8"X19	1.1/16"X12	13.5	21.9	45	30	
1BJ-08	G1/2"X14	3/4"X16	16	16.7	43	27	
1BJ-08-04	G1/2"X14	7/16"X20	16	14	40	27	
1BJ-08-05	G1/2"X14	1/2"X20	16	14	40	27	
1BJ-08-06	G1/2"X14	9/16"X18	16	14.1	40	27	
1BJ-08-10	G1/2"X14	7/8"X14	16	19.3	45.5	27	
1BJ-08-12	G1/2"X14	1.1/16"X12	16	21.9	48	30	
1BJ-08-14	G1/2"X14	1.3/16"X12	16	22.6	49.5	32	
1BJ-08-16	G1/2"X14	1.5/16"X12	16	23.1	50	36	
1BJ-10	G5/8"X14	7/8"X14	17.5	19.3	47	30	
1BJ-10-08	G5/8"X14	3/4"X16	17.5	16.7	44	30	
1BJ-10-12	G5/8"X14	1.1/16"X12	17.5	21.9	49.5	30	
1BJ-10-16	G5/8"X14	1.5/16"X12	17.5	23.1	51.5	36	
1BJ-12	G3/4"X14	1.1/16"X12	18.5	21.9	51.5	32	
1BJ-12-06	G3/4"X14	9/16"X18	18.5	14.1	43.5	32	
1BJ-12-08	G3/4"X14	3/4"X16	18.5	16.7	46.5	32	
1BJ-12-10	G3/4"X14	7/8"X14	18.5	19.3	49	32	
1BJ-12-14	G3/4"X14	1.3/16"X12	18.5	22.6	52	32	
1BJ-12-16	G3/4"X14	1.5/16"X12	18.5	23.1	52.5	34	
1BJ-12-20	G3/4"X14	1.5/8"X12	18.5	24.3	55.5	46	
1BJ-16	G1"X11	1.5/16"X12	20.5	23.1	56	41	
1BJ-16-08	G1"X11	3/4"X16	20.5	16.7	50	41	
1BJ-16-10	G1"X11	7/8"X14	20.5	19.3	53	41	
1BJ-16-12	G1"X11	1.1/16"X12	20.5	21.9	55.5	41	
1BJ-16-14	G1"X11	1.3/16"X12	20.5	22.6	56	41	
1BJ-16-20	G1"X11	1.5/8"X12	20.5	24.3	58	46	
1BJ-20	G1.1/4"X11	1.5/8"X12	20.5	24.3	62	50	
1BJ-20-12	G1.1/4"X11	1.1/16"X12	20.5	21.9	57.5	50	
1BJ-20-16	G1.1/4"X11	1.5/16"X12	20.5	23.1	60.5	50	
1BJ-20-24	G1.1/4"X11	1.7/8"X12	20.5	27.5	63	50	
1BJ-24-16	G1.1/2"X11	1.5/16"X12	23	23.1	61	55	
1BJ-24-20	G1.1/2"X11	1.5/8"X12	23	24.3	62.5	55	
1BJ-24	G1.1/2"X11	1.7/8"X12	23	27.5	67.5	55	
1BJ-24-32	G1.1/2"X11	2.1/2"X12	23	33.9	74	65	
1BJ-32	G2"X11	2.1/2"X12	25.5	33.9	77.5	70	
1BJ-32-24	G2"X11	1.7/8"X12	25.5	27.5	70	70	

注：螺母及衬套需另行订货。管子直径D为公制时，配用螺母及衬套分别选用NB200、NB500。管子直径为英制时，配用螺母及衬套分别选用NB200、NB300。  
Nut and sleeve should be ordered separately. The nut NB200 and sleeve NB500 is suitable for metric tube, the nut NB200 and sleeve NB300 is suitable for inch tube.

# 英管螺纹60° 锥面密封接头 BSP Thread 60° Cone Fittings



## 1BK

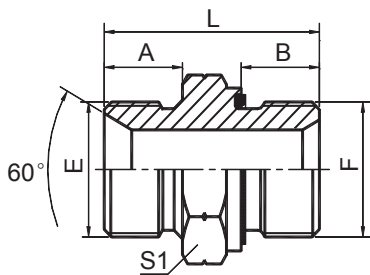
英管外螺纹

60° 内锥/日本公制外螺纹60° 外锥

BSP MALE 60° SEAT/JIS METRIC MALE 60° CONE

代号 PART NO.	螺纹 THREAD		尺寸 DIMENSIONS				
	E	F	A	B	L	S1	
1BK-04-14	G1/4"X19	M14X1.5	12	17	35	19	
1BK-04-18	G1/4"X19	M18X1.5	12	18	38	22	
1BK-06-18	G3/8"X19	M18X1.5	13.5	18	39.5	22	
1BK-06-22	G3/8"X19	M22X1.5	13.5	20	41.5	24	
1BK-08-18	G1/2"X14	M18X1.5	16	18	44	27	
1BK-08-20	G1/2"X14	M20X1.5	16	20	46	27	
1BK-08-22	G1/2"X14	M22X1.5	16	20	46	27	
1BK-08-24	G1/2"X14	M24X1.5	16	21.5	45.5	27	
1BK-10-24	G5/8"X14	M24X1.5	17.5	21.5	49	30	
1BK-12-30	G3/4"X14	M30X1.5	18.5	26	55.5	32	
1BK-16-33	G1"X11	M33X1.5	20.5	30	63.5	41	
1BK-20-36	G1.1/4"X11	M36X1.5	20.5	33	68.5	50	

F



## 1B-WD

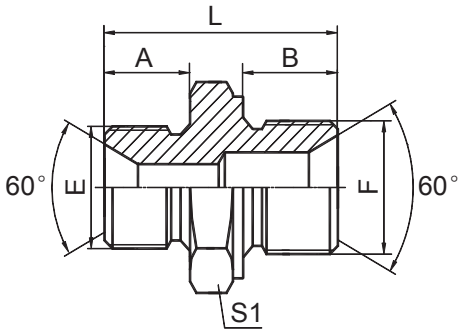
英管外螺纹60° 内锥或六角端面

用组合垫密封 / 英管外螺纹胶垫密封

BSP MALE DOUBLE USE FOR 60° CONE SEAT OR BONDED SEAL / BSP MALE CAPTIVE SEAL

代号 PART NO.	螺纹 THREAD		胶垫 CAPTIVE	尺寸 DIMENSIONS			
	E	F	F端	A	B	L	S1
1B-04WD	G1/4"X19	G1/4"X19	WD-B04	12	12	32	19
1B-04-06WD	G1/4"X19	G3/8"X19	WD-B06	12	12	34.5	22
1B-04-08WD	G1/4"X19	G1/2"X14	WD-B08	12	14	39	27
1B-06WD	G3/8"X19	G3/8"X19	WD-B06	13.5	12	34	22
1B-06-08WD	G3/8"X19	G1/2"X14	WD-B08	13.5	14	40.5	27
1B-08WD	G1/2"X14	G1/2"X14	WD-B08	16	14	43	27
1B-08-12WD	G1/2"X14	G3/4"X14	WD-B12	16	16	46	32
1B-12WD	G3/4"X14	G3/4"X14	WD-B12	18.5	16	46.5	32
1B-12-16WD	G3/4"X14	G1"X11	WD-B16	18.5	18	52.5	41
1B-16WD	G1"X11	G1"X11	WD-B16	20.5	18	54.5	41
1B-16-20WD	G1"X11	G1.1/4"X11	WD-B20	20.5	20	58.5	50
1B-20WD	G1.1/4"X11	G1.1/4"X11	WD-B20	20.5	20	58.5	50

# 英管螺纹60° 锥面密封接头 BSP Thread 60° Cone Fittings



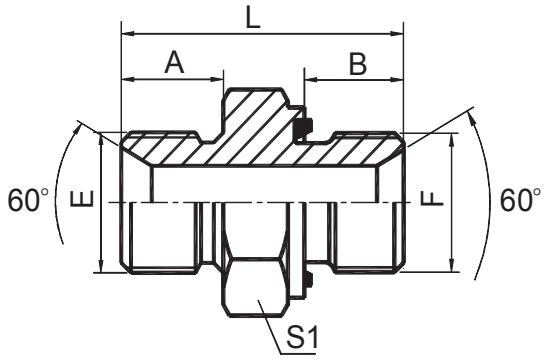
## 1BM

英管外螺纹60° 内锥或六角端面用组合垫密封 /  
公制外螺纹60° 内锥或六角端面用组合垫密封

BSP MALE DOUBLE USE FOR 60°  
CONE SEAT OR BONDED SEAL /  
METRIC MALE DOUBLE USE FOR 60°  
CONE SEAT OR BONDED SEAL

代号 PART NO.	螺 纹 THREAD		尺 寸 DIMENSIONS					
	E	F	A	B	L	S1		
1BM-02-10	G1/8"X28	M10X1	10	8	25	14		
1BM-02-12	G1/8"X28	M12X1.5	10	10	27	17		
1BM-04-12	G1/4"X19	M12X1.5	12	10	29	19		
1BM-04-14	G1/4"X19	M14X1.5	12	11	30	19		
1BM-04-16	G1/4"X19	M16X1.5	12	12	33	22		
1BM-04-18	G1/4"X19	M18X1.5	12	12	33	24		
1BM-06-10	G3/8"X19	M10X1	13.5	8	29.5	22		
1BM-06-12	G3/8"X19	M12X1.5	13.5	10	31.5	22		
1BM-06-14	G3/8"X19	M14X1.5	13.5	11	32.5	22		
1BM-06-16	G3/8"X19	M16X1.5	13.5	12	33.5	22		
1BM-06-18	G3/8"X19	M18X1.5	13.5	12	34.5	24		
1BM-06-20	G3/8"X19	M20X1.5	13.5	14	38.5	27		
1BM-06-22	G3/8"X19	M22X1.5	13.5	14	38.5	27		
1BM-08-14	G1/2"X14	M14X1.5	16	11	38	27		
1BM-08-16	G1/2"X14	M16X1.5	16	12	39	27		
1BM-08-18	G1/2"X14	M18X1.5	16	12	39	27		
1BM-08-20	G1/2"X14	M20X1.5	16	14	41	27		
1BM-08-22	G1/2"X14	M22X1.5	16	14	41	27		
1BM-08-24	G1/2"X14	M24X1.5	16	14	41	30		
1BM-08-26	G1/2"X14	M26X1.5	16	16	44	32		
1BM-08-27D	G1/2"X14	M27X1.5	16	16	44	32		
1BM-08-30	G1/2"X14	M30X1.5	16	18	45	36		
1BM-10-22	G5/8"X14	M22X1.5	17.5	14	42.5	30		
1BM-10-26	G5/8"X14	M26X1.5	17.5	16	45.5	32		
1BM-12-18	G3/4"X14	M18X1.5	18.5	12	42.5	32		
1BM-12-20	G3/4"X14	M20X1.5	18.5	14	44.5	32		
1BM-12-22	G3/4"X14	M22X1.5	18.5	14	44.5	32		
1BM-12-24	G3/4"X14	M24X1.5	18.5	14	44.5	32		
1BM-12-26	G3/4"X14	M26X1.5	18.5	16	46.5	32		
1BM-12-27	G3/4"X14	M27X2	18.5	16	46.5	32		
1BM-12-27D	G3/4"X14	M27X1.5	18.5	16	46.5	32		
1BM-12-30	G3/4"X14	M30X2	18.5	18	47.5	36		
1BM-12-30D	G3/4"X14	M30X1.5	18.5	18	47.5	36		
1BM-16-14	G1"X11	M14X1.5	20.5	11	45.5	41		
1BM-16-22	G1"X11	M22X1.5	20.5	14	48.5	41		
1BM-16-26	G1"X11	M26X1.5	20.5	16	50.5	41		
1BM-16-30	G1"X11	M30X2	20.5	18	53	41		
1BM-16-30D	G1"X11	M30X1.5	20.5	18	53	41		

# 英管螺纹60° 锥面密封接头 BSP Thread 60° Cone Fittings



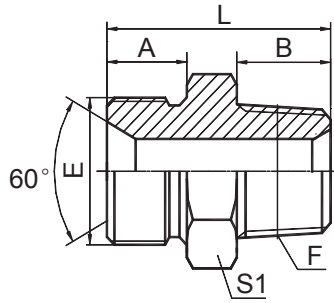
## 1BM-WD

英管外螺纹 / 公制外螺纹胶垫密封  
BSPP MALE / METRIC MALE CAPTIVE SEAL

F

代号 PART NO.	螺纹 THREAD		胶垫 CAPTIVE	F端	尺寸 DIMENSIONS				
	E	F			A	B	L	S1	
1BM-04-12WD	G1/4"X19	M12X1.5		WD-M12	12	12	32	19	
1BM-06-14WD	G3/8"X19	M14X1.5		WD-B04	13.5	12	35.5	22	
1BM-06-18WD	G3/8"X19	M18X1.5		WD-M18	13.5	12	36	24	
1BM-06-20WD	G3/8"X19	M20X1.5		WD-M20	13.5	14	40	27	
1BM-08-16WD	G1/2"X14	M16X1.5		WD-M16	16	12	40	27	
1BM-08-18WD	G1/2"X14	M18X1.5		WD-M18	16	12	40.5	27	
1BM-08-20WD	G1/2"X14	M20X1.5		WD-M20	16	14	42.5	27	
1BM-08-22WD	G1/2"X14	M22X1.5		WD-M22	16	14	43	27	
1BM-10-20WD	G5/8"X14	M20X1.5		WD-M20	17.5	14	44.5	30	
1BM-10-22WD	G5/8"X14	M22X1.5		WD-M22	17.5	14	44.5	30	
1BM-12-22WD	G3/4"X14	M22X1.5		WD-M22	18.5	14	46.5	32	

# 英管螺纹60° 锥面密封接头 BSP Thread 60° Cone Fittings



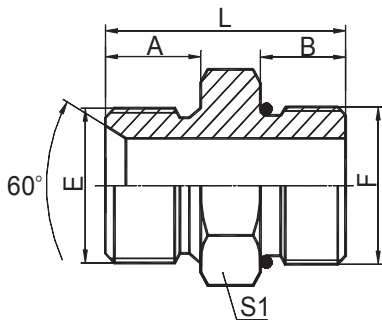
## 1BN

英管外螺纹60° 内锥或六角端面用  
 组合垫密封 / 美制布锥管外螺纹  
 BSP MALE DOUBLE USE FOR 60°  
 CONE SEAT OR BONDED SEAL / NPT MALE

代号 PART NO.	螺 纹 THREAD		尺 寸 DIMENSIONS					
	E	F		A	B	L	S1	
1BN-02	G1/8"X28	Z1/8"X27		10	10.5	26	14	
1BN-02-04	G1/8"X28	Z1/4"X18		10	15	31	17	
1BN-04	G1/4"X19	Z1/4"X18		12	15	33	19	
1BN-04-02	G1/4"X19	Z1/8"X27		12	10.5	28	19	
1BN-04-06	G1/4"X19	Z3/8"X18		12	16	34	19	
1BN-04-08	G1/4"X19	Z1/2"X14		12	19.5	39.5	22	
1BN-06	G3/8"X19	Z3/8"X18		13.5	16	37.5	22	
1BN-06-04	G3/8"X19	Z1/4"X18		13.5	15	36	22	
1BN-06-08	G3/8"X19	Z1/2"X14		13.5	19.5	41	22	
1BN-06-12	G3/8"X19	Z3/4"X14		13.5	19.5	43	30	
1BN-08	G1/2"X14	Z1/2"X14		16	19.5	45.5	27	
1BN-08-06	G1/2"X14	Z3/8"X18		16	16	42	27	
1BN-08-12	G1/2"X14	Z3/4"X14		16	19.5	45.5	30	
1BN-08-16	G1/2"X14	Z1"X11.5		16	25.5	52.5	36	
1BN-10-08	G5/8"X14	Z1/2"X14		17.5	19.5	47	30	
1BN-10-12	G5/8"X14	Z3/4"X14		17.5	19.5	47	30	
1BN-12	G3/4"X14	Z3/4"X14		18.5	19.5	49	32	
1BN-12-06	G3/4"X14	Z3/8"X18		18.5	16	45.5	32	
1BN-12-08	G3/4"X14	Z1/2"X14		18.5	19.5	49	32	
1BN-12-16	G3/4"X14	Z1"X11.5		18.5	25.5	55	36	
1BN-16	G1"X11	Z1"X11.5		20.5	25.5	59	41	
1BN-16-12	G1"X11	Z3/4"X14		20.5	19.5	53	41	
1BN-16-20	G1"X11	Z1.1/4"X11.5		20.5	26.5	60	46	
1BN-20	G1.1/4"X11	Z1.1/4"X11.5		20.5	26.5	62	50	
1BN-20-16	G1.1/4"X11	Z1"X11.5		20.5	25.5	61	50	
1BN-20-24	G1.1/4"X11	Z1.1/2"X11.5		20.5	27.5	63	50	
1BN-24	G1.1/2"X11	Z1.1/2"X11.5		23	27.5	65.5	55	
1BN-24-20	G1.1/2"X11	Z1.1/4"X11.5		23	26.5	64.5	55	
1BN-24-32	G1.1/2"X11	Z2"X11.5		23	27.5	67.5	65	
1BN-32	G2"X11	Z2"X11.5		25.5	27.5	70	70	
1BN-32-20	G2"X11	Z1.1/4"X11.5		25.5	26.5	69	70	
1BN-32-24	G2"X11	Z1.1/2"X11.5		25.5	27.5	70	70	



# 英管螺纹60° 锥面密封接头 BSP Thread 60° Cone Fittings



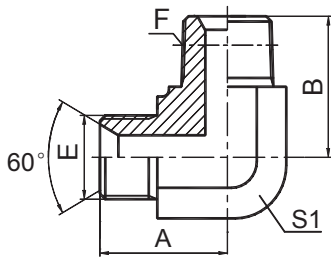
## 1BO

英管外螺纹60° 内锥或六角端面用组合垫密封 /  
 美制SAE外螺纹带O形圈轻系列ISO 11926-3  
 BSP MALE DOUBLE USE FOR 60° CONE SEAT OR BONDED  
 SEAL/SAE O-RING BOSS L-SERIES ISO 11926-3

F

代号 PART NO.	螺纹 THREAD		O形圈 O-RING		尺寸 DIMENSIONS				
	E	F		F端	A	B	L	S1	
1BO-04	G1/4"X19	7/16"X20		O904	12	9.1	29.5	19	
1BO-04-05	G1/4"X19	1/2"X20		O905	12	9.1	27	19	
1BO-04-06	G1/4"X19	9/16"X18		O906	12	9.9	28	19	
1BO-04-08	G1/4"X19	3/4"X16		O908	12	11.1	31	22	
1BO-06	G3/8"X19	9/16"X18		O906	13.5	9.9	33.5	22	
1BO-06-04	G3/8"X19	7/16"X20		O904	13.5	9.1	33	22	
1BO-06-08	G3/8"X19	3/4"X16		O908	13.5	11.1	32.5	22	
1BO-06-10	G3/8"X19	7/8"X14		O910	13.5	12.7	36	27	
1BO-08	G1/2"X14	3/4"X16		O908	16	11.1	37	27	
1BO-08-06	G1/2"X14	9/16"X18		O906	16	9.9	38	27	
1BO-08-10	G1/2"X14	7/8"X14		O910	16	12.7	38.5	27	
1BO-08-12	G1/2"X14	1.1/16"X12		O912	16	15.1	42	32	
1BO-10	G5/8"X14	7/8"X14		O910	17.5	12.7	43	30	
1BO-10-08	G5/8"X14	3/4"X16		O908	17.5	11.1	41.5	30	
1BO-10-12	G5/8"X14	1.1/16"X12		O912	17.5	15.1	43.5	32	
1BO-12	G3/4"X14	1.1/16"X12		O912	18.5	15.1	44.5	32	
1BO-12-08	G3/4"X14	3/4"X16		O908	18.5	11.1	40.5	32	
1BO-12-10	G3/4"X14	7/8"X14		O910	18.5	12.7	45.5	32	
1BO-12-14	G3/4"X14	1.3/16"X12		O914	18.5	15.1	44.5	36	
1BO-12-16	G3/4"X14	1.5/16"X12		O916	18.5	15.1	44.5	38	
1BO-16	G1"X11	1.5/16"X12		O916	20.5	15.1	48	41	
1BO-16-10	G1"X11	7/8"X14		O910	20.5	12.7	49.5	41	
1BO-16-12	G1"X11	1.1/16"X12		O912	20.5	15.1	52	41	
1BO-16-14	G1"X11	1.3/16"X12		O914	20.5	15.1	52	41	
1BO-16-20	G1"X11	1.5/8"X12		O920	20.5	15.1	50.5	50	
1BO-20	G1.1/4"X11	1.5/8"X12		O920	20.5	15.1	50.5	50	
1BO-20-16	G1.1/4"X11	1.5/16"X12		O916	20.5	15.1	54.7	50	
1BO-24	G1.1/2"X11	1.7/8"X12		O924	23	15.1	53	55	

# 英管螺纹60° 锥面密封接头 BSP Thread 60° Cone Fittings

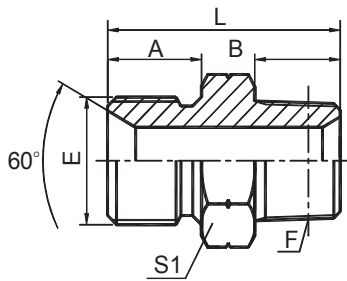


## 1BT9-SP

90° 弯英管外螺纹  
 60° 内锥 / 英锥管外螺纹  
 90° ELBOW BSP MALE  
 60° SEAT / BSPT MALE

代号 PART NO.	螺 纹 THREAD		尺 寸 DIMENSIONS					
	E	F		A	B	S1		
1BT9-02SP	G1/8"X28	R1/8"X28		20	21	11		
1BT9-02-04SP	G1/8"X28	R1/4"X19		22.3	25.5	14		
1BT9-04SP	G1/4"X19	R1/4"X19		24.5	25.5	14		
1BT9-04-02SP	G1/4"X19	R1/8"X28		25	23.5	14		
1BT9-04-06SP	G1/4"X19	R3/8"X19		25	28.5	16		
1BT9-04-08SP	G1/4"X19	R1/2"X14		30	36	22		
1BT9-06SP	G3/8"X19	R3/8"X19		27.5	28.5	16		
1BT9-06-04SP	G3/8"X19	R1/4"X19		27.5	26.5	16		
1BT9-06-08SP	G3/8"X19	R1/2"X14		31	36	22		
1BT9-08SP	G1/2"X14	R1/2"X14		34.5	36	22		
1BT9-08-04SP	G1/2"X14	R1/4"X19		34.5	30.5	22		
1BT9-08-06SP	G1/2"X14	R3/8"X19		34.5	32.5	22		
1BT9-08-12SP	G1/2"X14	R3/4"X14		37.5	43.5	27		
1BT9-08-16SP	G1/2"X14	R1"X11		41	50	33		
1BT9-10-08SP	G5/8"X14	R1/2"X14		35	36	22		
1BT9-10-12SP	G5/8"X14	R3/4"X14		39	43.5	27		
1BT9-12SP	G3/4"X14	R3/4"X14		40	43	27		
1BT9-12-06SP	G3/4"X14	R3/8"X19		40	36	27		
1BT9-12-08SP	G3/4"X14	R1/2"X14		40	39.5	27		
1BT9-12-16SP	G3/4"X14	R1"X11		43.5	50	33		
1BT9-12-20SP	G3/4"X14	R1.1/4"X11		48	56.5	41		
1BT9-16SP	G1"X11	R1"X11		46	50	33		
1BT9-16-08SP	G1"X11	R1/2"X14		46	43	33		
1BT9-16-12SP	G1"X11	R3/4"X14		46	47.5	33		
1BT9-16-20SP	G1"X11	R1.1/4"X11		50.5	56.5	41		
1BT9-20SP	G1.1/4"X11	R1.1/4"X11		52	59	41		
1BT9-20-12SP	G1.1/4"X11	R3/4"X14		50.5	54	41		
1BT9-20-16SP	G1.1/4"X11	R1"X11		52	56.5	41		
1BT9-20-24SP	G1.1/4"X11	R1.1/2"X11		54.5	62.5	48		
1BT9-24SP	G1.1/2"X11	R1.1/2"X11		57.5	62	48		
1BT9-24-20SP	G1.1/2"X11	R1.1/4"X11		57.5	61	48		
1BT9-24-32SP	G1.1/2"X11	R2"X11		66	75	63		
1BT9-32SP	G2"X11	R2"X11		67	75	63		
1BT9-32-24SP	G2"X11	R1.1/2"X11		68	72	63		

# 英管螺纹60° 锥面密封接头 BSP Thread 60° Cone Fittings



## 1BT-SP

英管外螺纹60° 内锥或六角端面用  
组合垫密封 / 英锥管外螺纹

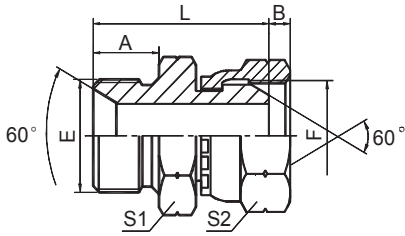
BSP MALE DOUBLE USE FOR 60° CONE SEAT OR  
BONDED SEAL / BSPT MALE

代号 PART NO.	螺纹 THREAD		尺寸 DIMENSIONS					
	E	F	A	B	L	S1		
1BT-02SP	G1/8"X28	R1/8"X28	10	10	26	14		
1BT-02-04SP	G1/8"X28	R1/4"X19	10	14.5	30.5	14		
1BT-04SP	G1/4"X19	R1/4"X19	12	14.5	32	19		
1BT-04-02SP	G1/4"X19	R1/8"X28	12	10	28	19		
1BT-04-06SP	G1/4"X19	R3/8"X19	12	15	32	19		
1BT-04-08SP	G1/4"X19	R1/2"X14	12	20	40	24		
1BT-06SP	G3/8"X19	R3/8"X19	13.5	15	35.5	22		
1BT-06-04SP	G3/8"X19	R1/4"X19	13.5	14.5	35.5	22		
1BT-06-08SP	G3/8"X19	R1/2"X14	13.5	20	40.5	24		
1BT-08SP	G1/2"X14	R1/2"X14	16	20	45	27		
1BT-08-04SP	G1/2"X14	R1/4"X19	16	14.5	40.5	27		
1BT-08-06SP	G1/2"X14	R3/8"X19	16	15	40	27		
1BT-08-12SP	G1/2"X14	R3/4"X14	16	20	45	30		
1BT-10-06SP	G5/8"X14	R3/8"X19	17.5	15	41.5	30		
1BT-10-08SP	G5/8"X14	R1/2"X14	17.5	20	46.5	30		
1BT-10-12SP	G5/8"X14	R3/4"X14	17.5	20	46.5	30		
1BT-10-16SP	G5/8"X14	R1"X11	17.5	25.5	54	36		
1BT-12SP	G3/4"X14	R3/4"X14	18.5	20	48.5	32		
1BT-12-08SP	G3/4"X14	R1/2"X14	18.5	20	48.5	32		
1BT-12-16SP	G3/4"X14	R1"X11	18.5	25.5	53.5	36		
1BT-12-20SP	G3/4"X14	R1.1/4"X11	18.5	26.5	58	46		
1BT-16SP	G1"X11	R1"X11	20.5	25.5	58	41		
1BT-16-12SP	G1"X11	R3/4"X14	20.5	20	53	41		
1BT-16-20SP	G1"X11	R1.1/4"X11	20.5	26.5	60	46		
1BT-20SP	G1.1/4"X11	R1.1/4"X11	20.5	26.5	62	50		
1BT-20-12SP	G1.1/4"X11	R3/4"X14	20.5	20.5	56	50		
1BT-20-16SP	G1.1/4"X11	R1"X11	20.5	25.5	61	50		
1BT-20-24SP	G1.1/4"X11	R1.1/2"X11	20.5	26.5	62	50		
1BT-24SP	G1.1/2"X11	R1.1/2"X11	23	26.5	64.5	55		
1BT-24-16SP	G1.1/2"X11	R1"X11	23	25.5	63.5	55		
1BT-24-20SP	G1.1/2"X11	R1.1/4"X11	23	26.5	64.5	55		
1BT-24-32SP	G1.1/2"X11	R2"X11	23	30	70	65		
1BT-32SP	G2"X11	R2"X11	25.5	30	72.5	70		
1BT-32-20SP	G2"X11	R1.1/4"X11	25.5	27	68.5	70		
1BT-32-24SP	G2"X11	R1.1/2"X11	25.5	26.5	68.5	70		
1BT-40SP	G2.1/2"X11	R2.1/2"X11	32	34	83	90		
1BT-48SP	G3"X11	R3"X11	36	38	94	100		

F

# 英管螺纹60° 锥面密封接头 BSP Thread 60° Cone Fittings

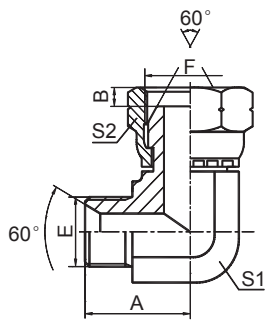
## 2B



英管外螺纹60° 内锥或六角端面用  
 组合垫密封 / 英管内螺纹60° 外锥  
 BSP MALE DOUBLE USE FOR 60° CONE SEAT OR  
 BONDED SEAL / BSP FEMALE 60° CONE

代号 PART NO.	螺纹 THREAD		尺寸 DIMENSIONS					
	E	F		A	B	L	S1	S2
2B-02	G1/8"X28	G1/8"X28		10	5.5	25	14	14
2B-02-04	G1/8"X28	G1/4"X19		10	5.5	27	14	19
2B-04	G1/4"X19	G1/4"X19		12	5.5	29	19	19
2B-04-06	G1/4"X19	G3/8"X19		12	6.3	30.5	19	22
2B-04-08	G1/4"X19	G1/2"X14		12	7.5	32	19	27
2B-06	G3/8"X19	G3/8"X19		13.5	6.3	34	22	22
2B-06-08	G3/8"X19	G1/2"X14		13.5	7.5	35.5	22	27
2B-06-10	G3/8"X19	G5/8"X14		13.5	9.5	36	22	30
2B-08	G1/2"X14	G1/2"X14		16	7.5	40	27	27
2B-08-06	G1/2"X14	G3/8"X19		16	6.3	38.5	27	22
2B-08-12	G1/2"X14	G3/4"X14		16	10.9	41	27	32
2B-10	G5/8"X14	G5/8"X14		17.5	9.5	42	30	30
2B-10-08	G5/8"X14	G1/2"X14		18	7.5	41.5	30	27
2B-10-12	G5/8"X14	G3/4"X14		17.5	10.9	42.5	30	32
2B-12	G3/4"X14	G3/4"X14		18.5	10.9	44.5	32	32
2B-12-10	G3/4"X14	G5/8"X14		18.5	9.5	44	32	30
2B-12-16	G3/4"X14	G1"X11		18.5	11.7	46	32	41
2B-16	G1"X11	G1"X11		20.5	11.7	50	41	41
2B-16-12	G1"X11	G3/4"X14		20.5	10.9	48	41	32
2B-16-20	G1"X11	G1.1/4"X11		20.5	11	53	41	50
2B-20	G1.1/4"X11	G1.1/4"X11		20.5	11	55	50	50
2B-20-16	G1.1/4"X11	G1"X11		20.5	11.7	52	50	41
2B-20-24	G1.1/4"X11	G1.1/2"X11		20.5	13	55.5	50	55
2B-24	G1.1/2"X11	G1.1/2"X11		23	13	58	55	55
2B-32	G2"X11	G2"X11		25.5	16	63.5	70	70

# 英管螺纹60° 锥面密封接头 BSP Thread 60° Cone Fittings

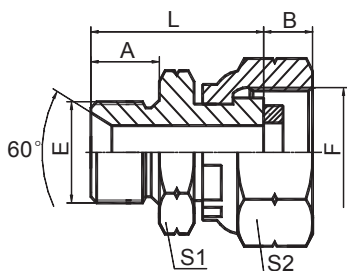


## 2B9

90° 弯英管外螺纹  
60°内锥 / 英管内螺纹60° 外锥  
90° ELBOW BSP MALE  
60° SEAT / BSP FEMALE 60° CONE

代号 PART NO.	螺 纹 THREAD		尺 寸 DIMENSIONS						
	E	F	A	B	S1	S2			
2B9-02	G1/8"X28	G1/8"X28	19.8	5.5	11	14			
2B9-04	G1/4"X19	G1/4"X19	24.5	5.5	14	19			
2B9-04-06	G1/4"X19	G3/8"X19	25	6.3	14	22			
2B9-06	G3/8"X19	G3/8"X19	27.5	6.3	16	22			
2B9-06-04	G3/8"X19	G1/4"X19	27.5	5.5	16	19			
2B9-08	G1/2"X14	G1/2"X14	34.5	7.5	22	27			
2B9-08-06	G1/2"X14	G3/8"X19	34.5	6.3	22	22			
2B9-10	G5/8"X14	G5/8"X14	35	9.5	22	30			
2B9-10-08	G5/8"X14	G1/2"X14	35	7.5	22	27			
2B9-12	G3/4"X14	G3/4"X14	40	10.9	27	32			
2B9-16	G1"X11	G1"X11	46	11.7	33	41			
2B9-20	G1.1/4"X11	G1.1/4"X11	50.5	11	41	50			
2B9-24	G1.1/2"X11	G1.1/2"X11	57.5	13	48	55			
2B9-32	G2"X11	G2"X11	72.5	16	63	70			

F



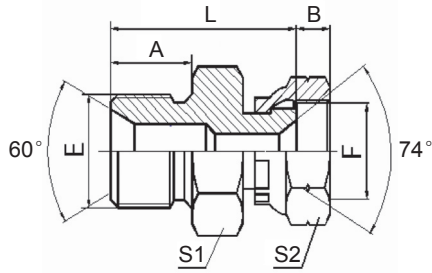
## 2B-G

英管螺纹60° 内锥 / 英管内螺纹表接头  
BSP MALE 60° SEAT /  
BSP FEMALE PRESSURE GAUGE CONNECTORS

代号 PART NO.	螺 纹 THREAD		紫 铜 片 COPPER WASHER		尺 寸 DIMENSIONS				
	E	F		F端	A	B	L	S1	S2
2B-02-04G	G1/8"X28	G1/4"X19		DP-B04G	10	14.5	24.5	14	19
2B-04G	G1/4"X19	G1/4"X19		DP-B04G	12	14.5	26.5	19	19
2B-04-08G	G1/4"X19	G1/2"X14		DP-B08G	12	20	29	19	27
2B-06-04G	G3/8"X19	G1/4"X19		DP-B04G	13.5	14.5	30	22	19
2B-08-04G	G1/2"X14	G1/4"X19		DP-B04G	16	14.5	34.5	27	19
2B-08G	G1/2"X14	G1/2"X14		DP-B08G	16	20	37	27	27

注：紫铜片见Q24页。 Note: The copper washer see page Q24.

# 英管螺纹60° 锥面密封接头 BSP Thread 60° Cone Fittings

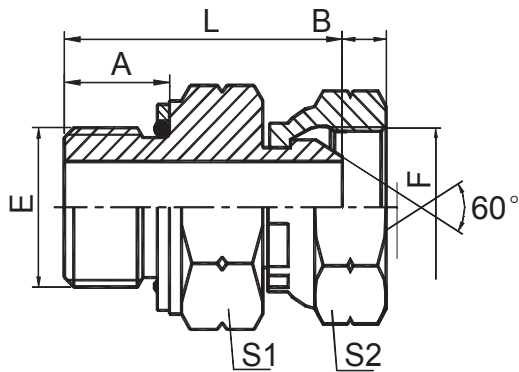


## 2BJ

英管外螺纹60° 内锥或六角端面用组合垫密封 /  
美制JIC内螺纹74° 内锥  
BSP MALE DOUBLE USE FOR 60° CONE SEAT  
OR BONDED SEAL / JIC FEMALE 74° SEAT

代号 PART NO.	螺纹 THREAD		尺寸 DIMENSIONS					
	E	F	A	B	L	S1	S2	
2BJ-02-04	G1/8"X28	7/16"X20	10	9	24	14	15	
2BJ-02-06	G1/8"X28	9/16"X18	10	10.5	24.5	14	19	
2BJ-04	G1/4"X19	7/16"X20	12	9	26	19	15	
2BJ-04-05	G1/4"X19	1/2"X20	12	9.5	26.5	19	17	
2BJ-04-06	G1/4"X19	9/16"X18	12	10.5	27	19	19	
2BJ-04-08	G1/4"X19	3/4"X16	12	11	29	19	24	
2BJ-06	G3/8"X19	9/16"X18	13.5	10.5	30.5	22	19	
2BJ-06-08	G3/8"X19	3/4"X16	13.5	11	32.5	22	24	
2BJ-06-10	G3/8"X19	7/8"X14	13.5	13	33	22	27	
2BJ-08	G1/2"X14	3/4"X16	16	11	37	27	24	
2BJ-08-06	G1/2"X14	9/16"X18	16	10.5	35	27	19	
2BJ-08-10	G1/2"X14	7/8"X14	16	13	37.5	27	27	
2BJ-10	G5/8"X14	7/8"X14	17.5	14	37.5	30	27	
2BJ-12	G3/4"X14	1.1/16"X12	18.5	15	42	32	32	
2BJ-12-08	G3/4"X14	3/4"X16	18.5	11	40	32	24	
2BJ-12-10	G3/4"X14	7/8"X14	18.5	13	41	32	27	
2BJ-12-16	G3/4"X14	1.5/16"X12	18.5	16	42	32	41	
2BJ-16	G1"X11	1.5/16"X12	20.5	16	46	41	41	
2BJ-16-20	G1"X11	1.5/8"X12	20.5	17	50	41	50	
2BJ-20	G1.1/4"X11	1.5/8"X12	20.5	17	52	50	50	
2BJ-20-24	G1.1/4"X11	1.7/8"X12	20.5	20	53.5	50	55	
2BJ-24	G1.1/2"X11	1.7/8"X12	23	20	56.5	55	55	
2BJ-32	G2"X11	2.1/2"X12	25.5	24.5	60	70	75	

# 英管螺纹60° 锥面密封接头 BSP Thread 60° Cone Fittings



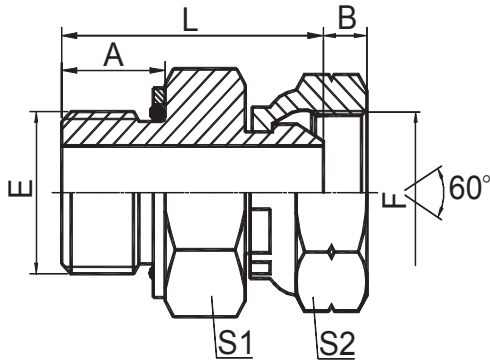
## 2GB

英管外螺纹O形圈 / 英管内螺纹60°  
BSP MALE O-RING / BSP FEMALE 60°

F

代号 PART NO.	螺纹 THREAD		O形圈 O-RING		尺寸 DIMENSIONS				
	E	F	E端		A	B	L	S1	S2
2GB-02	G1/8"X28	G1/8"X28	O011		9.5	5.5	24.5	14	14
2GB-04-02	G1/4"X19	G1/8"X28	O111		10	5.5	25	19	14
2GB-04	G1/4"X19	G1/4"X19	O111		11	5.5	29.5	19	19
2GB-04-06	G1/4"X19	G3/8"X19	O111		10	6.3	28.2	19	22
2GB-06	G3/8"X19	G3/8"X19	O113		11.5	6.3	32	24	22
2GB-06-04	G3/8"X19	G1/4"X19	O113		11.5	5.5	30.5	24	19
2GB-06-08	G3/8"X19	G1/2"X14	O113		11.5	7.5	34	24	27
2GB-08	G1/2"X14	G1/2"X14	O115		14	7.5	38	27	27
2GB-08-06	G1/2"X14	G3/8"X19	O115		14	6.3	36.2	27	22
2GB-08-10	G1/2"X14	G5/8"X14	O115		14	9.5	38.5	27	30
2GB-08-12	G1/2"X14	G3/4"X14	O115		14	10.9	39.1	27	32
2GB-12	G3/4"X14	G3/4"X14	O119		15.5	10.9	41	36	32
2GB-12-08	G3/4"X14	G1/2"X14	O119		15.5	7.5	39.5	36	27
2GB-12-16	G3/4"X14	G1"X11	O119		15.5	11.7	41.8	36	41
2GB-16	G1"X11	G1"X11	O217		18	11.7	46.5	41	41
2GB-16-12	G1"X11	G3/4"X14	O217		18	10.9	46.1	41	32
2GB-20	G1.1/4"X11	G1.1/4"X11	O222		20	11	55	50	50
2GB-20-16	G1.1/4"X11	G1"X11	O222		20	11.7	51.3	50	41
2GB-24	G1.1/2"X11	G1.1/2"X11	O224		21.5	13	55.5	60	55

# 英管螺纹60° 锥面密封接头 BSP Thread 60° Cone Fittings



## 2HB

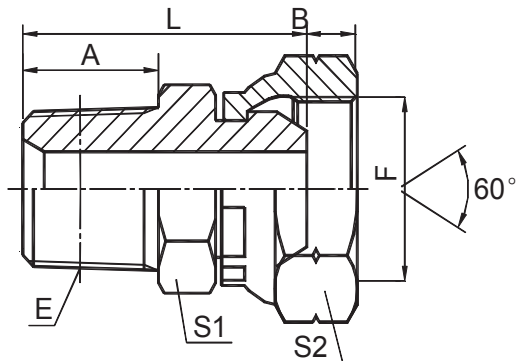
公制外螺纹O形圈 / 英制内螺纹60° 外锥面  
 METRIC MALE O-RING / BSPP FEMALE 60° CONE

代号 PART NO.	螺纹 THREAD		O形圈 O-RING		尺寸 DIMENSIONS				
	E	F	E端		A	B	L	S1	
2HB-10-02	M10X1	G1/8"X28	8.1X1.6		8.5	5.5	23.5	14	14
2HB-12-04	M12X1.5	G1/4"X19	9.3X2.4		11	5.5	28	17	19
2HB-14-04	M14X1.5	G1/4"X19	11.3X2.4		11	5.5	28	19	19
2HB-16-06	M16X1.5	G3/8"X19	13.3X2.4		11.5	6.3	31.7	22	22
2HB-18-06	M18X1.5	G3/8"X19	15.3X2.4		12.5	6.3	32.7	24	22
2HB-18-08	M18X1.5	G1/2"X14	15.3X2.4		12.5	7.5	34.5	24	27
2HB-22-08	M22X1.5	G1/2"X14	19.3X2.4		13	7.5	37	27	27
2HB-22-10	M22X1.5	G5/8"X14	19.3X2.4		13	9.5	37.5	27	30
2HB-22-12	M22X1.5	G3/4"X14	19.3X2.4		13	10.9	38.1	27	32
2HB-27-12	M27X2	G3/4"X14	23.5X3		16	10.9	44.5	32	32
2HB-27-16	M27X2	G1"X11	23.5X3		16	11.7	43.3	32	41
2HB-33-16	M33X2	G1"X11	29.2X3		16	11.7	45.3	41	41
2HB-42-20	M42X2	G1.1/4"X11	38.5X3		16	11	49.5	50	50
2HB-48-24	M48X2	G1.1/2"X11	44.5X3		17.5	13	51.5	55	55

注：可与ISO 9974-1油口相配，去掉挡圈与ISO 6149-1油口相配。Note: fit for ISO 9974-1 port or ISO 6149-1 port when useless of retaining ring.



# 英管螺纹60° 锥面密封接头 BSP Thread 60° Cone Fittings



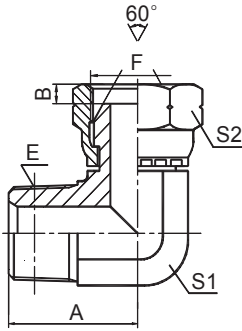
## 2NB

布锥管外螺纹 / 英管内螺纹60° 外锥  
NPT MALE / BSP FEMALE 60° CONE

F

代号 PART NO.	螺纹 THREAD		尺寸 DIMENSIONS						
	E	F	A	B	L	S1	S2		
2NB-02	Z1/8"X27	G1/8"X28	10.5	5.5	25.5	12	14		
2NB-02-04	Z1/8"X27	G1/4"X19	10.5	5.5	27	14	19		
2NB-04	Z1/4"X18	G1/4"X19	15	5.5	31	17	19		
2NB-04-06	Z1/4"X18	G3/8"X19	15	6.3	32.5	17	22		
2NB-04-08	Z1/4"X18	G1/2"X14	15	7.5	35	19	27		
2NB-06	Z3/8"X18	G3/8"X19	16	6.3	33.5	19	22		
2NB-06-08	Z3/8"X18	G1/2"X14	16	7.5	36	19	27		
2NB-08	Z1/2"X14	G1/2"X14	19.5	7.5	41	22	27		
2NB-08-06	Z1/2"X14	G3/8"X19	19.5	6.3	39.5	24	24		
2NB-08-12	Z1/2"X14	G3/4"X14	19.5	10.9	44.5	27	32		
2NB-12	Z3/4"X14	G3/4"X14	19.5	10.9	44.5	30	32		
2NB-12-16	Z3/4"X14	G1"X11	19.5	11.7	46.5	32	41		
2NB-16	Z1"X11.5	G1"X11	25.5	11.7	52.5	36	41		
2NB-16-20	Z1"X11.5	G1.1/4"X11	25.5	11	59.5	41	50		
2NB-20	Z1.1/4"X11.5	G1.1/4"X11	26.5	11	59.5	46	50		
2NB-24	Z1.1/2"X11.5	G1.1/2"X11	27.5	13	62	50	55		
2NB-32	Z2"X11.5	G2"X11	27.5	20	64.5	65	70		

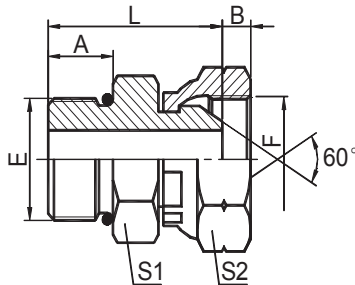
# 英管螺纹60° 锥面密封接头 BSP Thread 60° Cone Fittings



## 2TB9-SP

90° 弯英锥管外螺纹 / 英管内螺纹60° 外锥  
90° ELBOW BSPT MALE / BSP FEMALE 60° CONE

代号 PART NO.	螺纹 THREAD		尺寸 DIMENSIONS					
	E	F	A	B	S1	S2		
2TB9-02SP	R1/8"X28	G1/8"X28	21	5.5	11	14		
2TB9-04SP	R1/4"X19	G1/4"X19	25.5	5.5	14	19		
2TB9-06SP	R3/8"X19	G3/8"X19	28.5	6.3	16	22		
2TB9-06-08SP	R3/8"X19	G1/2"X14	31	7.5	19	27		
2TB9-08-06SP	R1/2"X14	G3/8"X19	36	6.3	22	22		
2TB9-08SP	R1/2"X14	G1/2"X14	36	7.5	22	27		
2TB9-08-12SP	R1/2"X14	G3/4"X14	37	10.9	24	32		
2TB9-12-08SP	R3/4"X14	G1/2"X14	43.5	7.5	27	27		
2TB9-12SP	R3/4"X14	G3/4"X14	43.5	10.9	27	32		
2TB9-16SP	R1"X11	G1"X11	50	11.7	33	41		
2TB9-20SP	R1.1/4"X11	G1.1/4"X11	57	11	41	50		
2TB9-24SP	R1.1/2"X11	G1.1/2"X11	62.5	13	48	55		

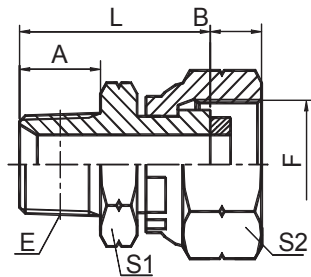


## 2OB

SAE外螺纹带O形圈 / 英管内螺纹60° 外锥  
SAE O-RING BOSS / BSP FEMALE 60° CONE

代号 PART NO.	螺纹 THREAD		O形圈 O-RING	尺寸 DIMENSIONS					
	E	F	E端	A	B	L	S1	S2	
2OB-04	7/16"X20	G1/4"X19	O904	9.1	5.5	26.2	14	19	
2OB-04-06	7/16"X20	G3/8"X19	O904	9.1	6.3	27	17	22	
2OB-05-06	1/2"X20	G3/8"X19	O905	9.1	6.3	27.5	17	22	
2OB-06	9/16"X18	G3/8"X19	O906	9.9	6.3	28	17	22	
2OB-06-04	9/16"X18	G1/4"X19	O906	9.9	5.5	27	17	19	
2OB-06-08	9/16"X18	G1/2"X14	O906	9.9	7.5	30	19	27	
2OB-08	3/4"X16	G1/2"X14	O908	11.1	7.5	33	22	27	
2OB-08-06	3/4"X16	G3/8"X19	O908	11.1	6.3	31	22	22	
2OB-08-12	3/4"X16	G3/4"X14	O908	11.1	10.9	36	27	32	
2OB-10-06	7/8"X14	G3/8"X19	O910	12.7	6.3	35	27	22	
2OB-10-08	7/8"X14	G1/2"X14	O910	12.7	7.5	36.5	27	27	
2OB-10-12	7/8"X14	G3/4"X14	O910	12.7	10.9	37.5	27	32	
2OB-12-08	1.1/16"X12	G1/2"X14	O912	15.1	7.5	40	32	27	
2OB-12	1.1/16"X12	G3/4"X14	O912	15.1	10.9	41	32	32	
2OB-12-16	1.1/16"X12	G1"X11	O912	15.1	11.7	42	32	41	
2OB-16-12	1.5/16"X12	G3/4"X14	O916	15.1	10.9	41	38	32	
2OB-16	1.5/16"X12	G1"X11	O916	15.1	11.7	42	38	41	
2OB-16-20	1.5/16"X12	G1.1/4"X11	O916	15.1	11	48	41	50	
2OB-20	1.5/8"X12	G1.1/4"X11	O920	15.1	11	49.5	50	50	
2OB-20-24	1.5/8"X12	G1.1/2"X11	O920	15.1	13	50	50	55	
2OB-24	1.7/8"X12	G1.1/2"X11	O924	15.1	13	50	55	55	

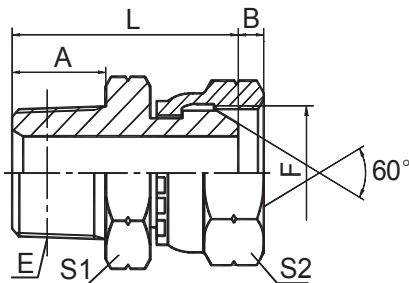
# 英管螺纹60° 锥面密封接头 BSP Thread 60° Cone Fittings



## 2TB-GSP

英锥管外螺纹 / 英管内螺纹表接头  
BSPT MALE / BSP FEMALE PRESSURE GAUGE CONNECTORS

代号 PART NO.	螺纹 THREAD		紫铜片 COPPER WASHER	F端	尺寸 DIMENSIONS				
	E	F			A	B	L	S1	S2
2TB-02-04GSP	R1/8"X28	G1/4"X19		DP-B04G	10	14.5	24.5	12	19
2TB-04GSP	R1/4"X19	G1/4"X19		DP-B04G	14.5	14.5	29	17	19
2TB-04-08GSP	R1/4"X19	G1/2"X14		DP-B08G	14.5	20	31.5	19	27
2TB-06-04GSP	R3/8"X19	G1/4"X19		DP-B04G	15	14.5	29.5	19	19
2TB-08-04GSP	R1/2"X14	G1/4"X19		DP-B04G	20	14.5	36.5	22	19
2TB-08GSP	R1/2"X14	G1/2"X14		DP-B08G	20	20	39	22	27



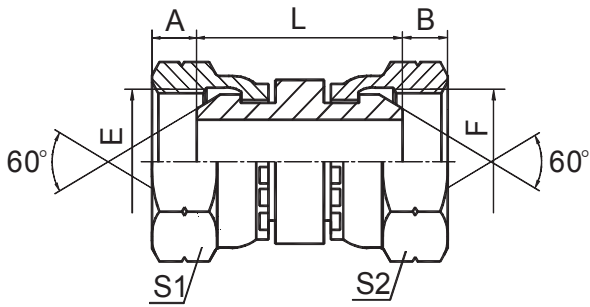
## 2TB-SP

英锥管外螺纹 / 英管内螺纹60° 外锥  
BSPT MALE / BSP FEMALE 60° CONE

代号 PART NO.	螺纹 THREAD				尺寸 DIMENSIONS				
	E	F			A	B	L	S1	S2
2TB-02SP	R1/8"X28	G1/8"X28			10	5.5	25	12	14
2TB-04SP	R1/4"X19	G1/4"X19			14.5	5.5	31.5	17	19
2TB-06SP	R3/8"X19	G3/8"X19			15	6.3	33	19	22
2TB-06-04SP	R3/8"X19	G1/4"X19			15	5.5	32	19	19
2TB-06-08SP	R3/8"X19	G1/2"X14			15	7.5	35	19	27
2TB-08SP	R1/2"X14	G1/2"X14			20	7.5	42	22	27
2TB-08-06SP	R1/2"X14	G3/8"X19			20	6.3	40	22	22
2TB-08-12SP	R1/2"X14	G3/4"X14			20	10.9	45	27	32
2TB-12SP	R3/4"X14	G3/4"X14			20	10.9	45	30	32
2TB-12-08SP	R3/4"X14	G1/2"X14			20	7.5	44	30	27
2TB-12-16SP	R3/4"X14	G1"X11			20	11.7	47	32	41
2TB-16SP	R1"X11	G1"X11			25.5	11.7	52.5	36	41
2TB-16-12SP	R1"X11	G3/4"X14			25.5	10.9	51.5	36	32
2TB-20-16SP	R1.1/4"X11	G1"X11			26.5	11.7	55.5	46	41
2TB-20SP	R1.1/4"X11	G1.1/4"X11			26.5	11	59	46	50
2TB-24SP	R1.1/2"X11	G1.1/2"X11			26.5	13	61.5	50	55
2TB-32SP	R2"X11	G2"X11			30	16	67	65	70

F

# 英管螺纹60° 锥面密封接头 BSP Thread 60° Cone Fittings

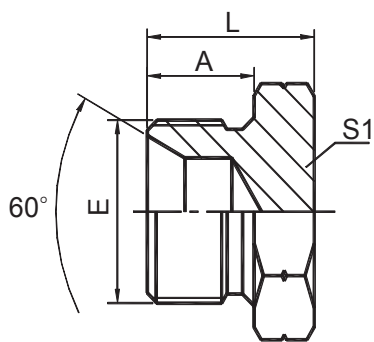


## 3B

英管内螺纹60° 外锥  
BSP FEMALE 60° CONE

代号 PART NO.	螺纹 THREAD		尺寸 DIMENSIONS						
	E	F			A	B	L	S1	S2
3B-02	G1/8"X28	G1/8"X28			5.5	5.5	21	14	14
3B-02-04	G1/8"X28	G1/4"X19			5.5	5.5	23	14	19
3B-04	G1/4"X19	G1/4"X19			5.5	5.5	25	19	19
3B-04-06	G1/4"X19	G3/8"X19			5.5	6.3	26.5	19	22
3B-04-08	G1/4"X19	G1/2"X14			5.5	7.5	28.5	19	27
3B-06	G3/8"X19	G3/8"X19			6.3	6.3	27	22	22
3B-06-08	G3/8"X19	G1/2"X14			6.3	7.5	29.5	22	27
3B-08	G1/2"X14	G1/2"X14			7.5	7.5	31	27	27
3B-08-10	G1/2"X14	G5/8"X14			7.5	9.5	31.5	27	30
3B-08-12	G1/2"X14	G3/4"X14			7.5	10.9	32.5	27	32
3B-10	G5/8"X14	G5/8"X14			9.5	9.5	31.5	30	30
3B-10-12	G5/8"X14	G3/4"X14			9.5	10.9	33	30	32
3B-12	G3/4"X14	G3/4"X14			10.9	10.9	33.5	32	32
3B-12-16	G3/4"X14	G1"X11			10.9	11.7	35	32	41
3B-16	G1"X11	G1"X11			11.7	11.7	36.5	41	41
3B-16-20	G1"X11	G1.1/4"X11			11.7	11	39	41	50
3B-20	G1.1/4"X11	G1.1/4"X11			11	11	40	50	50
3B-24	G1.1/2"X11	G1.1/2"X11			13	13	42	55	55
3B-32	G2"X11	G2"X11			16	16	47	70	70

# 英管螺纹60° 锥面密封接头 BSP Thread 60° Cone Fittings

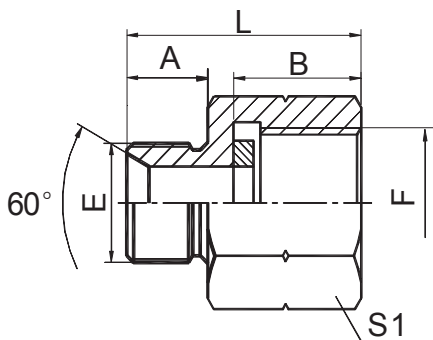


## 4B

英管外螺纹60° 内锥或  
六角端面用组合垫密封堵头  
BSP MALE DOUBLE USE FOR 60° CONE  
SEAT OR BONDED SEAL PLUG

代号 PART NO.	螺纹 THREAD			尺寸 DIMENSIONS				
	E			A	L	S1		
4B-02	G1/8"X28			10	16	14		
4B-04	G1/4"X19			12	18	19		
4B-06	G3/8"X19			13.5	21.5	22		
4B-08	G1/2"X14			16	26	27		
4B-10	G5/8"X14			17.5	27.5	30		
4B-12	G3/4"X14			18.5	29.5	32		
4B-16	G1"X11			20.5	34	41		
4B-20	G1.1/4"X11			20.5	37.5	50		
4B-24	G1.1/2"X11			23	40	55		
4B-32	G2"X11			25.5	43.5	70		

F



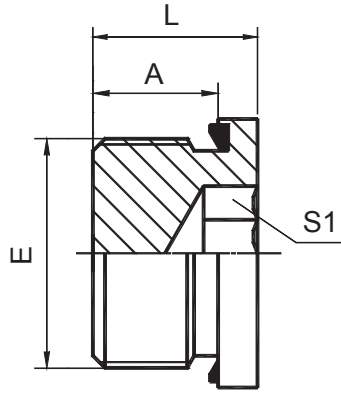
## 5B-G

英管外螺纹60° 内锥或六角端面用  
组合垫密封 / 英管内螺纹表接头  
BSP MALE DOUBLE USE FOR 60° CONE SEAT  
OR BONDED SEAL / BSP FEMALE  
PRESSURE GAUGE CONNECTORS

代号 PART NO.	螺纹 THREAD		紫铜片COPPER WASHER	尺寸 DIMENSIONS				
	E	F	F端	A	B	L	S1	
5B-04G	G1/4"x19	G1/4"X19	DP-B04G	12	11	26	19	
5B-06-04G	G3/8"x19	G1/4"X19	DP-B04G	13.5	11	28.5	22	
5B-06-08G	G3/8"x19	G1/2"X14	DP-B08G	13.5	17	35.5	27	
5B-08G	G1/2"x14	G1/2"X14	DP-B08G	16	17	37	27	

注：紫铜片见Q24页。 Note: The copper washer see page Q24.

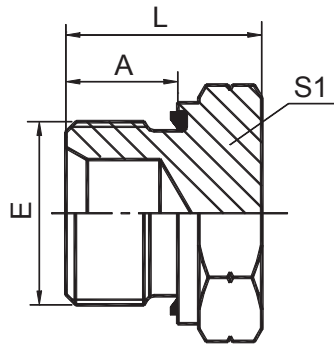
# 英管螺纹60° 锥面密封接头 BSP Thread 60° Cone Fittings



## 4BN-WD

英管外螺纹胶垫密封内六角堵头  
BSP MALE CAPTIVE SEAL HOLLOW HEX PLUG

代号 PART NO.	螺 纹 THREAD		胶 垫 CAPTIVE		尺 寸 DIMENSIONS				
	E		E端		A	L	S1		
4BN-02WD	G1/8"X28		WD-B02		8	12.2	5		
4BN-04WD	G1/4"X19		WD-B04		12	17.2	6		
4BN-06WD	G3/8"X19		WD-B06		12	17.2	8		
4BN-08WD	G1/2"X14		WD-B08		14	19.2	10		
4BN-12WD	G3/4"X14		WD-B12		16	21.2	12		
4BN-16WD	G1"X11		WD-B16		16	22.8	17		
4BN-20WD	G1.1/4"X11		WD-B20		20	26.8	22		
4BN-24WD	G1.1/2"X11		WD-B24		22	28.8	24		

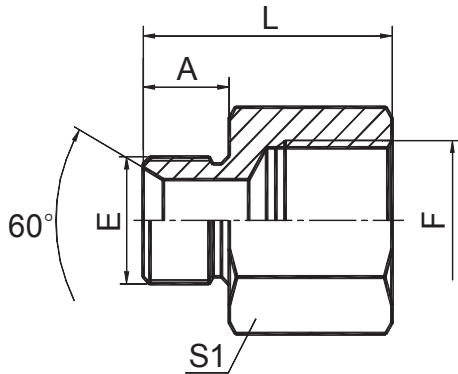


## 4B-WD

英管外螺纹胶垫密封堵头  
BSP MALE CAPTIVE SEAL PLUG

代号 PART NO.	螺 纹 THREAD		胶 垫 CAPTIVE		尺 寸 DIMENSIONS				
	E		E端		A	L	S1		
4B-02WD	G1/8"X28		WD-B02		8	15.5	14		
4B-04WD	G1/4"X19		WD-B04		12	19.6	19		
4B-06WD	G3/8"X19		WD-B06		12	22.5	22		
4B-08WD	G1/2"X14		WD-B08		14	25	27		
4B-12WD	G3/4"X14		WD-B12		16	29	32		
4B-16WD	G1"X11		WD-B16		18	35	41		
4B-20WD	G1.1/4"X11		WD-B20		20	37	50		
4B-24WD	G1.1/2"X11		WD-B24		22	40	55		

# 英管螺纹60° 锥面密封接头 BSP Thread 60° Cone Fittings



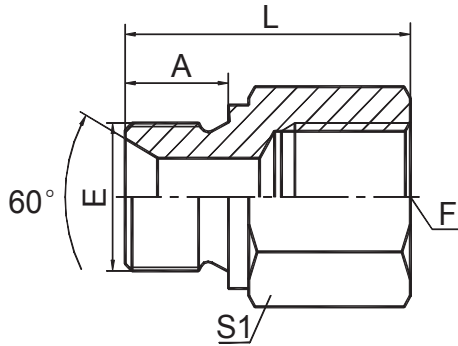
## 5B

英管外螺纹60° 内锥或六角端面用  
 组合垫密封 / 英管内螺纹 ISO 1179  
 BSP MALE DOUBLE USE FOR 60° CONE SEAT  
 OR BONDED SEAL / BSP FEMALE ISO 1179

F

代号 PART NO.	螺纹 THREAD		尺寸 DIMENSIONS						
	E	F			A	L	S1		
5B-02-04	G1/8"X28	G1/4"X19			10	29	19		
5B-04-02	G1/4"X19	G 1/8"X28			12	28	19		
5B-04	G1/4"X19	G1/4"X19			12	33	19		
5B-04-06	G1/4"X19	G3/8"X19			12	36	22		
5B-06-04	G3/8"X19	G1/4"X19			13.5	33.5	22		
5B-06	G3/8"X19	G3/8"X19			13.5	37.5	22		
5B-06-08	G3/8"X19	G1/2"X14			13.5	42.5	27		
5B-08-06	G1/2"X14	G3/8"X19			16	38	27		
5B-08	G1/2"X14	G1/2"X14			16	45	27		
5B-08-10	G1/2"X14	G5/8"X14			16	46	30		
5B-08-12	G1/2"X14	G3/4"X14			16	44.5	36		
5B-10-08	G5/8"X14	G1/2"X14			16	41.5	30		
5B-12-08	G3/4"X14	G1/2"X14			18.5	44.5	32		
5B-12	G3/4"X14	G3/4"X14			18.5	48	36		
5B-12-16	G3/4"X14	G1"X11			18.5	53.5	41		
5B-16-12	G1"X11	G3/4"X14			20.5	47.5	41		
5B-16	G1"X11	G1"X11			20.5	55.5	41		
5B-16-20	G1"X11	G1.1/4"X11			20.5	56.5	50		
5B-20-16	G1.1/4"X11	G1"X11			20.5	49	50		
5B-20	G1.1/4"X11	G1.1/4"X11			20.5	52.5	50		
5B-20-24	G1.1/4"X11	G1.1/2"X11			20.5	57.5	55		
5B-24	G1.1/2"X11	G1.1/2"X11			23	58	55		
5B-32-24	G2"X11	G1.1/2"X11			26	59.5	70		
5B-32	G2"X11	G2"X11			25.5	62	70		

# 英管螺纹60° 锥面密封接头 BSP Thread 60° Cone Fittings



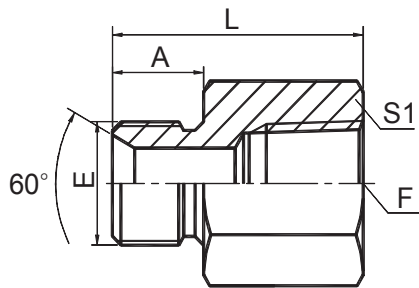
## 5B-HS

英管外螺纹60° 内锥 / 英管内螺纹  
BSP MALE 60° SEAT / BSP FEMALE

代号 PART NO.	螺纹 THREAD		尺寸 DIMENSIONS						
	E	F			A	L	S1		
5B-02-04HS	G1/8"X28	G1/4"X19			10.2	28	19		
5B-02HS	G1/8"X28	G1/8"X28			10.2	27	14		
5B-04-02HS	G1/4"X19	G1/8"X28			11	28	19		
5B-04-06HS	G1/4"X19	G3/8"X19			11	34	22		
5B-04-08HS	G1/4"X19	G1/2"X14			11	35.8	27		
5B-04HS	G1/4"X19	G1/4"X19			11	30	19		
5B-06-04HS	G3/8"X19	G1/4"X19			12.7	32	22		
5B-06-08HS	G3/8"X19	G1/2"X14			12.7	38	27		
5B-06HS	G3/8"X19	G3/8"X19			12.7	34	22		
5B-08-06HS	G1/2"X14	G3/8"X19			15.2	37	27		
5B-08-10HS	G1/2"X14	G5/8"X14			15.2	42	30		
5B-08-12HS	G1/2"X14	G3/4"X14			15.2	45	32		
5B-08HS	G1/2"X14	G1/2"X14			15.2	42	27		
5B-10-08HS	G5/8"X14	G1/2"X14			16	42	30		
5B-12-08HS	G3/4"X14	G1/2"X14			16	45	32		
5B-12-16HS	G3/4"X14	G1"X11			16	48	41		
5B-12HS	G3/4"X14	G3/4"X14			16	45	32		
5B-16-12HS	G1"X11	G3/4"X14			19.1	48	41		
5B-16-20HS	G1"X11	G1.1/4"X11			19.1	52	50		
5B-16HS	G1"X11	G1"X11			19.1	50	41		
5B-20-16HS	G1.1/4"X11	G1"X11			20.3	44	50		
5B-20-24HS	G1.1/4"X11	G1.1/2"X11			20.3	55	55		
5B-20-32HS	G1.1/4"X11	G2"X11			20.3	62.5	70		
5B-20HS	G1.1/4"X11	G1.1/4"X11			20.3	55	50		
5B-24-20HS	G1.1/2"X11	G1.1/4"X11			22.9	55	55		
5B-24-32HS	G1.1/2"X11	G2"X11			22.9	64	70		
5B-24HS	G1.1/2"X11	G1.1/2"X11			22.9	56	55		
5B-32-16HS	G2"X11	G1"X11			26	46.5	70		
5B-32-24HS	G2"X11	G1.1/2"X11			26	60	70		



# 英管螺纹60° 锥面密封接头 BSP Thread 60° Cone Fittings

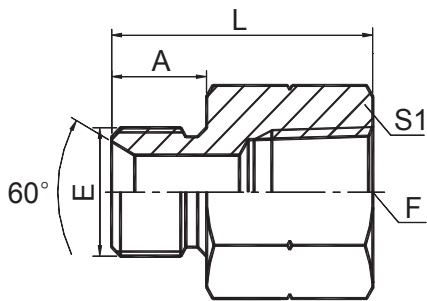


## 5BN

英管外螺纹60°内锥或六角端面用  
组合垫密封 / 美制布锥管内螺纹  
BSP MALE DOUBLE USE FOR 60° CONE SEAT OR  
BONDED SEAL / NPT FEMALE

代号 PART NO.	螺纹 THREAD		尺寸 DIMENSIONS						
	E	F			A	L	S1		
5BN-04	G1/4"X19	Z1/4"X18			12	30	19		
5BN-06	G3/8"X19	Z3/8"X18			13.5	33	22		
5BN-08	G1/2"X14	Z1/2"X14			16	42	30		
5BN-12	G3/4"X14	Z3/4"X14			18.5	44.5	36		
5BN-16	G1"X11	Z1"X11.5			20.5	52	41		
5BN-20	G1.1/4"X11	Z1.1/4"X11.5			20.5	55	50		
5BN-24	G1.1/2"X11	Z1.1/2"X11.5			23	58	60		
5BN-32	G2"X11	Z2"X11.5			25.5	62	70		

F

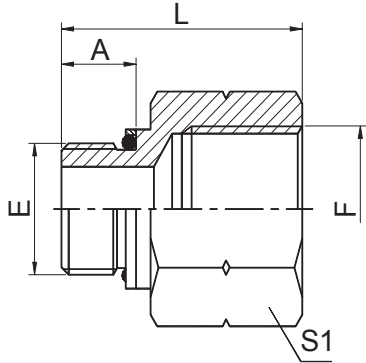


## 5BT

英管外螺纹60° 内锥或六角端面用  
组合垫密封 / 英锥管内螺纹  
BSP MALE DOUBLE USE FOR 60° CONE SEAT  
OR BONDED SEAL / BSPT FEMALE

代号 PART NO.	螺纹 THREAD		尺寸 DIMENSIONS						
	E	F			A	L	S1		
5BT-04-02	G1/4"X19	Rc1/8"X28			12	28	19		
5BT-04	G1/4"X19	Rc1/4"X19			12	33.5	19		
5BT-04-06	G1/4"X19	Rc3/8"X19			12	34	22		
5BT-04-08	G1/4"X19	Rc1/2"X14			13.5	41.5	27		
5BT-06-04	G3/8"X19	Rc1/4"X19			13.5	32	22		
5BT-06	G3/8"X19	Rc3/8"X19			13.5	34	22		
5BT-08-06	G1/2"X14	Rc3/8"X19			16	39.5	27		
5BT-08	G1/2"X14	Rc1/2"X14			16	45	27		
5BT-10-08	G5/8"X14	Rc1/2"X14			17.5	43.5	30		
5BT-12-08	G3/4"X14	Rc1/2"X14			18.5	47.5	32		
5BT-12	G3/4"X14	Rc3/4"X14			18.5	49	36		
5BT-16-12	G1"X11	Rc3/4"X14			20.5	47.5	41		
5BT-16	G1"X11	Rc1"X11			20.5	57	41		
5BT-20	G1.1"X11	Rc1.1/4"X11			20.5	58.5	50		
5BT-24	G1.1/2"X11	Rc1.1/2"X11			23	61	55		

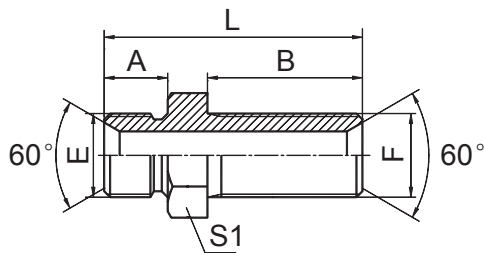
# 英管螺纹60° 锥面密封接头 BSP Thread 60° Cone Fittings



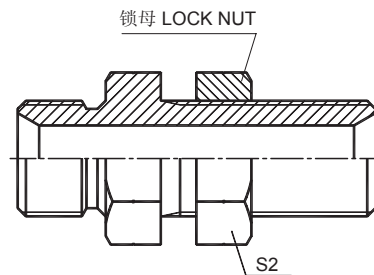
## 5GB

英管外螺纹O形圈 / 英管内螺纹 ISO 1179  
BSP MALE O-RING / BSP FEMALE ISO 1179

代号 PART NO.	螺纹 THREAD		O形圈 O-RING	尺寸 DIMENSIONS				
	E	F		E端	A	L	S1	
5GB-04	G1/4"X19	G1/4"X19	O111		11	32	19	
5GB-04-06	G1/4"X19	G3/8"X19	O111		11	35.5	22	
5GB-06	G3/8"X19	G3/8"X19	O113		11.5	36	24	
5GB-06-08	G3/8"X19	G1/2"X14	O113		11.5	41	27	
5GB-08	G1/2"X14	G1/2"X14	O115		14	41	27	
5GB-08-12	G1/2"X14	G3/4"X14	O115		14	44.5	36	
5GB-12	G3/4"X14	G3/4"X14	O119		15.5	44.5	36	
5GB-12-16	G3/4"X14	G1"X11	O119		15.5	50	41	
5GB-16-12	G1"X11	G3/4"X14	O217		18	45.5	41	
5GB-16	G1"X11	G1"X11	O217		18	52.5	41	



## 6B



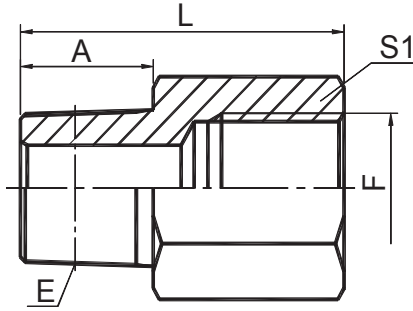
## 6B-LN

英管外螺纹60° 内锥过板接头  
BSP MALE 60° SEAT BULKHEAD

代号 PART NO.	螺纹 THREAD		尺寸 DIMENSIONS					
	E	F		A	B	L	S1	S2
6B-02	G1/8"X28	G1/8"X28		10	33	49	14	14
6B-04	G1/4"X19	G1/4"X19		12	35	53	19	19
6B-06	G3/8"X19	G3/8"X19		13.5	35	56.5	22	22
6B-08	G1/2"X14	G1/2"X14		16	39	65	27	27
6B-10	G5/8"X14	G5/8"X14		17.5	40	67.5	30	30
6B-12	G3/4"X14	G3/4"X14		18.5	42	71.5	32	32
6B-16	G1"X11	G1"X11		20.5	50	84	41	41
6B-20	G1.1/4"X11	G1.1/4"X11		20.5	52	89.5	50	50
6B-24	G1.1/2"X11	G1.1/2"X11		23	55	93	55	55
6B-32	G2"X11	G2"X11		25.5	55	97.5	70	70

注：如需带锁母整套订货，则请在代号后加“LN”，如6B-16LN，锁母代号为8B。Note: In case if you are interested to order the adapter in complete set with lock nut ,it is necessary to insert suffix "LN" after our part no.,for example 6B-16LN,The lock nut no. is 8B.

# 英管螺纹60° 锥面密封接头 BSP Thread 60° Cone Fittings

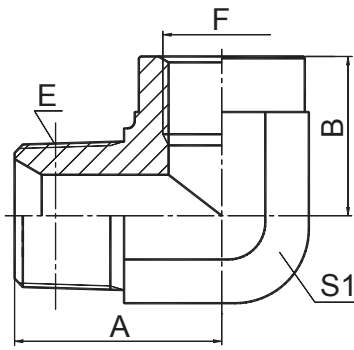


## 5NB

布锥管外螺纹 / 英管内螺纹  
NPT MALE / BSP FEMALE

代号 PART NO.	螺纹 THREAD		尺寸 DIMENSIONS					
	E	F	A	L	S1			
5NB-02	Z1/8"X27	G1/8"X28	10.5	27	14			
5NB-02-04	Z1/8"X27	G1/4"X19	10.5	32	19			
5NB-04	Z1/4"X18	G1/4"X19	15	35	19			
5NB-04-02	Z1/4"X18	G1/8"X28	15	32	17			
5NB-04-06	Z1/4"X18	G3/8"X19	15	37	22			
5NB-06	Z3/8"X18	G3/8"X19	16	38	22			
5NB-06-04	Z3/8"X18	G1/4"X19	16	30	19			
5NB-06-08	Z3/8"X18	G1/2"X14	16	41	27			
5NB-08	Z1/2"X14	G1/2"X14	19.5	46	27			
5NB-08-04	Z1/2"X14	G1/4"X19	19.5	27.5	22			
5NB-08-06	Z1/2"X14	G3/8"X19	19.5	40	22			
5NB-08-10	Z1/2"X14	G5/8"X14	19.5	48.5	36			
5NB-08-12	Z1/2"X14	G3/4"X14	19.5	48.5	32			
5NB-12	Z3/4"X14	G3/4"X14	19.5	48.5	36			
5NB-12-04	Z3/4"X14	G1/4"X19	19.5	30	30			
5NB-12-06	Z3/4"X14	G3/8"X19	19.5	29.5	27			
5NB-12-08	Z3/4"X14	G1/2"X14	19.5	32	27			
5NB-12-16	Z3/4"X14	G1"X11	19.5	53	41			
5NB-12-20	Z3/4"X14	G1.1/4"X11	19.5	54	50			
5NB-16	Z1"X11.5	G1"X11	25.5	59	41			
5NB-16-04	Z1"X11.5	G1/4"X19	25.5	37	36			
5NB-16-06	Z1"X11.5	G3/8"X19	25.5	37	36			
5NB-16-08	Z1"X11.5	G1/2"X14	25.5	37	36			
5NB-16-12	Z1"X11.5	G3/4"X14	25.5	37	36			
5NB-16-20	Z1"X11.5	G1.1/4"X11	25.5	60	50			
5NB-16-24	Z1"X11.5	G1.1/2"X11	25.5	62	55			
5NB-20	Z1.1/4"X11.5	G1.1/4"X11	26.5	61	50			
5NB-20-16	Z1.1/4"X11.5	G1"X11	26.5	42	46			
5NB-20-24	Z1.1/4"X11.5	G1.1/2"X11	26.5	63	55			
5NB-20-32	Z1.1/4"X11.5	G2"X11	26.5	67	70			
5NB-24	Z1.1/2"X11.5	G1.1/2"X11	27.5	62.5	55			
5NB-24-20	Z1.1/2"X11.5	G1.1/4"X11	27.5	58	50			
5NB-24-32	Z1.1/2"X11.5	G2"X11	27.5	68	70			
5NB-32	Z2"X11.5	G2"X11	27.5	66	70			
5NB-32-16	Z2"X11.5	G1"X11	27.5	46	65			
5NB-32-20	Z2"X11.5	G1.1/4"X11	27.5	44.5	65			
5NB-32-24	Z2"X11.5	G1.1/2"X11	27.5	44.5	65			

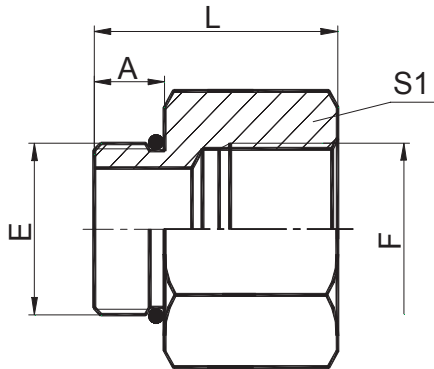
# 英管螺纹60° 锥面密封接头 BSP Thread 60° Cone Fittings



## 5TB9-SP

90° 英锥管外螺纹 / 英管内螺纹  
90° BSPT MALE / BSP FEMALE

代号 PART NO.	螺纹 THREAD		尺寸 DIMENSIONS					
	E	F	A	B	S1			
5TB9-02SP	R1/8"X28	G1/8"X28	24.5	20	16			
5TB9-04SP	R1/4"X19	G1/4"X19	28.5	22	19			
5TB9-06SP	R3/8"X19	G3/8"X19	33.5	26	24			
5TB9-08SP	R1/2"X14	G1/2"X14	40.5	31	30			
5TB9-12SP	R3/4"X14	G3/4"X14	47.5	37	33			
5TB9-16SP	R1"X11	G1"X11	56.5	43	41			

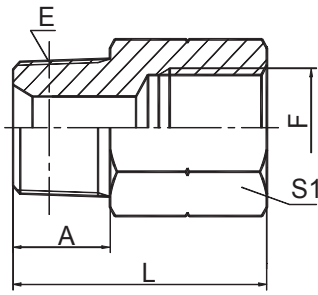


## 5OB

SAE外螺纹O形圈 / 英管内螺纹  
SAE MALE O-RING / BSP FEMALE

代号 PART NO.	螺纹 THREAD		O形圈 O-RING		尺寸 DIMENSIONS			
	E	F	E端		A	L	S1	
5OB-04	7/16"X20	G1/4"X19	O904		9.1	30	19	
5OB-06-04	9/16"X18	G1/4"X19	O906		9.9	30	19	
5OB-06	9/16"X18	G3/8"X19	O906		9.9	33	22	
5OB-08-06	3/4"X16	G3/8"X19	O908		11.1	35	24	
5OB-08	3/4"X16	G1/2"X14	O908		11.1	39	27	
5OB-10-08	7/8"X14	G1/2"X14	O910		12.7	40	27	
5OB-12-08	1.1/16"X12	G1/2"X14	O912		15.1	41.5	30	
5OB-12	1.1/16"X12	G3/4"X14	O912		15.1	44	32	
5OB-16-12	1.5/16"X12	G3/4"X14	O916		15.1	42	36	
5OB-16	1.5/16"X12	G1"X11	O916		15.1	48	41	
5OB-20	1.5/8"X12	G1.1/4"X11	O920		15.1	50	50	

# 英管螺纹60° 锥面密封接头 BSP Thread 60° Cone Fittings



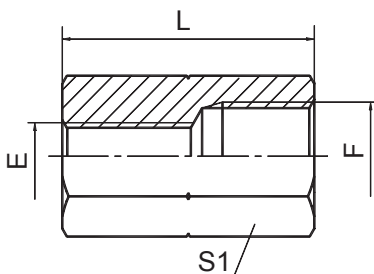
## 5TB-SP

英锥管外螺纹 / 英管内螺纹  
BSPT MALE / BSP FEMALE

代号 PART NO.	螺纹 THREAD		尺寸 DIMENSIONS				
	E	F	A	L	S1		
5TB-02-04SP	R1/8"X28	G1/4"X19	10	31.5	19		
5TB-04-06SP	R1/4"X19	G3/8"X19	14.5	38.5	22		
5TB-04SP	R1/4"X19	G1/4"X19	14.5	35	19		
5TB-06-04SP	R3/8"X19	G1/4"X19	15	36	19		
5TB-06-08SP	R3/8"X19	G1/2"X14	15	43	27		
5TB-06-12SP	R3/8"X19	G3/4"X14	15	44	36		
5TB-06SP	R3/8"X19	G3/8"X19	15	39	22		
5TB-08-06SP	R1/2"X14	G3/8"X19	20	44	22		
5TB-08-12SP	R1/2"X14	G3/4"X14	20	50	36		
5TB-08-16SP	R1/2"X14	G1"X11	20	52	41		
5TB-08SP	R1/2"X14	G1/2"X14	20	48	27		
5TB-12-08SP	R3/4"X14	G1/2"X14	20	48	30		
5TB-12-16SP	R3/4"X14	G1"X11	20	54.5	41		
5TB-12SP	R3/4"X14	G3/4"X14	20	49	36		
5TB-16-12SP	R1"X11	G3/4"X14	25.5	55	36		
5TB-16-20SP	R1"X11	G1.1/4"X11	25.5	61.5	50		
5TB-16SP	R1"X11	G1"X11	25.5	59	41		
5TB-20-08SP	R1.1/4"X11	G1/2"X14	26.5	39	46		
5TB-20-12SP	R1.1/4"X11	G3/4"X14	26.5	39	46		
5TB-20-24SP	R1.1/4"X11	G1.1/2"X11	26.5	63	55		
5TB-20SP	R1.1/4"X11	G1.1/4"X11	26.5	61.5	50		
5TB-24-16SP	R1.1/2"X11	G1"X11	26.5	40.5	55		
5TB-24-20SP	R1.1/2"X11	G1.1/4"X11	26.5	61	55		
5TB-24-32SP	R1.1/2"X11	G2"X11	26.5	65	70		
5TB-24SP	R1.1/2"X11	G1.1/2"X11	26.5	63	55		
5TB-32-24SP	R2"X11	G1.1/2"X11	30	61	65		

F

# 英管螺纹60° 锥面密封接头 BSP Thread 60° Cone Fittings

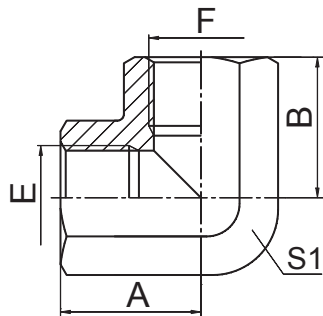


## 7B

英管内螺纹 ISO 1179  
BSP FEMALE ISO 1179

代号 PART NO.	螺 纹 THREAD		尺 寸 DIMENSIONS					
	E	F			L	S1		
7B-02	G1/8"X28	G1/8"X28			22	14		
7B-02-04	G1/8"X28	G1/4"X19			24	19		
7B-04	G1/4"X19	G1/4"X19			24	19		
7B-04-06	G1/4"X19	G3/8"X19			29	22		
7B-06	G3/8"X19	G3/8"X19			26	22		
7B-06-08	G3/8"X19	G1/2"X14			33	27		
7B-08	G1/2"X14	G1/2"X14			32	27		
7B-08-10	G1/2"X14	G5/8"X14			36	30		
7B-10	G5/8"X14	G5/8"X14			36	30		
7B-12	G3/4"X14	G3/4"X14			36	32		
7B-12-16	G3/4"X14	G1"X11			43	41		
7B-16	G1"X11	G1"X11			40	41		
7B-16-20	G1"X11	G1.1/4"X11			46	50		
7B-20	G1.1/4"X11	G1.1/4"X11			44	50		
7B-20-24	G1.1/4"X11	G1.1/2"X11			48	55		
7B-24	G1.1/2"X11	G1.1/2"X11			45	55		
7B-24-32	G1.1/2"X11	G2"X11			56	70		
7B-32	G2"X11	G2"X11			54	70		

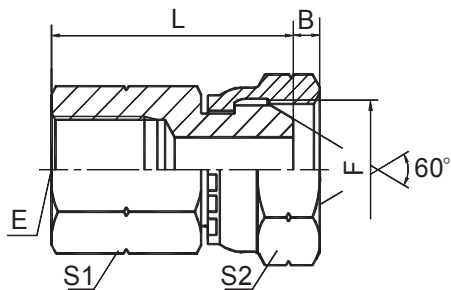
# 英管螺纹60° 锥面密封接头 BSP Thread 60° Cone Fittings



## 7B9-PK

90° 英管内螺纹 ISO 1179  
90° BSP FEMALE ISO 1179

代号 PART NO.	螺纹 THREAD		尺寸 DIMENSIONS				
	E	F	A	B	S1		
7B9-02PK	G1/8"X28	G1/8"X28	20	20	16		
7B9-04PK	G1/4"X19	G1/4"X19	22.5	22.5	19		
7B9-06PK	G3/8"X19	G3/8"X19	26	26	24		
7B9-08PK	G1/2"X14	G1/2"X14	31	31	27		
7B9-12PK	G3/4"X14	G3/4"X14	34	34	33		
7B9-16PK	G1"X11	G1"X11	42	42	41		
7B9-20PK	G1.1/4"X11	G1.1/4"X11	48	48	50		
7B9-24PK	G1.1/2"X11	G1.1/2"X11	53	53	60		
7B9-32PK	G2"X11	G2"X11	62	62	70		

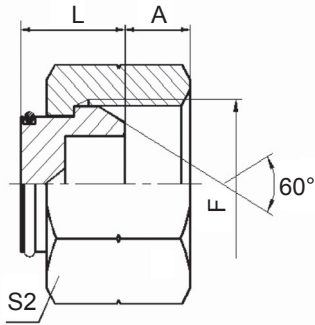


## 7B-S

英管内螺纹 / 英管内螺纹60° 外锥  
BSP FEMALE / BSP FEMALE 60° CONE

代号 PART NO.	螺纹 THREAD		尺寸 DIMENSIONS				
	E	F	B	L	S1	S2	
7B-02S	G1/8"X28	G1/8"X28	3.5	29	14	14	
7B-04S	G1/4"X19	G1/4"X19	5.5	32	19	19	
7B-04-06S	G1/4"X19	G3/8"X19	6.3	33	19	22	
7B-06S	G3/8"X19	G3/8"X19	6.3	36.5	22	22	
7B-06-04S	G3/8"X19	G1/4"X19	5.5	35.5	22	19	
7B-06-08S	G3/8"X19	G1/2"X14	7.5	37	22	27	
7B-08-06S	G1/2"X14	G3/8"X19	6.3	41.5	27	22	
7B-08S	G1/2"X14	G1/2"X14	7.5	42	27	27	
7B-08-10S	G1/2"X14	G5/8"X14	9.5	43.5	27	30	
7B-08-12S	G1/2"X14	G3/4"X14	10.9	42	27	32	
7B-10-08S	G5/8"X14	G1/2"X14	7.5	44	30	27	
7B-12-08S	G3/4"X14	G1/2"X14	7.5	44	32	27	
7B-12S	G3/4"X14	G3/4"X14	10.9	45.5	32	32	
7B-12-16S	G3/4"X14	G1"X11	11.7	47	36	41	
7B-16-12S	G1"X11	G3/4"X14	10.9	50	41	32	
7B-16S	G1"X11	G1"X11	11.7	51.5	41	41	
7B-20S	G1.1/4"X11	G1.1/4"X11	11	55.5	50	50	
7B-24S	G1.1/2"X11	G1.1/2"X11	13	57.5	55	55	
7B-32S	G2"X11	G2"X11	16	61	70	70	

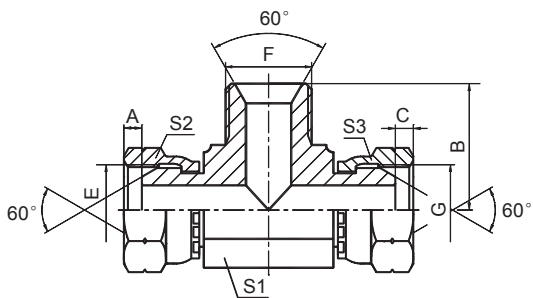
# 英管螺纹60° 锥面密封接头 BSP Thread 60° Cone Fittings



## 9B

英管内螺纹60° 外锥堵头  
BSP FEMALE 60° CONE PLUG

代号 PART NO.	螺纹 THREAD			尺寸 DIMENSIONS				
	E			A	L	S2		
9B-02	G1/8"X28			5.5	11.5	14		
9B-04	G1/4"X19			5.5	13.5	19		
9B-06	G3/8"X19			6.3	14.5	22		
9B-08	G1/2"X14			7.5	16	27		
9B-10	G5/8"X14			9.5	16.5	30		
9B-12	G3/4"X14			10.9	17.5	32		
9B-16	G1"X11			11.7	19	41		
9B-20	G1.1/4"X11			11	21.5	50		
9B-24	G1.1/2"X11			13	22	55		
9B-32	G2"X11			16	26.5	70		



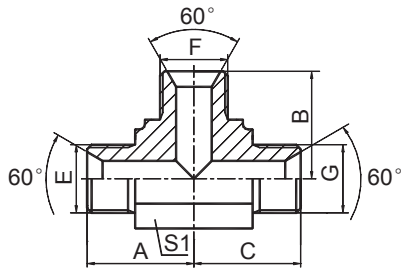
## EB

英管内螺纹 / 英管外螺纹 / 英管内螺纹  
BSP FEMALE / BSP MALE / BSP FEMALE

代号 PART NO.	螺纹 THREAD			尺寸 DIMENSIONS					
	E	F	G	A,C	B	S1	S2	S3	
EB-02	G1/8"X28	G1/8"X28	G1/8"X28	5.5	20	11	14	14	
EB-04	G1/4"X19	G1/4"X19	G1/4"X19	5.5	24.5	14	19	19	
EB-06	G3/8"X19	G3/8"X19	G3/8"X19	6.3	27.5	16	22	22	
EB-08	G1/2"X14	G1/2"X14	G1/2"X14	7.5	34.5	22	27	27	
EB-10	G5/8"X14	G5/8"X14	G5/8"X14	9.5	35	22	30	30	
EB-12	G3/4"X14	G3/4"X14	G3/4"X14	10.9	40	27	32	32	
EB-16	G1"X11	G1"X11	G1"X11	11.7	46	33	41	41	
EB-20	G1.1/4"X11	G1.1/4"X11	G1.1/4"X11	11	50.5	41	50	50	
EB-24	G1.1/2"X11	G1.1/2"X11	G1.1/2"X11	13	57.5	48	55	55	
EB-32	G2"X11	G2"X11	G2"X11	16	68	63	70	70	



# 英管螺纹60° 锥面密封接头 BSP Thread 60° Cone Fittings

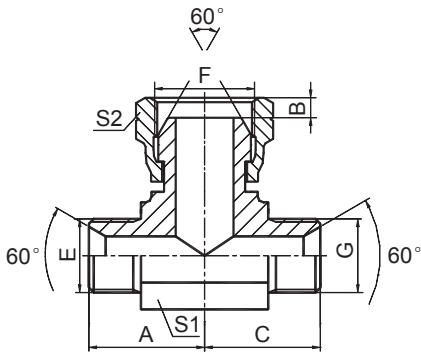


## AB

英管外螺纹60° 内锥三通  
BSP MALE 60° SEAT TEE

代号 PART NO.	螺纹 THREAD			尺寸 DIMENSIONS					
	E	F	G	A	B	C	S1		
AB-02	G1/8"X28	G1/8"X28	G1/8"X28	19.8	19.8	19.8	11		
AB-04	G1/4"X19	G1/4"X19	G1/4"X19	24.5	24.5	24.5	14		
AB-04-06-04	G1/4"X19	G3/8"X19	G1/4"X19	26.5	27.5	26.5	16		
AB-06-04-06	G3/8"X19	G1/4"X19	G3/8"X19	27.5	26.5	27.5	16		
AB-06	G3/8"X19	G3/8"X19	G3/8"X19	27.5	27.5	27.5	16		
AB-06-08-06	G3/8"X19	G1/2"X14	G3/8"X19	31	34.5	31	22		
AB-08-06-08	G1/2"X14	G3/8"X19	G1/2"X14	34.5	31	34.5	22		
AB-08	G1/2"X14	G1/2"X14	G1/2"X14	34.5	34.5	34.5	22		
AB-10	G5/8"X14	G5/8"X14	G5/8"X14	35	35	35	22		
AB-12	G3/4"X14	G3/4"X14	G3/4"X14	40	40	40	27		
AB-12-16-12	G3/4"X14	G1"X11	G3/4"X14	43.5	46	43.5	33		
AB-16-12-16	G1"X11	G3/4"X14	G1"X11	46	43.5	46	33		
AB-16	G1"X11	G1"X11	G1"X11	46	46	46	33		
AB-20	G1.1/4"X11	G1.1/4"X11	G1.1/4"X11	50.5	50.5	50.5	41		
AB-24	G1.1/2"X11	G1.1/2"X11	G1.1/2"X11	57.5	57.5	57.5	48		
AB-32	G2"X11	G2"X11	G2"X11	72.5	72.5	72.5	63		

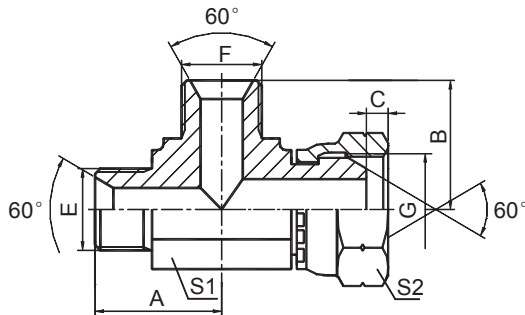
# 英管螺纹60° 锥面密封接头 BSP Thread 60° Cone Fittings



## BB

英管外螺纹60° 内锥 / 英管内螺纹60° 外锥三通  
 BSP MALE 60° SEAT / BSP FEMALE 60°  
 CONE BRANCH TEE

代号 PART NO.	螺纹 THREAD			尺寸 DIMENSIONS					
	E	F	G	A	B	C	S1	S2	
BB-02	G1/8"X28	G1/8"X28	G1/8"X28	19.8	5.5	19.8	11	14	
BB-04	G1/4"X19	G1/4"X19	G1/4"X19	24.5	5.5	24.5	14	19	
BB-06	G3/8"X19	G3/8"X19	G3/8"X19	27.5	6.3	27.5	16	22	
BB-08	G1/2"X14	G1/2"X14	G1/2"X14	34.5	7.5	34.5	22	27	
BB-12	G3/4"X14	G3/4"X14	G3/4"X14	40	10.9	40	27	32	
BB-16	G1"X11	G1"X11	G1"X11	46	11.7	46	33	41	
BB-20	G1.1/4"X11	G1.1/4"X11	G1.1/4"X11	50.5	11	50.5	41	50	
BB-24	G1.1/2"X11	G1.1/2"X11	G1.1/2"X11	57.5	13	57.5	48	55	
BB-32	G2"X11	G2"X11	G2"X11	72.5	16	72.5	63	70	

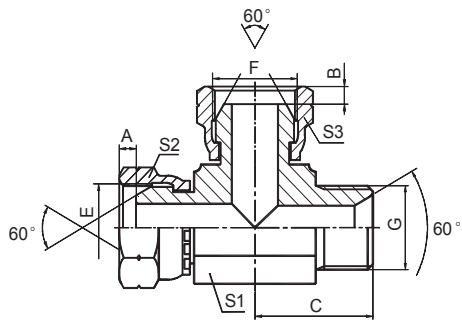


## CB

英管外螺纹60° 内锥 / 英管  
 内螺纹60° 外锥三通  
 BSP MALE 60° SEAT / BSP  
 FEMALE 60° CONE RUN TEE

代号 PART NO.	螺纹 THREAD			尺寸 DIMENSIONS					
	E	F	G	A	B	C	S1	S2	
CB-02	G1/8"X28	G1/8"X28	G1/8"X28	19.8	19.8	5.5	11	14	
CB-04	G1/4"X19	G1/4"X19	G1/4"X19	25	25	5.5	14	19	
CB-06	G3/8"X19	G3/8"X19	G3/8"X19	27.5	27.5	6.3	16	22	
CB-08	G1/2"X14	G1/2"X14	G1/2"X14	34.5	34.5	7.5	22	27	
CB-10	G5/8"X14	G5/8"X14	G5/8"X14	34.5	34.5	9.5	22	30	
CB-12	G3/4"X14	G3/4"X14	G3/4"X14	40	40	10.9	27	32	
CB-16	G1"X11	G1"X11	G1"X11	46	46	11.7	33	41	
CB-20	G1.1/4"X11	G1.1/4"X11	G1.1/4"X11	50.5	50.5	11	41	50	
CB-24	G1.1/2"X11	G1.1/2"X11	G1.1/2"X11	57.5	57.5	13	48	55	
CB-32	G2"X11	G2"X11	G2"X11	72.5	72.5	16	63	70	

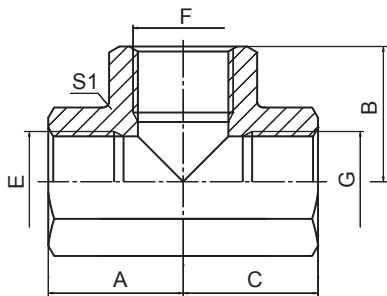
# 英管螺纹60° 锥面密封接头 BSP Thread 60° Cone Fittings



## FB

英管内螺纹 / 英管内螺纹 / 英管外螺纹  
BSP FEMALE / BSP FEMALE / BSP MALE

代号 PART NO.	螺纹 THREAD			尺寸 DIMENSIONS					
	E	F	G	A	B	C	S1	S2	S3
FB-02	G1/8"X28	G1/8"X28	G1/8"X28	5.5	5.5	20	11	14	14
FB-04	G1/4"X19	G1/4"X19	G1/4"X19	5.5	5.5	24.5	14	19	19
FB-06	G3/8"X19	G3/8"X19	G3/8"X19	6.3	6.3	27.5	16	22	22
FB-08	G1/2"X14	G1/2"X14	G1/2"X14	7.5	7.5	34.5	22	27	27
FB-10	G5/8"X14	G5/8"X14	G5/8"X14	9.5	9.5	35	22	30	30
FB-12	G3/4"X14	G3/4"X14	G3/4"X14	10.9	10.9	40	27	32	32
FB-12-08-12	G3/4"X14	G1/2"X14	G3/4"X14	10.9	7.5	40	27	32	27
FB-16	G1"X11	G1"X11	G1"X11	11.7	11.7	46	33	41	41
FB-20	G1.1/4"X11	G1.1/4"X11	G1.1/4"X11	11	11	50.5	41	50	50
FB-24	G1.1/2"X11	G1.1/2"X11	G1.1/2"X11	13	13	57.5	48	55	55
FB-32	G2"X11	G2"X11	G2"X11	16	16	72.5	63	70	70



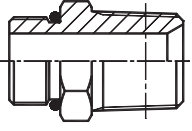
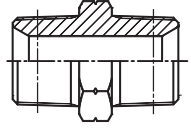
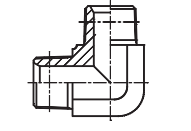
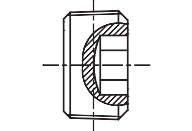
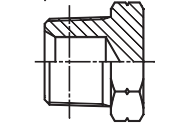
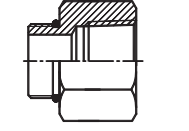
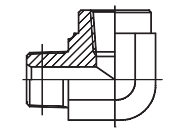
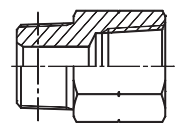
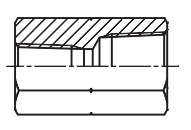
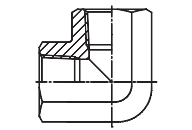
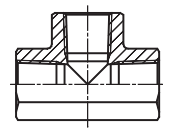
## GB-PK

英管内螺纹  
BSP FEMALE

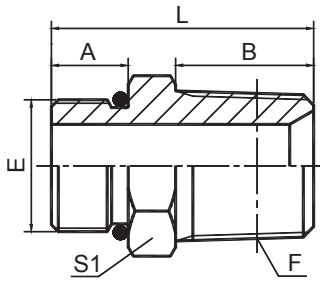
代号 PART NO.	螺纹 THREAD			尺寸 DIMENSIONS			
	E	F	G	A	B	C	S1
GB-02PK	G1/8"X28	G1/8"X28	G1/8"X28	20	20	20	16
GB-04PK	G1/4"X19	G1/4"X19	G1/4"X19	22.5	22.5	22.5	19
GB-06PK	G3/8"X19	G3/8"X19	G3/8"X19	26	26	26	24
GB-08PK	G1/2"X14	G1/2"X14	G1/2"X14	31	31	31	27
GB-12PK	G3/4"X14	G3/4"X14	G3/4"X14	34	34	34	33
GB-16PK	G1"X11	G1"X11	G1"X11	42	42	42	41
GB-20PK	G1.1/4"X11	G1.1/4"X11	G1.1/4"X11	48	48	48	50
GB-24PK	G1.1/2"X11	G1.1/2"X11	G1.1/2"X11	53	53	53	60
GB-32PK	G2"X11	G2"X11	G2"X11	62	62	62	70

# 英锥管螺纹BSPT接头 BSPT Thread Fittings

## 型号索引 Part NO. Index

 <p>10T-SP PG1</p>	 <p>1T-SP PG1</p>	 <p>1T9-SP PG2</p>	 <p>4TN-GM PG3</p>	 <p>4T-SP PG3</p>	 <p>50T PG4</p>
 <p>5T9-SP PG4</p>	 <p>5T-SP PG5</p>	 <p>7T PG6</p>	 <p>7T9-PK PG7</p>	 <p>GT-PK PG7</p>	

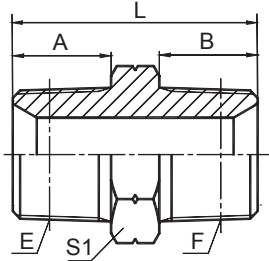
# 英锥管螺纹BSPT接头 BSPT Thread Fittings



## 1OT-SP

SAE外螺纹带O形圈 / 英锥管外螺纹  
SAE O-RING BOSS / BSPT MALE

代号 PART NO.	螺 纹 THREAD		O 形圈 O-RING		尺 寸 DIMENSIONS				
	E	F	E端		A	B	L	S1	
1OT-04SP	7/16"X20	R1/4"X19	O904		9.14	14.5	29.5	17	
1OT-06SP	9/16"X18	R3/8"X19	O906		9.93	15	30.5	19	
1OT-06-04SP	9/16"X18	R1/4"X19	O906		9.93	14.5	30	19	
1OT-08-04SP	3/4"X16	R1/4"X19	O908		11.13	14.5	33.5	22	
1OT-08-06SP	3/4"X16	R3/8"X19	O908		11.13	15	34	22	
1OT-08SP	3/4"X16	R1/2"X14	O908		11.13	20	38	22	
1OT-10-06SP	7/8"X14	R3/8"X19	O910		12.7	15	37.5	27	
1OT-10-08SP	7/8"X14	R1/2"X14	O910		12.7	20	42.5	27	
1OT-12-08SP	1.1/16"X12	R1/2"X14	O912		15.09	20	46	32	
1OT-12SP	1.1/16"X12	R3/4"X14	O912		15.09	20	46	32	
1OT-16-12SP	1.5/16"X12	R3/4"X14	O916		15.09	20	46	38	
1OT-16SP	1.5/16"X12	R1"X11	O916		15.09	25.5	51	38	
1OT-20-16SP	1.5/8"X12	R1"X11	O920		15.09	25.5	55.5	50	

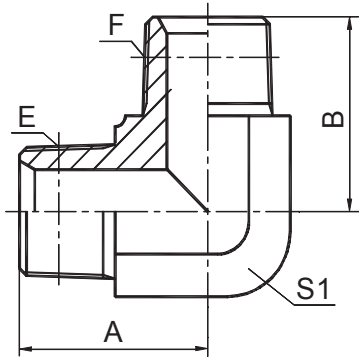


## 1T-SP

英锥管外螺纹  
BSPT MALE

代号 PART NO.	螺 纹 THREAD				尺 寸 DIMENSIONS				
	E	F			A	B	L	S1	
1T-02SP	R1/8"X28	R1/8"X28			10	10	26	12	
1T-02-04SP	R1/8"X28	R1/4"X19			10	14.5	30.5	14	
1T-02-06SP	R1/8"X28	R3/8"X19			10	15	31	17	
1T-04SP	R1/4"X19	R1/4"X19			14.5	14.5	34	14	
1T-04-06SP	R1/4"X19	R3/8"X19			14.5	15	35	17	
1T-04-08SP	R1/4"X19	R1/2"X14			15	20	43	22	
1T-06SP	R3/8"X19	R3/8"X19			15	15	36	17	
1T-06-08SP	R3/8"X19	R1/2"X14			15	20	43	22	
1T-08SP	R1/2"X14	R1/2"X14			20	20	46	22	
1T-08-12SP	R1/2"X14	R3/4"X14			20	20	48	27	
1T-12SP	R3/4"X14	R3/4"X14			20	20	48	27	
1T-12-16SP	R3/4"X14	R1"X11			20	25.5	55.5	36	
1T-16SP	R1"X11	R1"X11			25.5	25.5	61	36	
1T-16-20SP	R1"X11	R1.1/4"X11			25.5	26.5	64.5	46	
1T-20SP	R1.1/4"X11	R1.1/4"X11			26.5	26.5	65.5	46	
1T-20-24SP	R1.1/4"X11	R1.1/2"X11			26.5	26.5	67	50	
1T-24SP	R1.1/2"X11	R1.1/2"X11			26.5	26.5	67	50	
1T-24-32SP	R1.1/2"X11	R2"X11			26.5	30	71.5	65	
1T-32SP	R2"X11	R2"X11			30	30	75	65	

# 英锥管螺纹BSPT接头 BSPT Thread Fittings

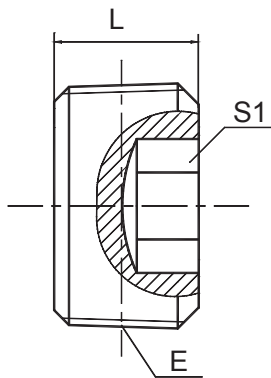


## 1T9-SP

90° 弯英锥管外螺纹  
90° ELBOW BSPT MALE

代号 PART NO.	螺纹 THREAD		尺寸 DIMENSIONS					
	E	F	A	B	S1			
1T9-02SP	R1/8"X28	R1/8"X28	21	21	11			
1T9-02-04SP	R1/8"X28	R1/4"X19	23.5	25.5	14			
1T9-04SP	R1/4"X19	R1/4"X19	25.5	25.5	14			
1T9-04-06SP	R1/4"X19	R3/8"X19	26.5	28.5	16			
1T9-04-08SP	R1/4"X19	R1/2"X14	30.5	36	22			
1T9-06SP	R3/8"X19	R3/8"X19	28.5	28.5	16			
1T9-06-08SP	R3/8"X19	R1/2"X14	32.5	36	22			
1T9-08SP	R1/2"X14	R1/2"X14	36	36	22			
1T9-08-12SP	R1/2"X14	R3/4"X14	39.5	43.5	27			
1T9-12SP	R3/4"X14	R3/4"X14	43.5	43.5	27			
1T9-12-16SP	R3/4"X14	R1"X11	48	50	33			
1T9-16SP	R1"X11	R1"X11	50	50	33			
1T9-16-20SP	R1"X11	R1.1/4"X11	56.5	57.5	41			
1T9-20SP	R1.1/4"X11	R1.1/4"X11	56.5	56.5	41			
1T9-24SP	R1.1/2"X11	R1.1/2"X11	62.5	62.5	48			
1T9-32SP	R2"X11	R2"X11	68	75	63			

# 英锥管螺纹BSPT接头 BSPT Thread Fittings

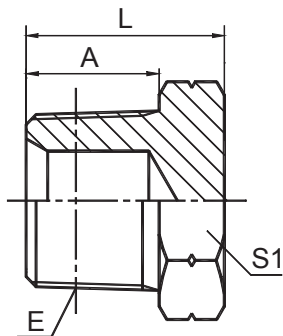


## 4TN-GM

英锥管外螺纹内六角堵头  
BSPT MALE HOLLOW HEX PLUG

代号 PART NO.	螺 纹 THREAD			尺 寸 DIMENSIONS				
	E			L	S1			
4TN-02GM	R1/8"X28			8	5			
4TN-04GM	R1/4"X19			9	6			
4TN-06GM	R3/8"X19			10	8			
4TN-08GM	R1/2"X14			12	10			
4TN-12GM	R3/4"X14			12	12			
4TN-16GM	R1"X11			17	17			

G

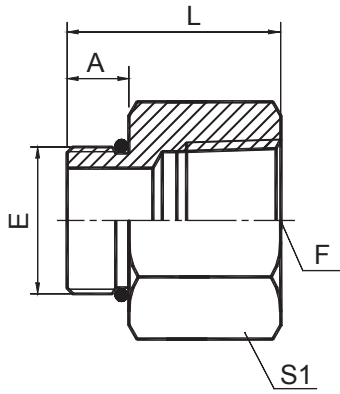


## 4T-SP

英锥管外螺纹堵头  
BSPT MALE PLUG

代号 PART NO.	螺 纹 THREAD			尺 寸 DIMENSIONS				
	E			A	L	S1		
4T-02SP	R1/8"X28			10	16	12		
4T-04SP	R1/4"X19			14.5	20	14		
4T-06SP	R3/8"X19			15	21	17		
4T-08SP	R1/2"X14			20	27	22		
4T-12SP	R3/4"X14			20	29	27		
4T-16SP	R1"X11			25.5	36.5	36		
4T-20SP	R1.1/4"X11			26.5	38.5	46		
4T-24SP	R1.1/2"X11			26.5	42	50		
4T-32SP	R2"X11			30	47	65		

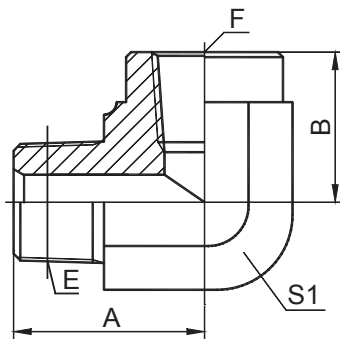
# 英锥管螺纹BSPT接头 BSPT Thread Fittings



## 50T

SAE外螺纹带O形圈 / 英锥管内螺纹  
SAE O-RING BOSS / BSPT FEMALE

代号 PART NO.	螺 纹 THREAD		O 形圈 O-RING		尺 寸 DIMENSIONS			
	E	F	E端		A	L	S1	
50T-04	7/16"X20	Rc1/4"X19	O904		9.1	30.5	19	
50T-04-02	7/16"X20	Rc1/8"X28	O904		9.1	26	17	
50T-06	9/16"X18	Rc3/8"X19	O906		9.9	32.5	22	
50T-06-04	9/16"X18	Rc1/4"X19	O906		9.9	31.5	19	
50T-08	3/4"X16	Rc1/2"X14	O908		11.1	40	30	
50T-08-02	3/4"X16	Rc1/8"X28	O908		11.1	22	22	
50T-08-04	3/4"X16	Rc1/4"X19	O908		11.1	32.5	22	
50T-08-06	3/4"X16	Rc3/8"X19	O908		11.1	34	22	
50T-10-06	7/8"X14	Rc3/8"X19	O910		12.7	35.5	27	
50T-10-08	7/8"X14	Rc1/2"X14	O910		12.7	41.5	30	
50T-12-06	1.1/16"X12	Rc3/8"X19	O912		15.1	30.5	32	
50T-12-08	1.1/16"X12	Rc1/2"X14	O912		15.1	42	32	
50T-16	1.5/16"X12	Rc1"X11	O916		15.1	51.5	41	
50T-16-08	1.5/16"X12	Rc1/2"X14	O916		15.1	42	38	
50T-16-12	1.5/16"X12	Rc3/4"X14	O916		15.1	43	38	



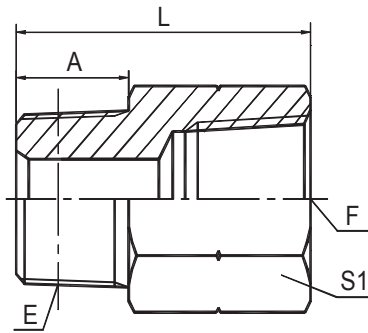
## 5T9-SP

90° 弯英锥管外螺纹 / 英锥管内螺纹  
90° ELBOW BSPT MALE / BSPT FEMALE

代号 PART NO.	螺 纹 THREAD				尺 寸 DIMENSIONS			
	E	F			A	B	S1	
5T9-02SP	R1/8"X28	Rc1/8"X28			24.5	23	16	
5T9-04SP	R1/4"X19	Rc1/4"X19			28.5	25	19	
5T9-06SP	R3/8"X19	Rc3/8"X19			33.5	25	24	
5T9-08SP	R1/2"X14	Rc1/2"X14			40.8	31.5	30	
5T9-12SP	R3/4"X14	Rc3/4"X14			47.5	37	33	
5T9-16SP	R1"X11	Rc1"X11			56.5	43	41	
5T9-20SP	R1.1/4"X11	Rc1.1/4"X11			61	50	48	
5T9-24SP	R1.1/2"X11	Rc1.1/2"X11			75	55	63	



# 英锥管螺纹BSPT接头 BSPT Thread Fittings



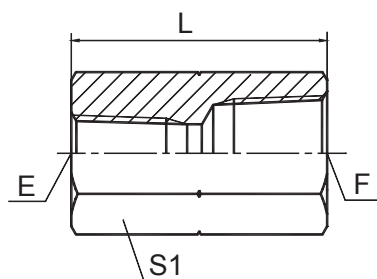
## 5T-SP

英锥管外螺纹 / 英锥管内螺纹  
BSPT MALE / BSPT FEMALE

代号 PART NO.	螺纹 THREAD		尺寸 DIMENSIONS						
	E	F			A	L	S1		
5T-02-04SP	R1/8"X28	Rc1/4"X19			11	32.5	19		
5T-04-02SP	R1/4"X19	Rc1/8"X28			14.5	20.5	14		
5T-04SP	R1/4"X19	Rc1/4"X19			14.5	36	19		
5T-04-06SP	R1/4"X19	Rc3/8"X19			14.5	38	22		
5T-06-02SP	R3/8"X19	Rc1/8"X28			15	23	19		
5T-06-04SP	R3/8"X19	Rc1/4"X19			15	23	19		
5T-06SP	R3/8"X19	Rc3/8"X19			15	38.5	22		
5T-06-08SP	R3/8"X19	Rc1/2"X14			15	44	27		
5T-08-04SP	R1/2"X14	Rc1/4"X19			20	30	24		
5T-08-06SP	R1/2"X14	Rc3/8"X19			20	30	24		
5T-08SP	R1/2"X14	Rc1/2"X14			20	49	27		
5T-08-12SP	R1/2"X14	Rc3/4"X14			20	51	36		
5T-12-06SP	R3/4"X14	Rc3/8"X19			20	31	30		
5T-12-08SP	R3/4"X14	Rc1/2"X14			20	31	30		
5T-12SP	R3/4"X14	Rc3/4"X14			20	51	36		
5T-12-16SP	R3/4"X14	Rc1"X11			20	56.5	41		
5T-16-08SP	R1"X11	Rc1/2"X14			25.5	37	36		
5T-16-12SP	R1"X11	Rc3/4"X14			25.5	37	36		
5T-16SP	R1"X11	Rc1"X11			25.5	59	41		
5T-16-20SP	R1"X11	Rc1.1/4"X11			25.5	64	50		
5T-20-12SP	R1.1/4"X11	Rc3/4"X14			26.5	38	46		
5T-20-16SP	R1.1/4"X11	Rc1"X11			26.5	38	46		
5T-20SP	R1.1/4"X11	Rc1.1/4"X11			26.5	64	50		
5T-24-16SP	R1.1/2"X11	Rc1"X11			26.5	41	50		
5T-24-20SP	R1.1/2"X11	Rc1.1/4"X11			26.5	41	50		
5T-32-20SP	R2"X11	Rc1.1/4"X11			30	45	65		
5T-32-24SP	R2"X11	Rc1.1/2"X11			30	45	65		

G

# 英锥管螺纹BSPT接头 BSPT Thread Fittings

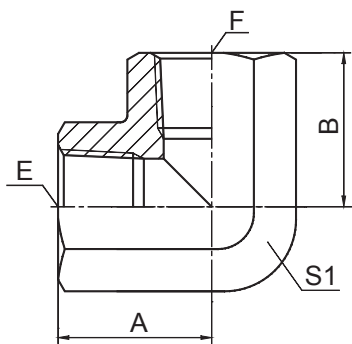


## 7T

英锥管内螺纹  
BSPT FEMALE

代号 PART NO.	螺 纹 THREAD		尺 寸 DIMENSIONS						
	E	F			L	S1			
7T-02	Rc1/8"X28	Rc1/8"X28			20	14			
7T-02-04	Rc1/8"X28	Rc1/4"X19			30	19			
7T-04	Rc1/4"X19	Rc1/4"X19			30	19			
7T-04-06	Rc1/4"X19	Rc3/8"X19			30	22			
7T-04-08	Rc1/4"X19	Rc1/2"X14			40	27			
7T-06	Rc3/8"X19	Rc3/8"X19			30	22			
7T-06-08	Rc3/8"X19	Rc1/2"X14			40	27			
7T-06-12	Rc3/8"X19	Rc3/4"X14			37	36			
7T-08	Rc1/2"X14	Rc1/2"X14			40	27			
7T-08-12	Rc1/2"X14	Rc3/4"X14			42	36			
7T-12	Rc3/4"X14	Rc3/4"X14			42	36			
7T-12-16	Rc3/4"X14	Rc1"X11			50	41			
7T-16	Rc1"X11	Rc1"X11			50	41			
7T-16-20	Rc1"X11	Rc1.1/4"X11			52	50			
7T-20	Rc1.1/4"X11	Rc1.1/4"X11			55	50			
7T-24	Rc1.1/2"X11	Rc1.1/2"X11			55	55			
7T-32	Rc2"X11	Rc2"X11			65	70			

# 英锥管螺纹BSPT接头 BSPT Thread Fittings

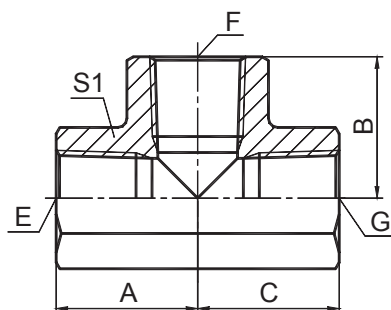


## 7T9-PK

90° 弯英锥管内螺纹  
90° ELBOW BSPT FEMALE

代号 PART NO.	螺 纹 THREAD		尺 寸 DIMENSIONS				
	E	F	A	B	S1		
7T9-02PK	Rc1/8"X28	Rc1/8"X28	20	20	16		
7T9-02-04PK	Rc1/8"X28	Rc1/4"X19	20	22.5	19		
7T9-04PK	Rc1/4"X19	Rc1/4"X19	22.5	22.5	19		
7T9-06PK	Rc3/8"X19	Rc3/8"X19	26	26	24		
7T9-08PK	Rc1/2"X14	Rc1/2"X14	31	31	27		
7T9-12PK	Rc3/4"X14	Rc3/4"X14	34	34	33		
7T9-16PK	Rc1"X11	Rc1"X11	42	42	41		
7T9-20PK	Rc1.1/4"X11	Rc1.1/4"X11	48	48	50		
7T9-24PK	Rc1.1/2"X11	Rc1.1/2"X11	53	53	60		
7T9-32PK	Rc2"X11	Rc2"X11	62	62	70		

G



## GT-PK

英锥管内螺纹三通  
BSPT FEMALE TEE

代号 PART NO.	螺 纹 THREAD			尺 寸 DIMENSIONS				
	E	F	G	A	B	C	S1	
GT-02PK	Rc1/8"X28	Rc1/8"X28	Rc1/8"X28	20	20	20	16	
GT-04PK	Rc1/4"X19	Rc1/4"X19	Rc1/4"X19	22.5	22.5	22.5	19	
GT-06PK	Rc3/8"X19	Rc3/8"X19	Rc3/8"X19	26	26	26	24	
GT-08PK	Rc1/2"X14	Rc1/2"X14	Rc1/2"X14	31	31	31	27	
GT-12PK	Rc3/4"X14	Rc3/4"X14	Rc3/4"X14	34	34	34	33	
GT-16PK	Rc1"X11	Rc1"X11	Rc1"X11	42	42	42	41	
GT-20PK	Rc1.1/4"X11	Rc1.1/4"X11	Rc1.1/4"X11	48	48	48	50	
GT-24PK	Rc1.1/2"X11	Rc1.1/2"X11	Rc1.1/2"X11	53	53	53	60	
GT-32K	Rc2"X11	Rc2"X11	Rc2"X11	62	62	62	70	

# 美制螺纹接头 American Thread Fittings

美制螺纹JIC 74° 锥面扩口接头  
JIC 74° Cone Flared Tube Fittings

H

美制螺纹O型圈平面密封接头  
ORFS Fittings

I

美制锥管螺纹NPT接头  
NPT Thread Fittings

J

美制螺纹NPSM接头  
NPSM Fittings

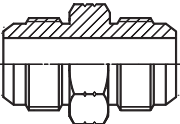
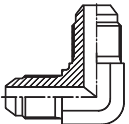
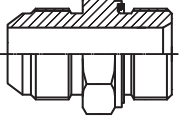
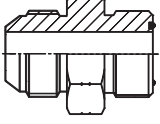
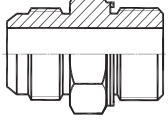
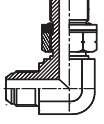
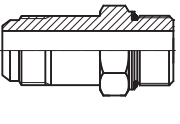
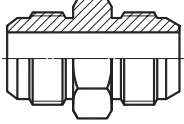
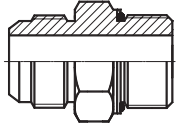
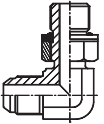
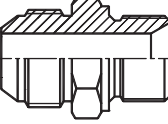
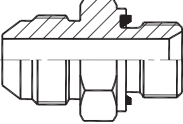
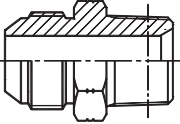
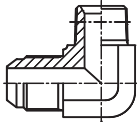
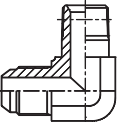
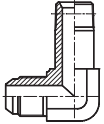
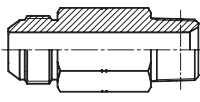
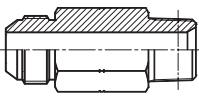

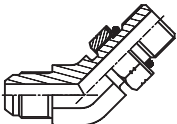

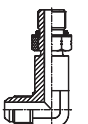
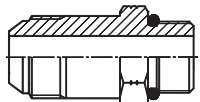
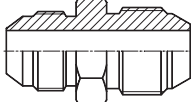
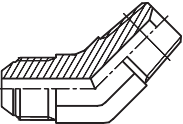
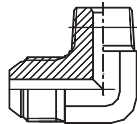
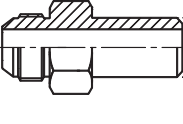
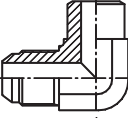
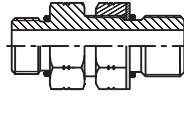
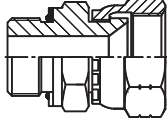
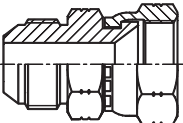
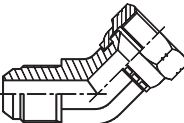
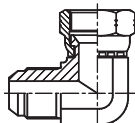
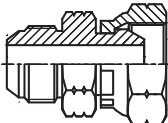
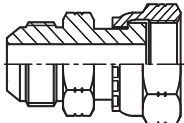
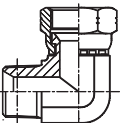
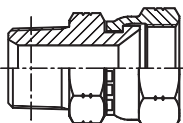
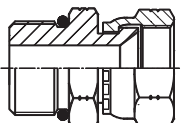


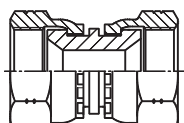

K

美制SAE外螺纹90° 外锥接头  
SAE Male 90° Cone Fittings

L


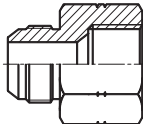

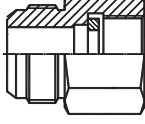
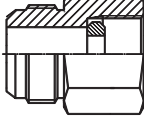
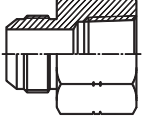
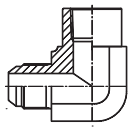
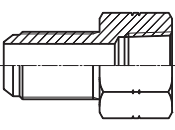
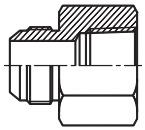
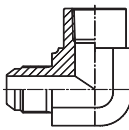
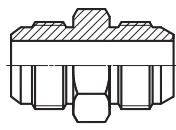
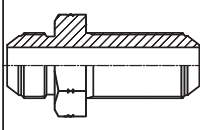

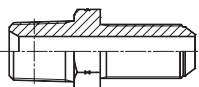
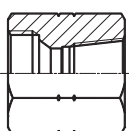


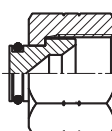
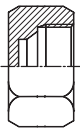
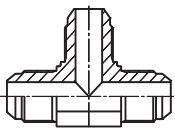
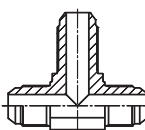
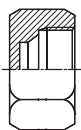

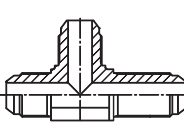
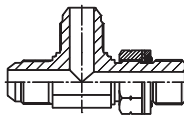
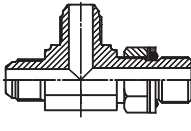
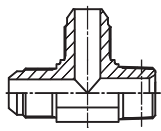
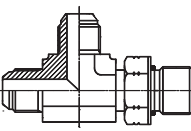
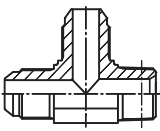
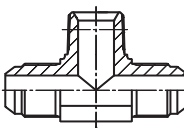
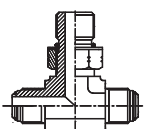
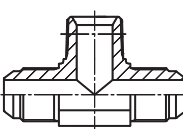
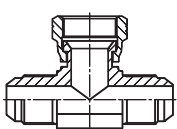
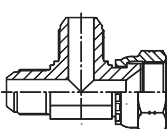
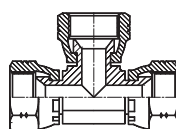
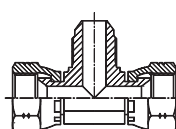
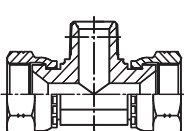
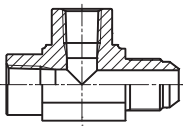
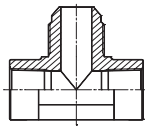
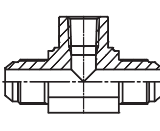
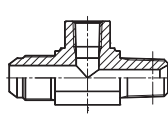
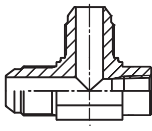
# 美制螺纹JIC 74° 锥面扩口接头 JIC 74° Cone Flared Tube Fittings

## 型号索引 Part NO. Index

 1J PH1	 1J9 PH2	 1JB-WD PH3	 1JF PH4	 1JG PH5	 1JG9-OG PH6
 1JG-L PH7	 1JK PH7	 1JH PH8	 1JH9-OG PH9	 1JM PH10	 1JM-WD PH11
 1JN PH12	 1JN9 PH13	 1JN9-L PH14	 1JN9-LL PH14	 1JN-L PH15	 1JN-LL PH15
 1JO PH16	 1JO4-OG PH17	 1JO9-OG PH18	 1JO9-OG/L PH19	 1JO-L PH19	 1JS PH20
 1JT4-SP PH21	 1JT9-SP PH22	 1JW PH23	 1JW9-IN PH23	 1O-OG PH24	 2GJ PH24
 2J PH25	 2J4 PH26	 2J9 PH27	 2JB PH28	 2JF PH29	 2NJ9 PH29
 2NJ PH30	 2OJ PH31	 2TJ-SP PH32	 4ON PH32	 3J PH33	 4J PH34

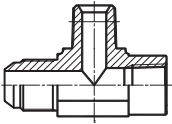
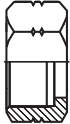
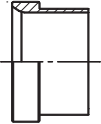
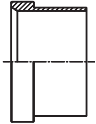
# 美制螺纹JIC 74° 锥面扩口接头 JIC 74° Cone Flared Tube Fittings

## 型号索引 Part NO. Index

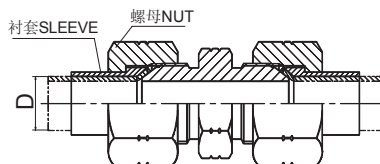
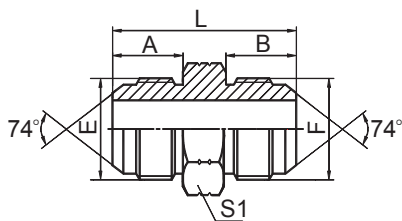
 4O PH34	 5J PH35	 5JB PH36	 5JB-G PH37	 5JB-GDK PH37	 5JN PH38
 5JN9 PH38	 5JN-BH PH39	 5JT PH40	 5JT9 PH40	 5O PH41	 6J PH42
 6J9 PH43	 6NJ PH44	 7JN PH44	 8J PH45	 8J-OG PH45	 9J PH46
 9J-CAP PH46	 AJ PH47	 AJ6JJ PH48	 AJGJ-OG PH48	 AJHJ-OG PH49	 AJJ6J PH50
 AJJG-OG PH50	 AJJH-OG PH51	 AJJN PH52	 AJJO-OG PH53	 AJJT-SP PH54	 AJNJ PH54
 AJOJ-OG PH55	 AJTJ-SP PH56	 BJ PH56	 CJ PH57	 DJ PH57	 EJ PH58
 EJNJ PH58	 HNNJ PH59	 JNJN PH59	 KJNJ PH60	 KJNN PH60	 LJJN PH61

# 美制螺纹JIC 74° 锥面扩口接头 JIC 74° Cone Flared Tube Fittings

型号索引 Part NO. Index

 <p>LJNN PH62</p>	 <p>NB200 PH62</p>	 <p>NB300 PH63</p>	 <p>NB500 PH63</p>		

# 美制螺纹JIC 74° 锥面扩口接头 JIC 74° Cone Flared Tube Fittings



美制JIC外螺纹74° 外锥  
JIC MALE 74° CONE

## 1J

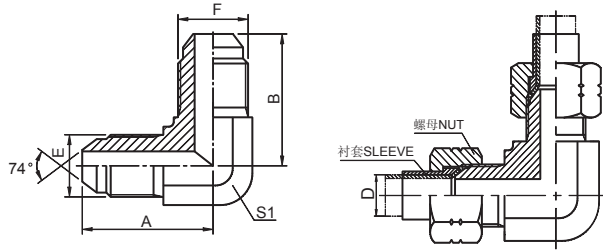
代号 PART NO.	螺纹 THREAD		尺寸 DIMENSIONS				
	E	F	A	B	L	S1	
1J-02	5/16"X 24	5/16"X 24	11.4	11.4	29	12	
1J-02-03	5/16"X 24	3/8"X 24	11.4	12.2	29.5	12	
1J-03	3/8"X 24	3/8"X 24	12.2	12.2	30.5	12	
1J-04	7/16"X 20	7/16"X 20	14	14	34	12	
1J-04-05	7/16"X 20	1/2"X 20	14	14	34	14	
1J-04-06	7/16"X 20	9/16"X 18	14	14.1	34.1	17	
1J-04-08	7/16"X 20	3/4"X 16	14	16.7	38.5	22	
1J-05	1/2"X 20	1/2"X 20	14	14	34	14	
1J-05-06	1/2"X 20	9/16"X 18	14	14.1	34	17	
1J-05-08	1/2"X 20	3/4"X 16	14	16.7	38.5	22	
1J-05-10	1/2"X 20	7/8"X 14	14	19.3	41	24	
1J-06	9/16"X 18	9/16"X 18	14.1	14.1	34.2	17	
1J-06-08	9/16"X 18	3/4"X 16	14.1	16.7	38.5	22	
1J-06-10	9/16"X 18	7/8"X 14	14.1	19.3	41.5	24	
1J-06-12	9/16"X 18	1.1/16"X 12	14.1	21.9	46	30	
1J-08	3/4"X 16	3/4"X 16	16.7	16.7	42	22	
1J-08-10	3/4"X 16	7/8"X 14	16.7	19.3	44	24	
1J-08-12	3/4"X 16	1.1/16"X 12	16.7	21.9	48.5	30	
1J-08-16	3/4"X 16	1.5/16"X 12	16.7	23.1	51	36	
1J-10	7/8"X 14	7/8"X 14	19.3	19.3	46.5	24	
1J-10-12	7/8"X 14	1.1/16"X 12	19.3	21.9	51	30	
1J-10-16	7/8"X 14	1.5/16"X 12	19.3	23.1	53.5	36	
1J-12	1.1/16"X 12	1.1/16"X 12	21.9	21.9	54	30	
1J-12-14	1.1/16"X 12	1.3/16"X 12	21.9	22.6	55.5	32	
1J-12-16	1.1/16"X 12	1.5/16"X 12	21.9	23.1	56	36	
1J-14	1.3/16"X 12	1.3/16"X 12	22.6	22.6	56	32	
1J-14-16	1.3/16"X 12	1.5/16"X 12	22.6	23.1	56.5	36	
1J-16	1.5/16"X 12	1.5/16"X 12	23.1	23.1	57	36	
1J-16-20	1.5/16"X 12	1.5/8"X 12	23.1	24.3	60.5	46	
1J-16-24	1.5/16"X 12	1.7/8"X 12	23.1	27.5	65.5	50	
1J-20	1.5/8"X 12	1.5/8"X 12	24.3	24.3	61	46	
1J-20-24	1.5/8"X 12	1.7/8"X 12	24.3	27.5	67	50	
1J-20-32	1.5/8"X 12	2.1/2"X 12	24.3	33.9	75	65	
1J-24	1.7/8"X 12	1.7/8"X 12	27.5	27.5	69	50	
1J-24-32	1.7/8"X 12	2.1/2"X 12	27.5	33.9	78.5	65	
1J-32	2.1/2"X 12	2.1/2"X 12	33.9	33.9	85	65	

注：螺母及衬套需另行订货。管子直径D为公制时，配用螺母及衬套分别选用NB200、NB500。管子直径为英制时，配用螺母及衬套分别选用NB200、NB300。 Note: Nut and sleeve should be ordered separately. The nut NB200 and sleeve NB500 is suitable for metric tube, the nut NB200 and sleeve NB300 is suitable for inch tube.

H



# 美制螺纹JIC 74° 锥面扩口接头 JIC 74° Cone Flared Tube Fittings



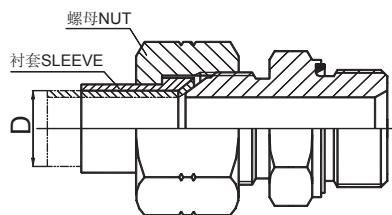
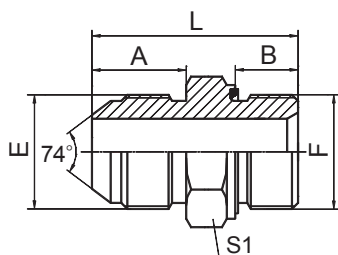
90° 弯美制JIC外螺纹74° 外锥  
90° ELBOW JIC MALE 74° CONE

## 1J9

代号 PART NO.	螺 纹 THREAD		尺 寸 DIMENSIONS					
	E	F		A	B	S1		
1J9-02	5/16"X24	5/16"X24		20.5	20.5	11		
1J9-03	3/8"X24	3/8"X24		22	22	11		
1J9-04	7/16"X20	7/16"X20		24.5	24.5	11		
1J9-05	1/2"X20	1/2"X20		26.6	26.6	14		
1J9-05-06	1/2"X20	9/16"X18		26.6	26.9	14		
1J9-06	9/16"X18	9/16"X18		26.9	26.9	14		
1J9-06-08	9/16"X18	3/4"X16		30	32	19		
1J9-06-10	9/16"X18	7/8"X14		32	37.8	22		
1J9-08	3/4"X16	3/4"X16		32	32	19		
1J9-08-10	3/4"X16	7/8"X14		34.8	37.8	22		
1J9-10	7/8"X14	7/8"X14		37.8	37.8	22		
1J9-10-12	7/8"X14	1.1/16"X12		41	44.2	27		
1J9-12	1.1/16"X12	1.1/16"X12		44.2	44.2	27		
1J9-14	1.3/16"X12	1.3/16"X12		47.5	47.5	30		
1J9-16	1.5/16"X12	1.5/16"X12		49	49	33		
1J9-20	1.5/8"X12	1.5/8"X12		55.5	55.5	41		
1J9-24	1.7/8"X12	1.7/8"X12		62.5	62.5	48		
1J9-32	2.1/2"X12	2.1/2"X12		78	78	63		

注：螺母及衬套需另行订货。管子直径D为公制时，配用螺母及衬套分别选用NB200、NB500。管子直径为英制时，配用螺母及衬套分别选用NB200、NB300。Note: Nut and sleeve should be ordered separately. The nut NB200 and sleeve NB500 is suitable for metric tube, the nut NB200 and sleeve NB300 is suitable for inch tube.

# 美制螺纹JIC 74° 锥面扩口接头 JIC 74° Cone Flared Tube Fittings



JIC外螺纹74° 外  
锥 / 英管外螺纹胶垫密封  
JIC MALE 74°  
CONE / BSP MALE CAPTIVE SEAL

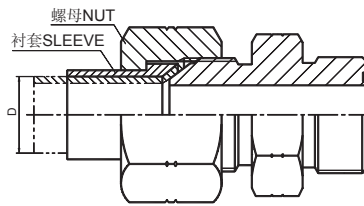
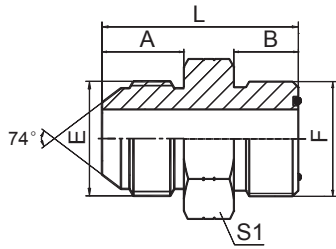
## 1JB-WD

代号 PART NO.	螺 纹 THREAD		胶 垫 CAPTIVE	尺 寸 DIMENSIONS				
	E	F		F端	A	B	L	S1
1JB-04-02WD	7/16"X20	G1/8"X28		WD-B02	14	8	29.5	14
1JB-04WD	7/16"X20	G1/4"X19		WD-B04	14	12	34	19
1JB-04-06WD	7/16"X20	G3/8"X19		WD-B06	14	12	34.5	22
1JB-04-08WD	7/16"X20	G1/2"X14		WD-B08	14	14	41	27
1JB-05-04WD	1/2"X20	G1/4"X19		WD-B04	14	12	34	19
1JB-05-06WD	1/2"X20	G3/8"X19		WD-B06	14	12	34.5	22
1JB-06-02WD	9/16"X18	G1/8"X28		WD-B02	14.1	8	29.5	17
1JB-06-04WD	9/16"X18	G1/4"X19		WD-B04	14.1	12	34	19
1JB-06WD	9/16"X18	G3/8"X19		WD-B06	14.1	12	34.5	22
1JB-06-08WD	9/16"X18	G1/2"X14		WD-B08	14.1	14	41	27
1JB-08-04WD	3/4"X16	G1/4"X19		WD-B04	16.7	12	37	22
1JB-08-06WD	3/4"X16	G3/8"X19		WD-B06	16.7	12	37.5	22
1JB-08WD	3/4"X16	G1/2"X14		WD-B08	16.7	14	43.5	27
1JB-10-08WD	7/8"X14	G1/2"X14		WD-B08	19.3	14	46.5	27
1JB-10-12WD	7/8"X14	G3/4"X14		WD-B12	19.3	16	47.5	32
1JB-12-08WD	1.1/16"X12	G1/2"X14		WD-B08	21.9	14	48.5	30
1JB-12WD	1.1/16"X12	G3/4"X14		WD-B12	21.9	16	50	32
1JB-12-16WD	1.1/16"X12	G1"X11		WD-B16	21.9	18	56	41
1JB-16-12WD	1.5/16"X12	G3/4"X14		WD-B12	23.1	16	53	36
1JB-16WD	1.5/16"X12	G1"X11		WD-B16	23.1	18	57	41
1JB-16-20WD	1.5/16"X12	G1.1/4"X11		WD-B20	23.1	20	61	50
1JB-20-16WD	1.5/8"X12	G1"X11		WD-B16	24.3	18	58	46
1JB-20WD	1.5/8"X12	G1.1/4"X11		WD-B20	24.3	20	62	50
1JB-20-24WD	1.5/8"X12	G1.1/2"X11		WD-B24	24.3	22	64	55
1JB-24-20WD	1.7/8"X12	G1.1/4"X11		WD-B20	27.5	20	65.5	50
1JB-24WD	1.7/8"X12	G1.1/2"X11		WD-B24	27.5	22	67.5	55

注：螺母及衬套需另行订货。管子直径D为公制时，配用螺母及衬套分别选用NB200、NB500。管子直径为英制时，配用螺母及衬套分别选用NB200、NB300。Note: Nut and sleeve should be ordered separately. The nut NB200 and sleeve NB500 is suitable for metric tube, the nut NB200 and sleeve NB300 is suitable for inch tube.

H

# 美制螺纹JIC 74° 锥面扩口接头 JIC 74° Cone Flared Tube Fittings



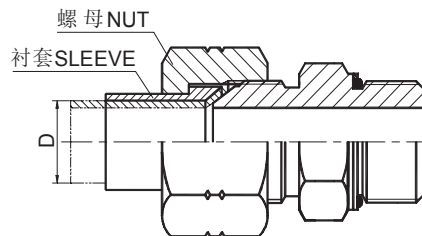
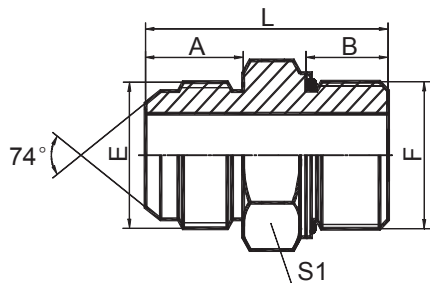
**1JF**

美制JIC外螺纹74° 外锥 / ORFS外螺纹  
JIC MALE 74° CONE / ORFS MALE

代 号 PART NO.	螺 纹 THREAD		O形圈 O-RING		尺 寸 DIMENSIONS				
	E	F		F端	A	B	L	S1	
1JF-04	7/16"X20	9/16"X18		O011	14	9.8	29.5	17	
1JF-05-04	1/2"X20	9/16"X18		O011	14	9.8	29.5	17	
1JF-05-06	1/2"X20	11/16"X16		O012	14	11.2	31.5	19	
1JF-06-04	9/16"X18	9/16"X18		O011	14.1	9.8	30	17	
1JF-06	9/16"X18	11/16"X16		O012	14.1	11.2	31	19	
1JF-08-06	3/4"X16	11/16"X16		O012	16.7	11.2	36	22	
1JF-08	3/4"X16	13/16"X16		O014	16.7	12.8	37.5	22	
1JF-10-08	7/8"X14	13/16"X16		O014	19.3	12.8	40	24	
1JF-10	7/8"X14	1"X14		O016	19.3	15.5	44.5	27	
1JF-12-10	1.1/16"X12	1"X14		O016	21.9	15.5	47.5	30	
1JF-12	1.1/16"X12	1.3/16"X12		O018	21.9	17	50	32	
1JF-16-12	1.5/16"X12	1.3/16"X12		O018	23.1	17	51	36	
1JF-16	1.5/16"X12	1.7/16"X12		O021	23.1	17.5	51.5	38	
1JF-20-16	1.5/8"X12	1.7/16"X12		O021	24.3	17.5	54.5	46	
1JF-20	1.5/8"X12	1.11/16"X12		O025	24.3	17.5	54.5	46	
1JF-24-20	1.7/8"X12	1.11/16"X12		O025	27.5	17.5	60	50	
1JF-24	1.7/8"X12	2"X12		O029	27.5	17.5	60	55	

注：螺母及衬套需另行订货。管子直径D为公制时，配用螺母及衬套分别选用NB200、NB500。管子直径为英制时，配用螺母及衬套分别选用NB200、NB300。 Note: Nut and sleeve should be ordered separately. The nut NB200 and sleeve NB500 is suitable for metric tube, the nut NB200 and sleeve NB300 is suitable for inch tube.

# 美制螺纹JIC 74° 锥面扩口接头 JIC 74° Cone Flared Tube Fittings



## 1JG

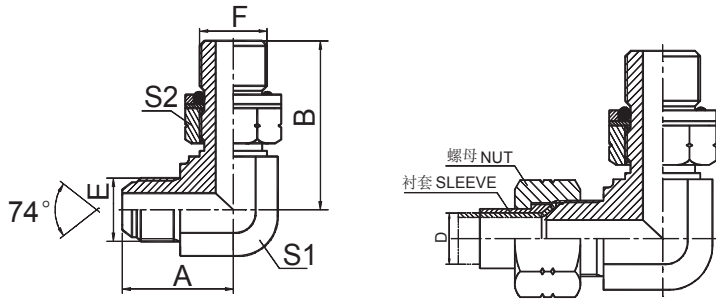
美制JIC外螺纹74° 外锥 / 英管外螺纹O形圈  
JIC MALE 74° CONE / BSP MALE O-RING

代号 PART NO.	螺纹 THREAD		O形圈 O-RING		尺寸 DIMENSIONS				
	E	F		F端	A	B	L	S1	
1JG-04-02	7/16"X20	G1/8"X28		O011	14	9.5	29.5	14	
1JG-04	7/16"X20	G1/4"X19		O111	14	10	32.5	19	
1JG-04-06	7/16"X20	G3/8"X19		O113	14	11.5	34	24	
1JG-04-08	7/16"X20	G1/2"X14		O115	14	14	39	27	
1JG-05-04	1/2"X20	G1/4"X19		O111	14	10	33	19	
1JG-05-06	1/2"X20	G3/8"X19		O113	14	11.5	35	24	
1JG-05-08	1/2"X20	G1/2"X14		O115	14	14	39	27	
1JG-06-04	9/16"X18	G1/4"X19		O111	14.1	11	31.5	19	
1JG-06	9/16"X18	G3/8"X19		O113	14.1	11.5	34	24	
1JG-06-08	9/16"X18	G1/2"X14		O115	14.1	14	37.5	27	
1JG-08-04	3/4"X16	G1/4"X19		O111	16.7	11	35.5	22	
1JG-08-06	3/4"X16	G3/8"X19		O113	16.7	11.5	37	24	
1JG-08	3/4"X16	G1/2"X14		O115	16.7	14	40.5	27	
1JG-08-12	3/4"X16	G3/4"X14		O119	16.7	15.5	43	36	
1JG-10-06	7/8"X14	G3/8"X19		O113	19.3	11.5	39.5	24	
1JG-10-08	7/8"X14	G1/2"X14		O115	19.3	14	43	27	
1JG-10-12	7/8"X14	G3/4"X14		O119	19.3	15.5	47	36	
1JG-12-08	1.1/16"X12	G1/2"X14		O115	22	14	47.5	30	
1JG-12	1.1/16"X12	G3/4"X14		O119	22	15.5	49.5	36	
1JG-12-16	1.1/16"X12	G1"X11		O217	22	18	52.5	41	
1JG-12-20	1.1/16"X12	G1.1/4"X11		O222	22	20	57	50	
1JG-16-12	1.5/16"X12	G3/4"X14		O119	23	15.5	51	36	
1JG-16	1.5/16"X12	G1"X11		O217	23	18	55	41	
1JG-16-20	1.5/16"X12	G1.1/4"X11		O222	23	20	59.5	50	
1JG-20-16	1.5/8"X12	G1"X11		O217	24.3	18	56.5	46	
1JG-20	1.5/8"X12	G1.1/4"X11		O222	24.3	20	59.5	50	
1JG-24-16	1.7/8"X12	G1"X11		O217	27.5	18	62	50	
1JG-24-20	1.7/8"X12	G1.1/4"X11		O222	27.5	20	65.5	50	
1JG-24	1.7/8"X12	G1.1/2"X11		O224	27.5	21.5	64	60	

注：螺母及衬套需另行订货。管子直径D为公制时，配用螺母及衬套分别选用NB200、NB500。管子直径为英制时，配用螺母及衬套分别选用NB200、NB300。Note: Nut and sleeve should be ordered separately. The nut NB200 and sleeve NB500 is suitable for metric tube, the nut NB200 and sleeve NB300 is suitable for inch tube.

H

# 美制螺纹JIC 74° 锥面扩口接头 JIC 74° Cone Flared Tube Fittings



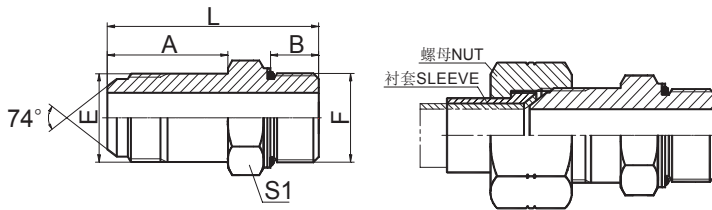
90° 弯美制JIC外螺纹  
 74° 外锥 / 英管外螺纹O形圈  
 90° ELBOW JIC MALE  
 74° CONE / BSP MALE O-RING

## 1JG9-OG

代号 PART NO.	螺纹 THREAD		O形圈 O-RING		尺寸 DIMENSIONS				
	E	F		F端	A	B	S1	S2	
1JG9-04-02OG	7/16"X20	G1/8"X28		O011	24.5	25.5	11	14	
1JG9-04-06OG	7/16"X20	G3/8"X19		O113	27.5	36.8	16	22	
1JG9-04OG	7/16"X20	G1/4"X19		O111	26.6	31.3	14	19	
1JG9-05-04OG	1/2"X20	G1/4"X19		O111	26.5	31.8	14	19	
1JG9-05-06OG	1/2"X20	G3/8"X19		O113	28	35.5	16	22	
1JG9-05-08OG	1/2"X20	G1/2"X14		O115	31.5	43.2	22	27	
1JG9-06-04OG	9/16"X18	G1/4"X19		O111	26.9	31.3	14	19	
1JG9-06-08OG	9/16"X18	G1/2"X14		O115	32.5	43.2	22	27	
1JG9-06OG	9/16"X18	G3/8"X19		O113	28.5	35.8	16	22	
1JG9-08-04OG	3/4"X16	G1/4"X19		O111	32	33.5	19	19	
1JG9-08OG	3/4"X16	G1/2"X14		O115	34.8	43.2	22	27	
1JG9-08-06OG	3/4"X16	G3/8"X19		O113	32	36.8	19	22	
1JG9-08-12OG	3/4"X16	G3/4"X14		O119	37.9	49.3	27	32	
1JG9-10-06OG	7/8"X14	G3/8"X19		O113	37.8	39.2	22	22	
1JG9-10-08OG	7/8"X14	G1/2"X14		O115	37.8	43.2	22	27	
1JG9-10-12OG	7/8"X14	G3/4"X14		O119	41	49.3	27	32	
1JG9-12OG	1.1/16"X12	G3/4"X14		O119	44.2	49.3	27	32	
1JG9-12-08OG	1.1/16"X12	G1/2"X14		O115	44.2	46.5	27	27	
1JG9-12-16OG	1.1/16"X12	G1"X11		O217	48	53	33	41	
1JG9-16OG	1.5/16"X12	G1"X11		O217	49	53	33	41	
1JG9-16-12OG	1.5/16"X12	G3/4"X14		O119	49	53	33	32	
1JG9-16-20OG	1.5/16"X12	G1.1/4"X11		O222	53.8	58	41	50	
1JG9-20OG	1.5/8"X12	G1.1/4"X11		O222	55.5	58	41	50	
1JG9-20-16OG	1.5/8"X12	G1"X11		O217	55.5	58	41	41	
1JG9-24-16OG	1.7/8"X12	G1"X11		O217	62.5	63	48	41	
1JG9-24-20OG	1.7/8"X12	G1.1/4"X11		O222	62.5	63	48	50	
1JG9-24OG	1.7/8"X12	G1.1/2"X11		O224	62.5	63	48	55	

注：1 螺母及衬套需另行订货。管子直径D为公制时，配用螺母及衬套分别选用NB200、NB500。管子直径为英制时，配用螺母及衬套分别选用NB200、NB300。2 F端与DIN 3852油口相配。 Note: 1 Nut and sleeve should be ordered separately. The nut NB200 and sleeve NB500 is suitable for metric tube, the nut NB200 and sleeve NB300 is suitable for inch tube. 2 F end is connected with DIN 3852 port.

# 美制螺纹JIC 74° 锥面扩口接头 JIC 74° Cone Flared Tube Fittings

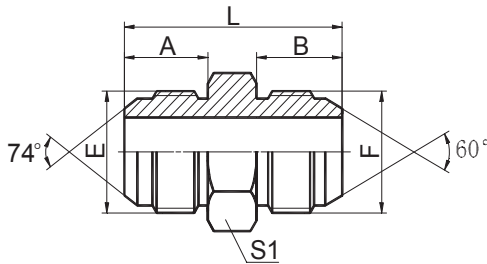


## 1JG-L

加长JIC外螺纹  
74° 外锥 / BSPP外螺纹带O形圈  
LONG JIC MALE  
74° CONE / BSPP O-RING BOSS

代号 PART NO.	螺纹 THREAD		O形圈 O-RING		尺寸 DIMENSIONS				
	E	F		F端	A	B	L	S1	
1JG-04L	7/16"X20	G1/4"X19		10.77X2.62	35	10	53	19	
1JG-06-04L	9/16"X18	G1/4"X19		10.77X2.62	39.5	10	57	22	
1JG-06L	9/16"X18	G3/8"X19		13.94X2.62	39.5	11.5	59.5	24	
1JG-08-06L	3/4"X16	G3/8"X19		13.94X2.62	48	11.5	68.5	24	
1JG-08L	3/4"X16	G1/2"X14		10.77X2.62	48	14	73.5	27	
1JG-10-08L	7/8"X14	G1/2"X14		10.77X2.62	53	14	78	27	
1JG-12L	1.1/16"X12	G3/4"X14		23.47X2.62	63	15.5	90.5	36	
1JG-12-16L	1.5/16"X12	G1"X11		29.74X3.53	63	18	95	41	
1JG-16L	1.5/16"X12	G1"X11		29.74X3.53	72	18	104	41	
1JG-20L	1.5/8"X12	G1.1/4"X11		37.69X3.53	88.1	20	123.5	50	

注：螺母及衬套需另行订货。管子直径D为公制时，配用螺母及衬套分别选用NB200、NB500。管子直径为英制时，配用螺母及衬套分别选用NB200、NB300。 Nut and sleeve should be ordered separately. The nut NB200 and sleeve NB500 is suitable for metric tube, the nut NB200 and sleeve NB300 is suitable for inch tube.

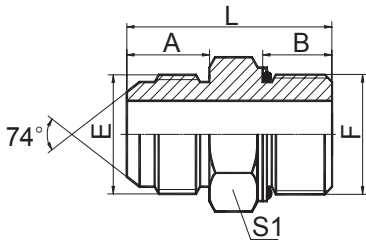


## 1JK

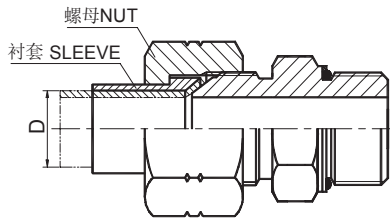
美制JIC外螺纹74° / 日本公制外螺纹60°  
JIC MALE 74° / JIS METRIC MALE 60°

代号 PART NO.	螺纹 THREAD		尺寸 DIMENSIONS						
	E	F			A	B	L	S1	
1JK-04-14	7/16"X20	M14X1.5			14	17	37	17	
1JK-06-18	9/16"X18	M18X1.5			14.1	18	38	19	
1JK-08-22	3/4"X16	M22X1.5			16.7	20	44.5	24	
1JK-10-24	7/8"X14	M24X1.5			19.3	21.5	51	27	
1JK-12-22	1.1/16"X12	M22X1.5			21.9	20	52	30	
1JK-12-24	1.1/16"X12	M24X1.5			21.9	21.5	53.5	30	
1JK-12-30	1.1/16"X12	M30X1.5			21.9	26	59	32	
1JK-16-33	1.5/16"X12	M33X1.5			23.1	30	64	36	
1JK-20-36	1.5/8"X12	M36X1.5			24.3	33	70	46	
1JK-24-42	1.7/8"X12	M42X1.5			27.5	36	78.5	50	

# 美制螺纹JIC 74° 锥面扩口接头 JIC 74° Cone Flared Tube Fittings



**1JH**

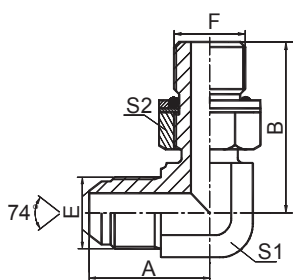


JIC外螺纹74° 外锥 / 公制外螺纹  
 可调向柱端轻系列 ISO 6149-3  
 JIC MALE 74° CONE / METIRC MALE ADJUSTABLE  
 STUD END L-SERIES ISO 6149-3

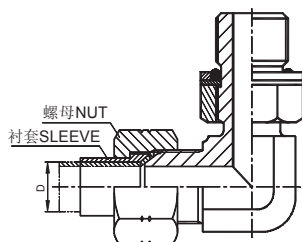
代号 PART NO.	螺纹 THREAD		O形圈 O-RING		尺寸 DIMENSIONS				
	E	F		F端	A	B	L	S1	
1JH-04-10	7/16"X20	M10X1		O08.1X1.6	14	8.5	28.5	14	
1JH-04-12	7/16"X20	M12X1.5		O09.3X2.4	14	11	31	17	
1JH-04-14	7/16"X20	M14X1.5		O11.3X2.4	14	11	31	19	
1JH-05-10	1/2"X20	M10X1		O08.1X1.6	14	8.5	29	14	
1JH-05-12	1/2"X20	M12X1.5		O09.3X2.4	14	11	31	17	
1JH-05-14	1/2"X20	M14X1.5		O11.3X2.4	14	11	33	19	
1JH-06-14	9/16"X18	M14X1.5		O11.3X2.4	14.1	11	31	19	
1JH-06-16	9/16"X18	M16X1.5		O13.3X2.4	14.1	11.5	33.5	22	
1JH-06-18	9/16"X18	M18X1.5		O15.3X2.4	14.1	12.5	34.5	24	
1JH-08-14	3/4"X16	M14X1.5		O15.3X2.4	16.7	11	38	22	
1JH-08-16	3/4"X16	M16X1.5		O13.3X2.4	16.7	11.5	36	22	
1JH-08-18	3/4"X16	M18X1.5		O15.3X2.4	16.7	12.5	37	24	
1JH-08-22	3/4"X16	M22X1.5		O19.3X2.4	16.7	13	39.5	27	
1JH-10-16	7/8"X14	M16X1.5		O13.3X2.4	19.3	11.5	41	24	
1JH-10-18	7/8"X14	M18X1.5		O15.3X2.4	19.3	12.5	40	24	
1JH-10-22	7/8"X14	M22X1.5		O19.3X2.4	19.3	13	42	27	
1JH-12-22	1.1/16"X12	M22X1.5		O19.3X2.4	21.9	13	47.5	30	
1JH-12-27	1.1/16"X12	M27X2		O23.5X3.0	21.9	16	51.5	32	
1JH-16-27	1.5/16"X12	M27X2		O23.5X3.0	23.1	16	52.5	36	
1JH-16-33	1.5/16"X12	M33X2		O29.5X3.0	23.1	16	52	41	
1JH-20-42	1.5/8"X12	M42X2		O38.5X3.0	24.3	16	58	50	
1JH-24-48	1.7/8"X12	M48X2		O44.5X3.0	27.5	17.5	63	55	

注： 1螺母及衬套需另行订货。管子直径D为公制时， 配用螺母及衬套分别选用NB200、NB500。管子直径为英制时， 配用螺母及衬套分别选用NB200、NB300。 2 F端可与ISO 9974-1油口相配， 去掉挡圈与ISO 6149-1油口相配。  
 Note: 1 Nut and sleeve should be ordered separately. The nut NB200 and sleeve NB500 is suitable for metric tube, the nut NB200 and sleeve NB300 is suitable for inch tube. 2 F end is fit for ISO 9974-1 port or ISO 6149-1 port when useless of retaining ring.

# 美制螺纹JIC 74° 锥面扩口接头 JIC 74° Cone Flared Tube Fittings



## 1JH9-OG



## 90° 弯美制JIC外螺纹

74° 外锥 / 公制外螺纹可调向柱端轻系列 ISO 6149-3  
90° ELBOW JIC MALE 74° CONE / METIRC  
MALE ADJUSTABLE STUD END L-SERIES ISO 6149-3

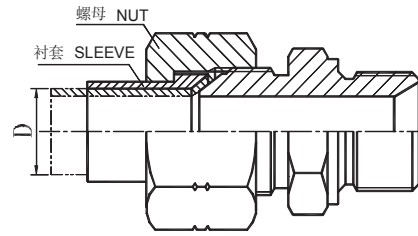
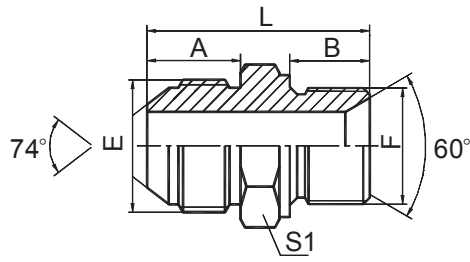
代号 PART NO.	螺纹 THREAD		O形圈 O-RING		尺寸 DIMENSIONS				
	E	F		F端	A	B	S1	S2	
1JH9-04-10OG	7/16"X20	M10X1		O08.1X1.6	24.5	27.5	11	14	
1JH9-04-12OG	7/16"X20	M12X1.5		O09.3X2.4	24.5	30.3	11	17	
1JH9-04-14OG	7/16"X20	M14X1.5		O11.3X2.4	26.6	32	14	19	
1JH9-05-10OG	1/2"X20	M10X1		O08.1X1.6	26.5	28.5	14	14	
1JH9-05-12OG	1/2"X20	M12X1.5		O09.3X2.4	26.5	32	14	17	
1JH9-05-14OG	1/2"X20	M14X1.5		O11.3X2.4	26.5	32	14	19	
1JH9-06-14OG	9/16"X18	M14X1.5		O11.3X2.4	26.9	32	14	19	
1JH9-06-16OG	9/16"X18	M16X1.5		O13.3X2.4	28	34.8	16	22	
1JH9-06-18OG	9/16"X18	M18X1.5		O15.3X2.4	30	37	19	24	
1JH9-08-16OG	3/4"X16	M16X1.5		O13.3X2.4	32	36	19	22	
1JH9-08-18OG	3/4"X16	M18X1.5		O15.3X2.4	33	37	19	24	
1JH9-08-22OG	3/4"X16	M22X1.5		O19.3X2.4	34.8	40.2	22	27	
1JH9-10-16OG	7/8"X14	M16X1.5		O13.3X2.4	38	38	22	22	
1JH9-10-18OG	7/8"X14	M18X1.5		O15.3X2.4	38	39.5	22	24	
1JH9-10-22OG	7/8"X14	M22X1.5		O19.3X2.4	38	42.5	22	27	
1JH9-12-22OG	1.1/16"X12	M22X1.5		O19.3X2.4	45	44	27	27	
1JH9-12-27OG	1.1/16"X12	M27X2		O23.5X3.0	44.2	48.5	27	32	
1JH9-16-27OG	1.5/16"X12	M27X2		O23.5X3.0	49	52	33	32	
1JH9-16-33OG	1.5/16"X12	M33X2		O29.5X3.0	49	52.5	33	41	
1JH9-20-42OG	1.5/8"X12	M42X2		O38.5X3.0	55.5	57.2	41	50	
1JH9-24-48OG	1.7/8"X12	M48X2		O44.5X3.0	62.5	62.5	48	55	

注：1螺母及衬套需另行订货。管子直径D为公制时， 配用螺母及衬套分别选用NB200、NB500。管子直径为英制时， 配用螺母及衬套分别选用NB200、NB300。 2 F端可与ISO 9974-1油口相配， 去掉挡圈与ISO 6149-1油口相配。

Note: 1 Nut and sleeve should be ordered separately. The nut NB200 and sleeve NB500 is suitable for metric tube, the nut NB200 and sleeve NB300 is suitable for inch tube. 2 F end is fit for ISO 9974-1 port or ISO 6149-1 port when useless of retaining ring.



# 美制螺纹JIC 74° 锥面扩口接头 JIC 74° Cone Flared Tube Fittings



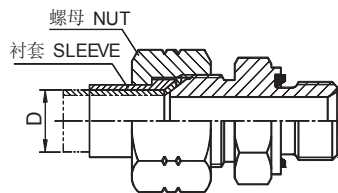
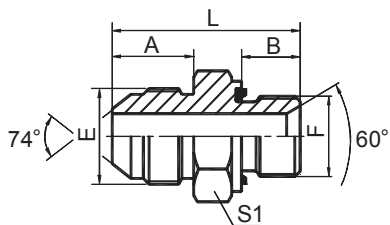
## 1JM

JIC外螺纹74° 外锥 / 公制外螺纹60° 内锥  
JIC MALE 74° CONE / METRIC MALE 60° SEAT

代号 PART NO.	螺纹 THREAD		尺寸 DIMENSIONS				
	E	F	A	B	L	S1	
1JM-04-10	7/16"X20	M10X1	14	8	29	14	
1JM-04-12	7/16"X20	M12X1.5	14	10	31	17	
1JM-04-14	7/16"X20	M14X1.5	14	11	32	19	
1JM-05-10	1/2"X20	M10X1	14	8	29	14	
1JM-05-12	1/2"X20	M12X1.5	14	10	30	17	
1JM-05-14	1/2"X20	M14X1.5	14	11	32	19	
1JM-06-12	9/16"X18	M12X1.5	14.1	10	31	17	
1JM-06-14	9/16"X18	M14X1.5	14.1	11	33	19	
1JM-06-16	9/16"X18	M16X1.5	14.1	12	35	22	
1JM-06-18	9/16"X18	M18X1.5	14.1	12	34	24	
1JM-08-16	3/4"X16	M16X1.5	16.7	12	37.5	22	
1JM-08-18	3/4"X16	M18X1.5	16.7	12	36.5	24	
1JM-08-20	3/4"X16	M20X1.5	16.7	14	41	27	
1JM-08-22	3/4"X16	M22X1.5	16.7	14	41	27	
1JM-10-20	7/8"X14	M20X1.5	19.3	14	44	27	
1JM-10-22	7/8"X14	M22X1.5	19.3	14	43.5	27	
1JM-10-26	7/8"X14	M26X1.5	19.3	16	47.5	32	
1JM-12-20	1.1/16"X12	M20X1.5	21.9	14	47	30	
1JM-12-22	1.1/16"X12	M22X1.5	21.9	14	47	30	
1JM-12-26	1.1/16"X12	M26X1.5	21.9	16	50	32	

注：螺母及衬套需另行订货。管子直径D为公制时， 配用螺母及衬套分别选用NB200、NB500。管子直径为英制时， 配用螺母及衬套分别选用NB200、NB300。 Note: Nut and sleeve should be ordered separately. The nut NB200 and sleeve NB500 is suitable for metric tube, the nut NB200 and sleeve NB300 is suitable for inch tube.

# 美制螺纹JIC 74° 锥面扩口接头 JIC 74° Cone Flared Tube Fittings



## 1JM-WD

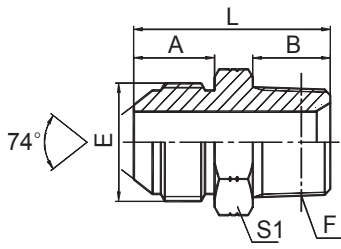
JIC外螺纹74° 外锥 / 公制外螺纹胶垫密封  
JIC MALE 74° CONE / METRIC MALE CAPTIVE SEAL

代号 PART NO.	螺纹 THREAD		胶垫 CAPTIVE		尺寸 DIMENSIONS			
	E	F		F端	A	B	L	S1
1JM-04-10WD	7/16"X20	M10X1		WD-B02	14	8	29.5	17
1JM-04-12WD	7/16"X20	M12X1.5		WD-M12	14	12	34	17
1JM-05-14WD	1/2"X20	M14X1.5		WD-B04	14	12	34	19
1JM-06-14WD	9/16"X18	M14X1.5		WD-B04	14.1	12	34	19
1JM-06-18WD	9/16"X18	M18X1.5		WD-M18	14.1	12	36.5	24
1JM-06-20WD	9/16"X18	M20X1.5		WD-M20	14.1	14	40.5	27
1JM-08-18WD	3/4"X16	M18X1.5		WD-M18	16.7	12	39	24
1JM-08-20WD	3/4"X16	M20X1.5		WD-M20	16.7	14	43	27
1JM-08-22WD	3/4"X16	M22X1.5		WD-M22	16.7	14	43.5	27
1JM-10-18WD	7/8"X14	M18X1.5		WD-M18	19.3	12	41.5	24
1JM-10-20WD	7/8"X14	M20X1.5		WD-M20	19.3	14	45.5	27
1JM-10-22WD	7/8"X14	M22X1.5		WD-M22	19.3	14	46	27
1JM-12-20WD	1.1/16"X12	M20X1.5		WD-M20	21.9	14	48.5	30
1JM-12-22WD	1.1/16"X12	M22X1.5		WD-M22	21.9	14	49	30
1JM-12-26WD	1.1/16"X12	M26X1.5		WD-B12	21.9	16	52	32
1JM-12-27WD	1.1/16"X12	M27X2		WD-B12	21.9	16	52	32
1JM-16-26WD	1.5/16"X12	M26X1.5		WD-B12	23.1	16	53	36
1JM-16-33WD	1.5/16"X12	M33X2		WD-B16	23.1	18	56	41
1JM-20-42WD	1.5/8"X12	M42X2		WD-B20	24.3	20	62	50
1JM-20-48WD	1.5/8"X12	M48X2		WD-B24	24.3	22	64	55
1JM-24-48WD	1.7/8"X12	M48X2		WD-B24	27.5	22	67.5	55

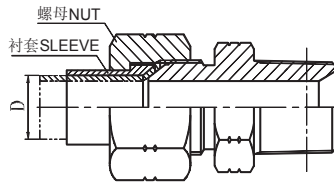
注：螺母及衬套需另行订货。管子直径D为公制时，配用螺母及衬套分别选用NB200、NB500。管子直径为英制时，配用螺母及衬套分别选用NB200、NB300。Note: Nut and sleeve should be ordered separately. The nut NB200 and sleeve NB500 is suitable for metric tube, the nut NB200 and sleeve NB300 is suitable for inch tube.

H

# 美制螺纹JIC 74° 锥面扩口接头 JIC 74° Cone Flared Tube Fittings



**1JN**

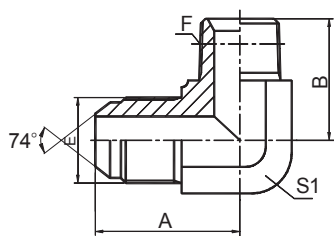


JIC外螺纹74° 外锥 / 布锥管外螺纹  
JIC MALE 74° CONE / NPT MALE

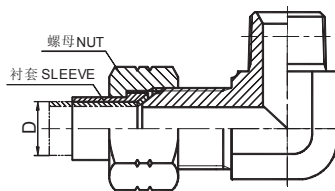
代号 PART NO.	螺纹 THREAD		尺寸 DIMENSIONS				
	E	F	A	B	L	S1	
1JN-02	5/16"X24	Z1/8"X27	11.4	10.5	28	12	
1JN-04-02	7/16"X20	Z1/8"X27	14	10.5	30.5	12	
1JN-04	7/16"X20	Z1/4"X18	14	15	35	17	
1JN-04-06	7/16"X20	Z3/8"X18	14	16	36	19	
1JN-04-08	7/16"X20	Z1/2"X14	14	19.5	41.5	24	
1JN-05-02	1/2"X20	Z1/8"X27	14	10.5	30.5	14	
1JN-05-04	1/2"X20	Z1/4"X18	14	15	35	17	
1JN-05-06	1/2"X20	Z3/8"X18	14	16	36	19	
1JN-05-08	1/2"X20	Z1/2"X14	14	19.5	41.5	24	
1JN-06-04	9/16"X18	Z1/4"X18	14.1	15	34.5	17	
1JN-06	9/16"X18	Z3/8"X18	14.1	16	36	19	
1JN-06-08	9/16"X18	Z1/2"X14	14.1	19.5	41.5	24	
1JN-08-04	3/4"X16	Z1/4"X18	16.7	15	39	22	
1JN-08-06	3/4"X16	Z3/8"X18	16.7	16	40	22	
1JN-08	3/4"X16	Z1/2"X14	16.7	19.5	44	24	
1JN-08-12	3/4"X16	Z3/4"X14	16.7	19.5	46.5	30	
1JN-10-06	7/8"X14	Z3/8"X18	19.3	16	43.5	24	
1JN-10-08	7/8"X14	Z1/2"X14	19.3	19.5	47	24	
1JN-10-12	7/8"X14	Z3/4"X14	19.3	19.5	49	30	
1JN-12-08	1.1/16"X12	Z1/2"X14	21.9	19.5	51	30	
1JN-12	1.1/16"X12	Z3/4"X14	21.9	19.5	51.5	30	
1JN-12-16	1.1/16"X12	Z1"X11.5	21.9	25.5	58.5	36	
1JN-12-20	1.1/16"X12	Z1.1/4"X11.5	21.9	26.5	61.5	46	
1JN-14-12	1.3/16"X12	Z3/4"X14	22.6	19.5	53	32	
1JN-16-12	1.5/16"X12	Z3/4"X14	23.1	19.5	53.5	36	
1JN-16	1.5/16"X12	Z1"X11.5	23.1	25.5	58.5	36	
1JN-16-20	1.5/16"X12	Z1.1/4"X11.5	23.1	26.5	62.5	46	
1JN-16-24	1.5/16"X12	Z1.1/2"X11.5	23.1	27.5	65.5	50	
1JN-20-16	1.5/8"X12	Z1"X11.5	24.3	25.5	63	46	
1JN-20	1.5/8"X12	Z1.1/4"X11.5	24.3	26.5	63.5	46	
1JN-20-24	1.5/8"X12	Z1.1/2"X11.5	24.3	27.5	67	50	
1JN-24-20	1.7/8"X12	Z1.1/4"X11.5	27.5	26.5	69	50	
1JN-24	1.7/8"X12	Z1.1/2"X11.5	27.5	27.5	69	50	
1JN-24-32	1.7/8"X12	Z2"X11.5	27.5	27.5	72	65	
1JN-32	2.1/2"X12	Z2"X11.5	33.9	27.5	78.5	65	
1JN-32-20	2.1/2"X12	Z1.1/4"X11.5	33.9	26.5	77.5	65	
1JN-32-24	2.1/2"X12	Z1.1/2"X11.5	33.9	27.5	78.5	65	

注：螺母及衬套需另行订货。管子直径D为公制时，配用螺母及衬套分别选用NB200、NB500。管子直径为英制时，配用螺母及衬套分别选用NB200、NB300。Note: Nut and sleeve should be ordered separately. The nut NB200 and sleeve NB500 is suitable for metric tube, the nut NB200 and sleeve NB300 is suitable for inch tube.

# 美制螺纹JIC 74° 锥面扩口接头 JIC 74° Cone Flared Tube Fittings



**1JN9**



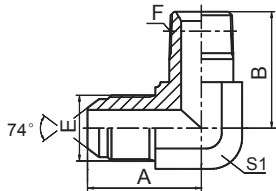
90° 弯 JIC外螺纹74° 外锥 / 布锥管外螺纹  
90° ELBOW JIC MALE 74° CONE / NPT MALE

代号 PART NO.	螺纹 THREAD		尺寸 DIMENSIONS				
	E	F	A	B	S1		
1JN9-02	5/16"X24	Z1/8"X27	21	21	11		
1JN9-03-02	3/8"X24	Z1/8"X27	22	21	11		
1JN9-04	7/16"X20	Z1/4"X18	26.6	25.5	14		
1JN9-04-02	7/16"X20	Z1/8"X27	24.5	21	11		
1JN9-04-06	7/16"X20	Z3/8"X18	29.5	31	19		
1JN9-05-02	1/2"X20	Z1/8"X27	26.6	23.5	14		
1JN9-05-04	1/2"X20	Z1/4"X18	26.6	25.5	14		
1JN9-05-06	1/2"X20	Z3/8"X18	29.5	31	19		
1JN9-06	9/16"X18	Z3/8"X18	30	31	19		
1JN9-06-04	9/16"X18	Z1/4"X18	26.9	25.5	14		
1JN9-06-08	9/16"X18	Z1/2"X14	32	36.7	22		
1JN9-08	3/4"X16	Z1/2"X14	34.8	37.3	22		
1JN9-08-04	3/4"X16	Z1/4"X18	32	28.5	19		
1JN9-08-06	3/4"X16	Z3/8"X18	32	31	19		
1JN9-08-12	3/4"X16	Z3/4"X14	37.9	44	27		
1JN9-10-06	7/8"X14	Z3/8"X18	37.8	32.5	22		
1JN9-10-08	7/8"X14	Z1/2"X14	37.8	37.3	22		
1JN9-10-12	7/8"X14	Z3/4"X14	41	44	27		
1JN9-10-16	7/8"X14	Z1"X11.5	44.5	50	33		
1JN9-12	1.1/16"X12	Z3/4"X14	44.2	44	27		
1JN9-12-08	1.1/16"X12	Z1/2"X14	44.2	40	27		
1JN9-12-16	1.1/16"X12	Z1"X11.5	49	50	33		
1JN9-12-20	1.1/16"X12	Z1.1/4"X11.5	52.5	54.5	41		
1JN9-14-12	1.3/16"X12	Z3/4"X14	47.5	45	30		
1JN9-14-16	1.3/16"X12	Z1"X11.5	48.7	50	33		
1JN9-16	1.5/16"X12	Z1"X11.5	49	50	33		
1JN9-16-12	1.5/16"X12	Z3/4"X14	49	45.2	33		
1JN9-16-20	1.5/16"X12	Z1.1/4"X11.5	54	60.5	41		
1JN9-16-24	1.5/16"X12	Z1.1/2"X11.5	58	63	48		
1JN9-20	1.5/8"X12	Z1.1/4"X11.5	55.5	54.5	41		
1JN9-20-16	1.5/8"X12	Z1"X11.5	55.5	59.6	41		
1JN9-20-24	1.5/8"X12	Z1.1/2"X11.5	59.4	63	48		
1JN9-24	1.7/8"X12	Z1.1/2"X11.5	62.5	63	48		
1JN9-24-20	1.7/8"X12	Z1.1/4"X11.5	62.5	63	48		
1JN9-32-24	2.1/2"X12	Z1.1/2"X11.5	75.4	67.5	63		
1JN9-32	2.1/2"X12	Z2"X11.5	75.4	67.5	63		

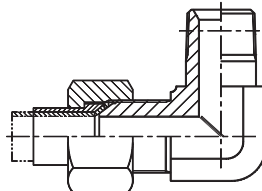
注：螺母及衬套需另行订货。管子直径 D 为公制时，配用螺母及衬套分别选用 NB200、NB500。管子直径为英制时，配用螺母及衬套分别选用 NB200、NB300。 Note: Nut and sleeve should be ordered separately. The nut NB200 and sleeve NB500 is suitable for metric tube, the nut NB200 and sleeve NB300 is suitable for inch tube.

H

# 美制螺纹JIC 74° 锥面扩口接头 JIC 74° Cone Flared Tube Fittings



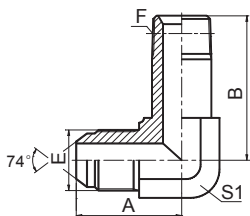
**1JN9-L**



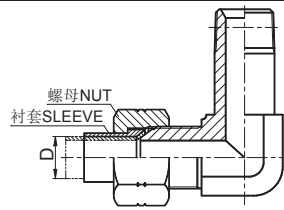
90° JIC外螺纹74° 外锥 / 加长布锥管外螺纹  
90° JIC MALE 74° CONE / LONG NPT MALE

代号 PART NO.	螺 纹 THREAD		尺 寸 DIMENSIONS			
	E	F	A	B	S1	
1JN9-04-02L	7/16"X20	Z1/8"X27	24.5	30	11	
1JN9-04L	7/16"X20	Z1/4"X18	26.6	40.1	14	
1JN9-05-02L	1/2"X20	Z1/8"X27	26.6	31	14	
1JN9-05-04L	1/2"X20	Z1/4"X18	26.6	40.1	14	
1JN9-06-04L	9/16"X18	Z1/4"X18	26.9	40.1	14	
1JN9-06-08L	9/16"X18	Z1/2"X14	32	55.1	22	
1JN9-08-06L	3/4"X16	Z3/8"X18	32	46.2	19	
1JN9-08L	3/4"X16	Z1/2"X14	34.8	55.1	22	
1JN9-10-08L	7/8"X14	Z1/2"X14	37.8	55.1	22	
1JN9-12-08L	1.1/16"X12	Z1/2"X14	44.2	56.9	27	
1JN9-12L	1.1/16"X12	Z3/4"X14	44.2	62	27	
1JN9-16-12L	1.5/16"X12	Z3/4"X14	49	69.9	33	
1JN9-16L	1.5/16"X12	Z1"X11.5	49	76.5	33	
1JN9-20L	1.5/8"X12	Z1.1/4"X11.5	55.5	93.7	41	
1JN9-24L	1.7/8"X12	Z1.1/2"X11.5	62.5	104.1	48	
1JN9-32L	2.1/2"X12	Z2"X11.5	78	122.2	63	

注：螺母及衬套需另行订货。管子直径D为公制时，配用螺母及衬套分别选用NB200、NB500。管子直径为英制时，配用螺母及衬套分别选用NB200、NB300。 Note: Nut and sleeve should be ordered separately. The nut NB200 and sleeve NB500 is suitable for metric tube, the nut NB200 and sleeve NB300 is suitable for inch tube.



**1JN9-LL**

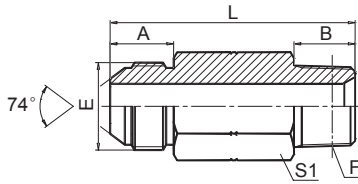


90° 弯 JIC外螺纹74° 外锥 / 加长布锥管外螺纹  
90° ELBOW JIC MALE 74° CONE / LONGER NPT MALE

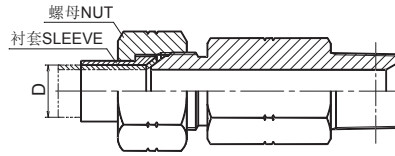
代号 PART NO.	螺 纹 THREAD		尺 寸 DIMENSIONS			
	E	F	A	B	S1	
1JN9-04-02LL	7/16"X20	Z1/8"X27	24.5	39.6	11	
1JN9-04LL	7/16"X20	Z1/4"X18	26.6	52.6	14	
1JN9-05-04LL	1/2"X20	Z1/4"X18	26.6	52.6	14	
1JN9-06-04LL	9/16"X18	Z1/4"X18	26.9	52.6	14	
1JN9-06LL	9/16"X18	Z3/8"X18	30	61.5	19	
1JN9-08-06LL	3/4"X16	Z3/8"X18	32	61.5	19	
1JN9-10-08LL	7/8"X14	Z1/2"X14	37.8	72.9	22	
1JN9-12LL	1.1/16"X12	Z3/4"X14	44.2	83.3	27	
1JN9-16LL	1.5/16"X12	Z1"X11.5	49	102.9	33	
1JN9-20LL	1.5/8"X12	Z1.1/4"X11.5	55.5	127	41	
1JN9-24LL	1.7/8"X12	Z1.1/2"X11.5	62.5	141	48	
1JN9-32LL	2.1/2"X12	Z2"X11.5	78	168.4	63	

注：螺母及衬套需另行订货。管子直径D为公制时，配用螺母及衬套分别选用NB200、NB500。管子直径为英制时，配用螺母及衬套分别选用NB200、NB300。 Note: Nut and sleeve should be ordered separately. The nut NB200 and sleeve NB500 is suitable for metric tube, the nut NB200 and sleeve NB300 is suitable for inch tube.

# 美制螺纹JIC 74° 锥面扩口接头 JIC 74° Cone Flared Tube Fittings



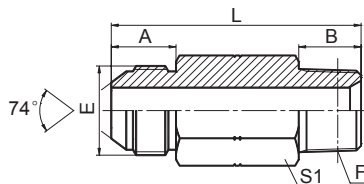
**1JN-L**



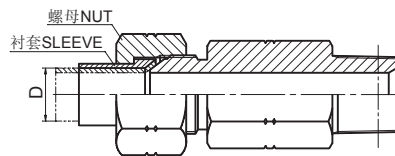
JIC外螺纹74° 外锥 / 布锥管外螺纹加长  
JIC MALE 74° CONE / NPT MALE LONG

代号 PART NO.	螺 纹 THREAD		尺 寸 DIMENSIONS				
	E	F	A	B	L	S1	
1JN-04-02L	7/16"X20	Z1/8"X27	14	10.5	46	12	
1JN-04L	7/16"X20	Z1/4"X18	14	15	57.2	17	
1JN-05-02L	1/2"X20	Z1/8"X27	14	10.5	49.2	14	
1JN-05-04L	1/2"X20	Z1/4"X18	14	15	57.2	17	
1JN-06-02L	9/16"X18	Z1/8"X27	14.1	10.5	56	17	
1JN-06-04L	9/16"X18	Z1/4"X18	14.1	15	57.2	17	
1JN-06L	9/16"X18	Z3/8"X18	14.1	16	63.5	19	
1JN-06-08L	9/16"X18	Z1/2"X14	14.1	19.5	74.8	24	
1JN-08-04L	3/4"X16	Z1/4"X18	16.7	15	69.8	22	
1JN-08-06L	3/4"X16	Z3/8"X18	16.7	16	69.8	22	
1JN-08L	3/4"X16	Z1/2"X14	16.7	19.5	77.2	24	
1JN-10-08L	7/8"X14	Z1/2"X14	19.3	19.5	79.4	24	
1JN-12L	1.1/16"X12	Z3/4"X14	21.9	19.5	88.9	30	
1JN-16-12L	1.5/16"X12	Z3/4"X14	23.1	19.5	96.7	36	
1JN-16L	1.5/16"X12	Z1"X11.5	23.1	25.5	101.6	36	
1JN-20L	1.5/8"X12	Z1.1/4"X11.5	24.3	26.5	114.3	46	
1JN-24L	1.7/8"X12	Z1.1/2"X11.5	27.5	27.5	124	50	
1JN-32L	2.1/2"X12	Z2"X11.5	33.9	27.5	142.7	65	

注：螺母及衬套需另行订货。管子直径D为公制时，配用螺母及衬套分别选用NB200、NB500。管子直径为英制时，配用螺母及衬套分别选用NB200、NB300。Nut and sleeve should be ordered separately. The nut NB200 and sleeve NB500 is suitable for metric tube, the nut NB200 and sleeve NB300 is suitable for inch tube.



**1JN-LL**



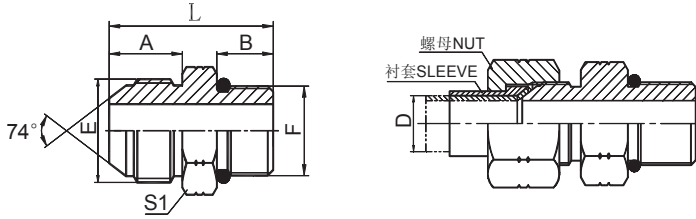
JIC外螺纹74° 外锥 / 布锥管外螺纹加长  
JIC MALE 74° CONE / NPT MALE EXTRA LONG

代号 PART NO.	螺 纹 THREAD		尺 寸 DIMENSIONS				
	E	F	A	B	L	S1	
1JN-04-02LL	7/16"X20	Z1/8"X27	14	10.5	65	12	
1JN-04LL	7/16"X20	Z1/4"X18	14	15	82.6	17	
1JN-05-02LL	1/2"X20	Z1/8"X27	14	10.5	71.4	14	
1JN-06-04LL	9/16"X18	Z1/4"X18	14.1	15	82.5	17	
1JN-06LL	9/16"X18	Z3/8"X18	14.1	16	99.6	19	
1JN-08-06LL	3/4"X16	Z3/8"X18	16.7	16	101.6	22	
1JN-08LL	3/4"X16	Z1/2"X14	16.7	19.5	106.6	24	
1JN-10-08LL	7/8"X14	Z1/2"X14	19.3	19.5	111.1	24	
1JN-12LL	1.1/16"X12	Z3/4"X14	21.9	19.5	127	30	
1JN-16LL	1.5/16"X12	Z1"X11.5	23.1	25.5	171.4	36	

注：螺母及衬套需另行订货。管子直径D为公制时，配用螺母及衬套分别选用NB200、NB500。管子直径为英制时，配用螺母及衬套分别选用NB200、NB300。Nut and sleeve should be ordered separately. The nut NB200 and sleeve NB500 is suitable for metric tube, the nut NB200 and sleeve NB300 is suitable for inch tube.

H

# 美制螺纹JIC 74° 锥面扩口接头 JIC 74° Cone Flared Tube Fittings



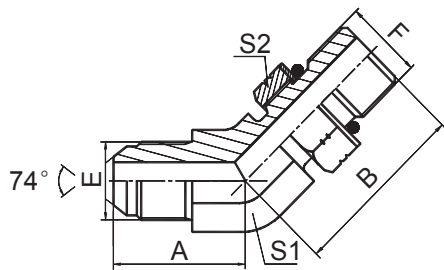
## 1JO

美制JIC外螺纹74° 外锥 / SAE  
 外螺纹带O形圈轻系列ISO 11926-3  
 JIC MALE 74° CONE / SAE  
 O-RING BOSS L-SERIES ISO 11926-3

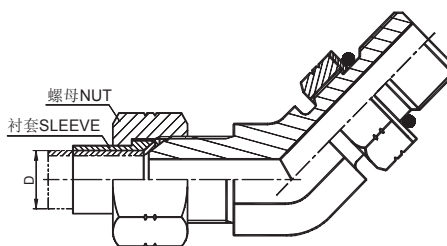
代号 PART NO.	螺纹 THREAD		O形圈 O-RING		尺寸 DIMENSIONS				
	E	F		F端	A	B	L	S1	
1JO-04-02	7/16"X20	5/16"X24		O902	14	7.54	27.5	14	
1JO-04-03	7/16"X20	3/8"X24		O903	14	7.54	27.5	14	
1JO-04	7/16"X20	7/16"X20		O904	14	9.14	29	14	
1JO-04-05	7/16"X20	1/2"X20		O905	14	9.14	29	17	
1JO-04-06	7/16"X20	9/16"X18		O906	14	9.93	30	17	
1JO-04-08	7/16"X20	3/4"X16		O908	14	11.13	33	22	
1JO-05	1/2"X20	1/2"X20		O905	14	9.14	29	17	
1JO-05-04	1/2"X20	7/16"X20		O904	14	9.14	29	14	
1JO-05-06	1/2"X20	9/16"X18		O906	14	9.93	30	17	
1JO-05-08	1/2"X20	3/4"X16		O908	14	11.13	33	22	
1JO-06	9/16"X18	9/16"X18		O906	14.1	9.93	30	17	
1JO-06-04	9/16"X18	7/16"X20		O904	14.1	9.14	29	17	
1JO-06-05	9/16"X18	1/2"X20		O905	14.1	9.14	29.5	17	
1JO-06-08	9/16"X18	3/4"X16		O908	14.1	11.13	33	22	
1JO-06-10	9/16"X18	7/8"X14		O910	14.1	12.7	37	27	
1JO-06-12	9/16"X18	1.1/16"X12		O912	14.1	15.09	40	32	
1JO-08	3/4"X16	3/4"X16		O908	16.7	11.13	36	22	
1JO-08-04	3/4"X16	7/16"X20		O904	16.7	9.14	36	22	
1JO-08-06	3/4"X16	9/16"X18		O906	16.7	9.93	37	22	
1JO-08-10	3/4"X16	7/8"X14		O910	16.7	12.7	40	27	
1JO-08-12	3/4"X16	1.1/16"X12		O912	16.7	15.09	43	32	
1JO-08-14	3/4"X16	1.3/16"X12		O914	16.7	15.09	43	36	
1JO-10	7/8"X14	7/8"X14		O910	19.3	12.7	42.5	27	
1JO-10-08	7/8"X14	3/4"X16		O908	19.3	11.13	39	24	
1JO-10-12	7/8"X14	1.1/16"X12		O912	19.3	15.09	45.5	32	
1JO-10-14	7/8"X14	1.3/16"X12		O914	19.3	15.09	45.5	36	
1JO-12	1.1/16"X12	1.1/16"X12		O912	21.9	15.09	48	32	
1JO-12-08	1.1/16"X12	3/4"X16		O908	21.9	11.13	46	30	
1JO-12-10	1.1/16"X12	7/8"X14		O910	21.9	12.7	48	30	
1JO-12-14	1.1/16"X12	1.3/16"X12		O914	21.9	15.09	48	36	
1JO-12-16	1.1/16"X12	1.5/16"X12		O916	21.9	15.09	48	38	
1JO-14	1.3/16"X12	1.3/16"X12		O914	22.6	15.09	48.5	36	
1JO-14-12	1.3/16"X12	1.1/16"X12		O912	22.6	15.09	48.5	32	
1JO-14-16	1.3/16"X12	1.5/16"X12		O916	22.6	15.09	50.5	38	
1JO-16	1.5/16"X12	1.5/16"X12		O916	23.1	15.09	49	38	
1JO-16-12	1.5/16"X12	1.1/16"X12		O912	23.1	15.09	52.5	36	
1JO-16-14	1.5/16"X12	1.3/16"X12		O914	23.1	15.09	49	36	
1JO-16-20	1.5/16"X12	1.5/8"X12		O920	23.1	15.09	53	50	
1JO-20	1.5/8"X12	1.5/8"X12		O920	24.3	15.09	54.5	50	
1JO-20-16	1.5/8"X12	1.5/16"X12		O916	24.3	15.09	56.5	46	
1JO-20-24	1.5/8"X12	1.7/8"X12		O924	24.3	15.09	54.5	55	
1JO-24	1.7/8"X12	1.7/8"X12		O924	27.5	15.09	57.5	55	
1JO-24-20	1.7/8"X12	1.5/8"X12		O920	27.5	15.09	61.5	50	
1JO-24-32	1.7/8"X12	2.1/2"X12		O932	27.5	15.09	59.5	70	
1JO-32	2.1/2"X12	2.1/2"X12		O932	33.9	15.09	66	70	

注：螺母及衬套需另行订货。管子直径D为公制时，配用螺母及衬套分别选用NB200、NB500。管子直径为英制时，配用螺母及衬套分别选NB200、NB300。Note: Nut and sleeve should be ordered separately. The nut NB200 and sleeve NB500 is suitable for metric tube, the nut NB200 and sleeve NB300 is suitable for inch tube.

# 美制螺纹JIC 74° 锥面扩口接头 JIC 74° Cone Flared Tube Fittings



## 1JO4-OG



45° 弯JIC外螺纹74° 外锥 / SAE外螺纹带O形圈轻  
系列ISO 11926-3  
45° ELBOW JIC MALE 74° CONE / SAE O-RING  
BOSS L-SERIES ISO 11926-3

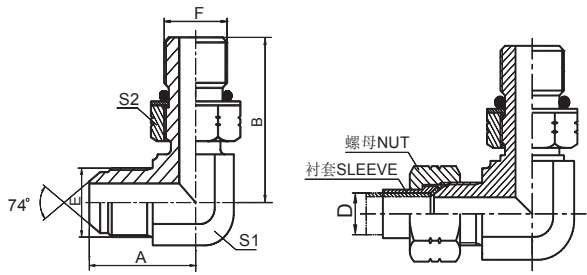
代号 PART NO.	螺纹 THREAD		O形圈 O-RING		尺寸 DIMENSIONS				
	E	F		F端	A	B	S1	S2	
1JO4-04OG	7/16"X20	7/16"X20		O904	21	24	11	17	
1JO4-04-06OG	7/16"X20	9/16"X18		O906	22.3	27.5	14	19	
1JO4-04-08OG	7/16"X20	3/4"X16		O908	23.5	31.5	19	24	
1JO4-05OG	1/2"X20	1/2"X20		O905	22	26.7	14	17	
1JO4-05-04OG	1/2"X20	7/16"X20		O904	22.3	26	14	17	
1JO4-06OG	9/16"X18	9/16"X18		O906	23.5	28	14	19	
1JO4-06-04OG	9/16"X18	7/16"X20		O904	22.8	26	14	17	
1JO4-06-05OG	9/16"X18	1/2"X20		O905	22.8	26.5	14	17	
1JO4-06-08OG	9/16"X18	3/4"X16		O908	25	32.5	19	24	
1JO4-06-10OG	9/16"X18	7/8"X14		O910	25.5	38.5	22	27	
1JO4-08OG	3/4"X16	3/4"X16		O908	25.8	32.5	19	24	
1JO4-08-06OG	3/4"X16	9/16"X18		O906	25.5	28	19	19	
1JO4-08-10OG	3/4"X16	7/8"X14		O910	28	38.7	22	27	
1JO4-08-12OG	3/4"X16	1.1/16"X12		O912	30	43.9	27	32	
1JO4-10OG	7/8"X14	7/8"X14		O910	29.5	38.7	22	27	
1JO4-10-08OG	7/8"X14	3/4"X16		O908	29.5	33	22	27	
1JO4-10-12OG	7/8"X14	1.1/16"X12		O912	33	43.9	27	32	
1JO4-12OG	1.1/16"X12	1.1/16"X12		O912	34	43.5	27	32	
1JO4-12-10OG	1.1/16"X12	7/8"X14		O910	34	42	27	27	
1JO4-12-16OG	1.1/16"X12	1.5/16"X12		O916	37	45.5	33	41	
1JO4-14OG	1.3/16"X12	1.3/16"X12		O914	37	44	30	36	
1JO4-16OG	1.5/16"X12	1.5/16"X12		O916	38	45.5	33	41	
1JO4-16-12OG	1.5/16"X12	1.1/16"X12		O912	38	45	33	32	
1JO4-16-20OG	1.5/16"X12	1.5/8"X12		O920	40.5	47	41	50	
1JO4-20OG	1.5/8"X12	1.5/8"X12		O920	42	48.5	41	50	
1JO4-20-24OG	1.5/8"X12	1.7/8"X12		O924	46	50	48	55	
1JO4-24OG	1.7/8"X12	1.7/8"X12		O924	48	50	48	55	
1JO4-32OG	2.1/2"X12	2.1/2"X12		O932	58	54	63	70	

注：1螺母及衬套需另行订货。管子直径D为公制时，配用螺母及衬套分别选用NB200、NB500。管子直径为英制时，配用螺母及衬套分别选用NB200、NB300。 2 F端与ISO 11926-1油口相配。Note: 1 Nut and sleeve should be ordered separately. The nut NB200 and sleeve NB500 is suitable for metric tube, the nut NB200 and sleeve NB300 is suitable for inch tube. 2 F end is connected with ISO 11926-1 port.

H



# 美制螺纹JIC 74° 锥面扩口接头 JIC 74° Cone Flared Tube Fittings



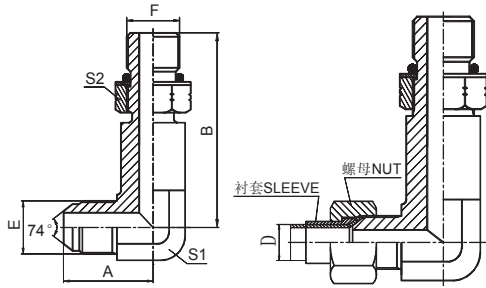
90° 弯美制JIC外螺纹74° 外  
 锥 / SAE外螺纹带O形圈轻系列ISO 11926-3  
 90° ELBOW JIC MALE 74°  
 CONE / SAE O-RING BOSS L-SERIES ISO 11926-3

## 1JO9-OG

代号 PART NO.	螺 纹 THREAD		O形圈 O-RING		尺 寸 DIMENSIONS				
	E	F		F端	A	B	S1	S2	
1JO9-04-03OG	7/16"X20	3/8"X24		O903	24.5	28	11	14	
1JO9-04OG	7/16"X20	7/16"X20		O904	24.5	27.2	11	17	
1JO9-04-05OG	7/16"X20	1/2"X20		O905	26.6	29.9	14	17	
1JO9-04-06OG	7/16"X20	9/16"X18		O906	26.6	31.8	14	19	
1JO9-05-04OG	1/2"X20	7/16"X20		O904	26.6	30	14	17	
1JO9-05OG	1/2"X20	1/2"X20		O905	26.6	29	14	17	
1JO9-05-06OG	1/2"X20	9/16"X18		O906	26.6	31.8	14	19	
1JO9-06-04OG	9/16"X18	7/16"X20		O904	26.9	30	14	17	
1JO9-06-05OG	9/16"X18	1/2"X20		O905	26.9	29.9	14	17	
1JO9-06OG	9/16"X18	9/16"X18		O906	26.9	31.8	14	19	
1JO9-06-08OG	9/16"X18	3/4"X16		O908	30	36.8	19	24	
1JO9-08-04OG	3/4"X16	7/16"X20		O904	32	33	19	17	
1JO9-08-06OG	3/4"X16	9/16"X18		O906	33	33.5	19	19	
1JO9-08OG	3/4"X16	3/4"X16		O908	33	36.8	19	24	
1JO9-08-10OG	3/4"X16	7/8"X14		O910	34.8	44	22	27	
1JO9-08-12OG	3/4"X16	1.1/16"X12		O912	37.9	51	27	32	
1JO9-10-08OG	7/8"X14	3/4"X16		O908	38	40	22	27	
1JO9-10OG	7/8"X14	7/8"X14		O910	37.8	44	22	27	
1JO9-10-12OG	7/8"X14	1.1/16"X12		O912	41	51	27	32	
1JO9-12-08OG	1.1/16"X12	3/4"X16		O908	45	44	27	24	
1JO9-12-10OG	1.1/16"X12	7/8"X14		O910	44.2	47	27	27	
1JO9-12OG	1.1/16"X12	1.1/16"X12		O912	44.2	51	27	32	
1JO9-12-16OG	1.1/16"X12	1.5/16"X12		O916	47.8	54.5	33	41	
1JO9-14OG	1.3/16"X12	1.3/16"X12		O914	47.5	53	30	36	
1JO9-14-16OG	1.3/16"X12	1.5/16"X12		O916	48.5	54.5	33	41	
1JO9-16-12OG	1.5/16"X12	1.1/16"X12		O912	48.8	54.5	33	32	
1JO9-16-14OG	1.5/16"X12	1.3/16"X12		O914	49	56	33	36	
1JO9-16OG	1.5/16"X12	1.5/16"X12		O916	48.8	54.5	33	41	
1JO9-16-20OG	1.5/16"X12	1.5/8"X12		O920	53.8	59	41	50	
1JO9-20-16OG	1.5/8"X12	1.5/16"X12		O916	55.5	59.5	41	41	
1JO9-20OG	1.5/8"X12	1.5/8"X12		O920	55.3	59	41	50	
1JO9-20-24OG	1.5/8" X12	1.7/8"X12		O924	59.4	63	48	55	
1JO9-24OG	1.7/8"X12	1.7/8"X12		O924	62.5	63	48	55	
1JO9-32OG	2.1/2"x12	2.1/2"x12		O932	80	76	63	70	

注： 1螺母及衬套需另行订货。管子直径D为公制时，配用螺母及衬套分别选用NB200、NB500。管子直径为英制时，配用螺母及衬套分别选用NB200、NB300。 2 F端与ISO 11926-1油口相配。 Note: 1 Nut and sleeve should be ordered separately.The nut NB200 and sleeve NB500 is suitable for metric tube,the nut NB200 and sleeve NB300 is suitable for inch tube. 2 F end is connected with ISO 11926-1 port.

# 美制螺纹JIC 74° 锥面扩口接头 JIC 74° Cone Flared Tube Fittings

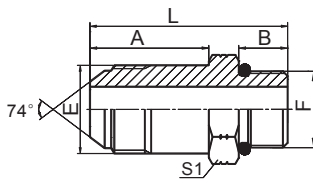


**1JO9-OG/L**

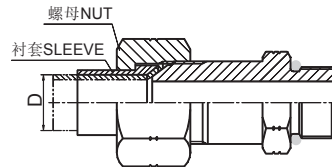
90° 美制JIC外螺纹 / 加长  
SAE外螺纹带O形圈轻系列ISO 11926-3  
90° JIC MALE / LONG SAE  
O-RING BOSS L-SERIES ISO 11926-3

代号 PART NO.	螺纹 THREAD		O形圈 O-RING		尺寸 DIMENSIONS				
	E	F		F端	A	B	S1	S2	
1JO9-04OGL	7/16"X20	7/16"X20		O904	24.5	44	11	17	
1JO9-06OGL	9/16"X18	9/16"X18		O906	26.9	52.8	14	19	
1JO9-08OGL	3/4"X16	3/4"X16		O908	32.5	63.5	19	24	
1JO9-10OGL	7/8"X14	7/8"X14		O910	37.8	73.4	22	27	
1JO9-12OGL	1.1/16"X12	1.1/16"X12		O912	44.2	84.8	27	32	
1JO9-16OGL	1.5/16"X12	1.5/16"X12		O916	49	94.5	33	41	

注：1螺母及衬套需另行订货。管子直径D为公制时，配用螺母及衬套分别选用NB200、NB500。管子直径为英制时，配用螺母及衬套分别选用NB200、NB300。 2 F端与ISO 11926-1油口相配。 Note: 1 Nut and sleeve should be ordered separately. The nut NB200 and sleeve NB500 is suitable for metric tube, the nut NB200 and sleeve NB300 is suitable for inch tube. 2 F end is connected with ISO 11926-1 port.



**1JO-L**



加长美制JIC外螺纹74° 外锥 /  
SAE外螺纹带O形圈轻系列ISO 11926-3  
LONG JIC MALE 74° CONE /  
SAE O-RING BOSS L-SERIES ISO 11926-3

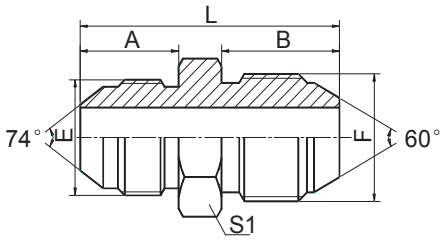
代号 PART NO.	螺纹 THREAD		O形圈 O-RING		尺寸 DIMENSIONS				
	E	F		F端	A	B	L	S1	
1JO-04L	7/16"X20	7/16"X20		O904	35	9.1	50.5	14	
1JO-05L	1/2"X20	1/2"X20		O905	37	9.1	52.5	17	
1JO-06L	9/16"X18	9/16"X18		O906	39	9.9	55.5	17	
1JO-08L	3/4"X16	3/4"X16		O908	48	11.1	67.5	22	
1JO-10L	7/8"X14	7/8"X14		O910	53	12.7	76	27	
1JO-12L	1.1/16"X12	1.1/16"X12		O912	63	15.1	89	32	
1JO-16L	1.5/16"X12	1.5/16"X12		O916	72	15.1	100	38	
1JO-20L	1.5/8"X12	1.5/8"X12		O920	88.1	15.1	118	50	

注：螺母及衬套需另行订货。管子直径D为公制时，配用螺母及衬套分别选用NB200、NB500。管子直径为英制时，配用螺母及衬套分别选用NB200、NB300。 Note: Nut and sleeve should be ordered separately. The nut NB200 and sleeve NB500 is suitable for metric tube, the nut NB200 and sleeve NB300 is suitable for inch tube.

H

# 美制螺纹JIC 74° 锥面扩口接头 JIC 74° Cone Flared Tube Fittings

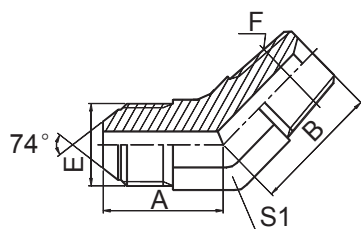
## 1JS



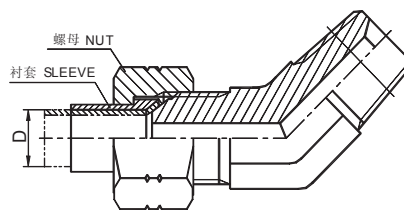
美制JIC外螺纹74° 外锥 / 日本英管外螺纹  
JIC MALE 74° CONE / JIS GAS MALE

代号 PART NO.	螺纹 THREAD		尺寸 DIMENSIONS						
	E	F			A	B	L	S1	
1JS-04	7/16"X20	G1/4"X19			14	16	36	14	
1JS-04-06	7/16"X20	G3/8"X19			14	18	38	17	
1JS-05-04	1/2"X20	G1/4"X19			14	16	36	14	
1JS-05-06	1/2"X20	G3/8"X19			14	18	38	17	
1JS-06	9/16"X18	G3/8"X19			14.1	18	38	17	
1JS-06-08	9/16"X18	G1/2"X14			14.1	20	42	22	
1JS-08-06	3/4"X16	G3/8"X19			16.7	18	42.5	22	
1JS-08	3/4"X16	G1/2"X14			16.7	20	44.5	22	
1JS-08-12	3/4"X16	G3/4"X14			16.7	22	48.5	30	
1JS-10-08	7/8"X14	G1/2"X14			19.3	20	47.5	24	
1JS-10-12	7/8"X14	G3/4"X14			19.3	22	51.5	30	
1JS-12	1.1/16 "X12	G3/4"X14			21.9	22	54	30	
1JS-12-16	1.1/16 "X12	G1"X11			21.9	24	57	36	
1JS-16-12	1.5/16"X12	G3/4"X14			23.1	22	56	36	
1JS-16	1.5/16"X12	G1"X11			23.1	24	58	36	
1JS-16-20	1.5/16"X12	G1.1/4"X11			23.1	27	63	46	
1JS-20	1.5/8"X12	G1.1/4"X11			24.3	27	64.5	46	
1JS-20-24	1.5/8"X12	G1.1/2"X11			24.3	27	66	50	

# 美制螺纹JIC 74° 锥面扩口接头 JIC 74° Cone Flared Tube Fittings



## 1JT4-SP



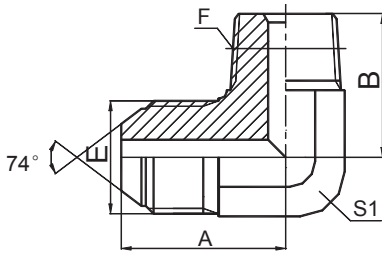
45° 弯美制JIC外螺纹74° 外锥 / 英锥管外螺纹  
45° ELBOW JIC MALE 74° CONE / BSPT MALE

代号 PART NO.	螺纹 THREAD		尺寸 DIMENSIONS				
	E	F	A	B	S1		
1JT4-04-02SP	7/16"X20	R1/8"X28	21.5	17	11		
1JT4-04SP	7/16"X20	R1/4"X19	22.3	21	14		
1JT4-04-06SP	7/16"X20	R3/8"X19	22.5	23	16		
1JT4-04-08SP	7/16"X20	R1/2"X14	24.5	29.5	22		
1JT4-05-02SP	1/2"X20	R1/8"X28	21.5	17.5	14		
1JT4-05-04SP	1/2"X20	R1/4"X19	22.3	21	14		
1JT4-05-06SP	1/2"X20	R3/8"X19	22.8	23	16		
1JT4-06-02SP	9/16"X18	R1/8"X28	22.8	18	14		
1JT4-06-04SP	9/16"X18	R1/4"X19	22.8	21	14		
1JT4-06SP	9/16"X18	R3/8"X19	22	23	16		
1JT4-06-08SP	9/16"X18	R1/2"X14	25	29.5	22		
1JT4-08-04SP	3/4"X16	R1/4"X19	26.8	22	19		
1JT4-08-06SP	3/4"X16	R3/8"X19	26.8	24	19		
1JT4-08SP	3/4"X16	R1/2"X14	28	29.5	22		
1JT4-08-12SP	3/4"X16	R3/4"X14	29	30.5	27		
1JT4-10-06SP	7/8"X14	R3/8"X19	31	25	22		
1JT4-10-08SP	7/8"X14	R1/2"X14	31	29.5	22		
1JT4-10-12SP	7/8"X14	R3/4"X14	32	30.5	27		
1JT4-12-08SP	1.1/16"X12	R1/2"X14	35.5	30	27		
1JT4-12SP	1.1/16"X12	R3/4"X14	35.5	30.5	27		
1JT4-12-16SP	1.1/16"X12	R1"X11	37.5	38	33		
1JT4-16-12SP	1.5/16"X12	R3/4"X14	38.5	32.5	33		
1JT4-16SP	1.5/16"X12	R1"X11	38.5	38	33		
1JT4-16-20SP	1.5/16"X12	R1.1/4"X11	42	43	41		
1JT4-20-16SP	1.5/8"X12	R1"X11	43	42	41		
1JT4-20SP	1.5/8"X12	R1.1/4"X11	43	43	41		
1JT4-20-24SP	1.5/8"X12	R1.1/2"X11	46	47.5	48		
1JT4-24-20SP	1.7/8"X12	R1.1/4"X11	49	45.5	48		
1JT4-24SP	1.7/8"X12	R1.1/2"X11	49	47.5	48		
1JT4-32SP	2.1/2"X12	R2"X11	58	50	63		

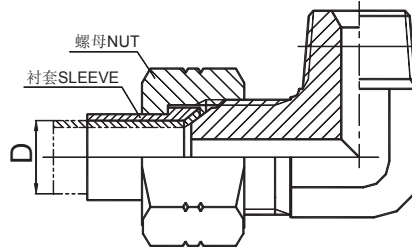
注：螺母及衬套需另行订货。管子直径D为公制时，配用螺母及衬套分别选用NB200、NB500。管子直径为英制时，配用螺母及衬套分别选用NB200、NB300。 Note : Nut and sleeve should be ordered separately. The nut NB200 and sleeve NB500 is suitable for metric tube, the nut NB200 and sleeve NB300 is suitable for inch tube.

H

# 美制螺纹JIC 74° 锥面扩口接头 JIC 74° Cone Flared Tube Fittings



## 1JT9-SP

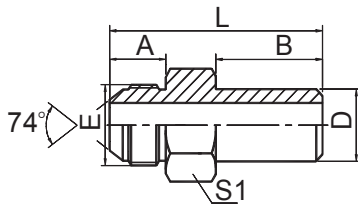


90° 弯美制JIC外螺纹74° 外锥 / 英锥管外螺纹  
90° ELBOW JIC MALE 74° CONE / BSPT MALE

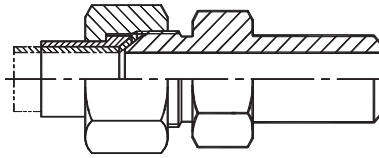
代号 PART NO.	螺 纹 THREAD		尺 寸 DIMENSIONS						
	E	F			A	B	S1		
1JT9-02SP	5/16"X24	R1/8"X28			20.5	21	11		
1JT9-04-02SP	7/16"X20	R1/8"X28			24.5	21	11		
1JT9-04SP	7/16"X20	R1/4"X19			26.6	25.5	14		
1JT9-04-06SP	7/16"X20	R3/8"X19			27.5	28	16		
1JT9-05-02SP	1/2"X20	R1/8"X28			26.6	23.5	14		
1JT9-05-04SP	1/2"X20	R1/4"X19			26.6	25.5	14		
1JT9-05-06SP	1/2"X20	R3/8"X19			27.5	28	16		
1JT9-06-02SP	9/16"X18	R1/8"X28			26.9	23.5	14		
1JT9-06-04SP	9/16"X18	R1/4"X19			26.9	25.5	14		
1JT9-06SP	9/16"X18	R3/8"X19			28.5	28.5	16		
1JT9-06-08SP	9/16"X18	R1/2"X14			32	36	22		
1JT9-08-04SP	3/4"X16	R1/4"X19			32	28	19		
1JT9-08-06SP	3/4"X16	R3/8"X19			32	30.5	19		
1JT9-08SP	3/4"X16	R1/2"X14			34.8	36	22		
1JT9-08-12SP	3/4"X16	R3/4"X14			37.9	43.5	27		
1JT9-10-06SP	7/8"X14	R3/8"X19			38	32	22		
1JT9-10-08SP	7/8"X14	R1/2"X14			37.8	36	22		
1JT9-10-12SP	7/8"X14	R3/4"X14			41	43.5	27		
1JT9-12-08SP	1.1/16"X12	R1/2"X14			44.2	40	27		
1JT9-12SP	1.1/16"X12	R3/4"X14			44.2	43.5	27		
1JT9-12-16SP	1.1/16"X12	R1"X11			47.8	50	33		
1JT9-16-12SP	1.5/16"X12	R3/4"X14			49	47.5	33		
1JT9-16SP	1.5/16"X12	R1"X11			49	50	33		
1JT9-16-20SP	1.5/16"X12	R1.1/4"X11			54	56.5	41		
1JT9-20-16SP	1.5/8"X12	R1"X11			55.5	56.5	41		
1JT9-20SP	1.5/8"X12	R1.1/4"X11			55.5	56.5	41		
1JT9-24-20SP	1.7/8"X12	R1.1/4"X11			62.5	61	48		
1JT9-24SP	1.7/8"X12	R1.1/2"X11			62.5	62.5	48		
1JT9-24-32SP	1.7/8"X12	R2"X11			74.5	67	63		
1JT9-32SP	2.1/2"X12	R2"X11			75.4	67	63		

注：螺母及衬套需另行订货。管子直径D为公制时，配用螺母及衬套分别选用NB200、NB500。管子直径为英制时，配用螺母及衬套分别选用NB200、NB300。 Note: Nut and sleeve should be ordered separately. The nut NB200 and sleeve NB500 is suitable for metric tube, the nut NB200 and sleeve NB300 is suitable for inch tube.

# 美制螺纹JIC 74° 锥面扩口接头 JIC 74° Cone Flared Tube Fittings

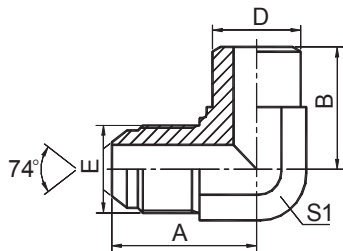


**1JW**

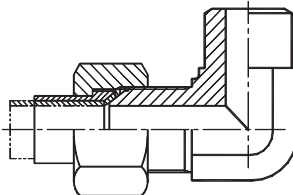


美制JIC外螺纹74° 外锥 / 焊接管  
JIC MALE 74° CONE / BUTT-WELD TUBE

代号 PART NO.	螺纹 THREAD		尺寸 DIMENSIONS				
	E		A	B	D	L	S1
1JW-06-14	9/16"X18		14.1	8	14	28	17
1JW-08-18	3/4"X16		16.7	10	18	35	22
1JW-12-22	1.1/16"X12		21.9	10	22	42	30
1JW-12-28	1.1/16"X12		21.9	12	28	44	30
1JW-16-28	1.5/16"X12		23	12	28	46	36
1JW-20-34	1.5/8"X12		24.3	14	34	51.5	46
1JW-32-60	2.1/2"X12		33.9	20	60	71	65



**1JW9-IN**

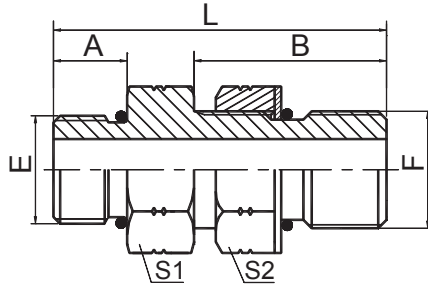


90° JIC外螺纹74° 外锥 / 英寸制焊接管  
90° JIC MALE 74° CONE / INCH WELD TUBE

代号 PART NO.	螺纹 THREAD		焊接管外径 D	尺寸 DIMENSIONS			
	E		WELD TUBE O.D D	A	B	S1	
1JW9-04IN	7/16"X20		1/4"	24.5	22.5	11	
1JW9-06IN	9/16"X18		3/8"	26.9	22.5	14	
1JW9-08IN	3/4"X16		1/2"	32	25	19	
1JW9-10IN	7/8"X14		5/8"	37.8	31	22	
1JW9-12IN	1.1/16"X12		3/4"	44.2	34.5	27	
1JW9-16IN	1.5/16"X12		1"	48.8	41	33	
1JW9-20IN	1.5/8"X12		1.1/4"	55.3	43	41	
1JW9-24IN	1.7/8"X12		1.1/2"	62.5	53	48	

H

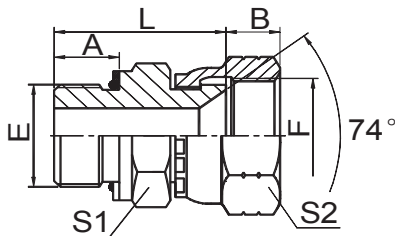
# 美制螺纹JIC 74° 锥面扩口接头 JIC 74° Cone Flared Tube Fittings



## 10-OG

美制SAE外螺纹带O形圈堵头轻系列ISO 11926-3  
SAE O-RING BOSS PLUG L-SERIES ISO 11926-3

代号 PART NO.	螺纹 THREAD		O形圈 O-RING		尺寸 DIMENSIONS				
	E	F	E端	F端	A	B	L	S1	S2
10-04OG	7/16"X20	7/16"X20	O904	O904	9.14	18	33	14	17
10-04-06OG	7/16"X20	9/16"X18	O904	O906	9.14	20	35.1	17	19
10-06OG	9/16"X18	9/16"X18	O906	O906	9.93	20	36	17	19
10-06-08OG	9/16"X18	3/4"X16	O906	O908	9.93	22	40	22	24
10-08OG	3/4"X16	3/4"X16	O908	O908	11.13	22	40	22	24
10-08-12OG	3/4"X16	1.1/16"X12	O908	O912	11.13	29	51	32	32
10-10OG	7/8"X14	7/8"X14	O910	O910	12.7	26	46	27	27
10-12OG	1.1/16"X12	1.1/16"X12	O912	O912	15.1	29	54	32	32
10-16OG	1.5/16"X12	1.5/16"X12	O916	O916	15.1	29	54	38	41
10-20OG	1.5/8"X12	1.5/8"X12	O920	O920	15.1	29	54	50	50
10-24OG	1.7/8"X12	1.7/8"X12	O924	O924	15.1	29	54	55	55

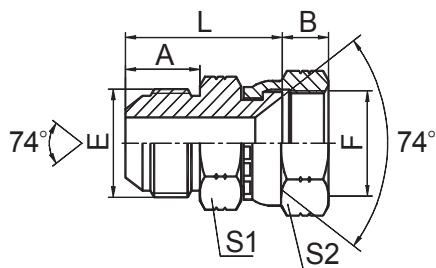


## 2GJ

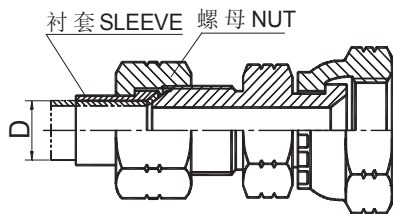
英管外螺纹O形圈 / JIC内螺纹74° 内锥面  
BSP MALE O-RING / JIC FEMALE 74° SEAT

代号 PART NO.	螺纹 THREAD		O形圈 O-RING		尺寸 DIMENSIONS				
	E	F	E端	F端	A	B	L	S1	S2
2GJ-04	G1/4"X19	7/16"X20	10.77X2.62		10	9	26.5	19	15
2GJ-04-05	G1/4"X19	1/2"X20	10.77X2.62		11	9	27	19	17
2GJ-04-06	G1/4"X19	9/16"X18	10.77X2.62		11	10.5	27	19	19
2GJ-06	G3/8"X19	9/16"X18	13.94X2.62		11.5	10.5	29.5	24	19
2GJ-06-08	G3/8"X19	3/4"X16	13.94X2.62		11.5	10.5	31.5	24	24
2GJ-08	G1/2"X14	3/4"X16	17.12X2.62		14	10.5	36	27	24
2GJ-08-06	G1/2"X14	9/16"X18	17.12X2.62		14	10.5	35.5	27	19
2GJ-08-10	G1/2"X14	7/8"X14	17.12X2.62		14	12	36.5	27	27
2GJ-12	G3/4"X14	1.1/16"X12	23.47X2.62		15.5	15	39	36	32
2GJ-12-08	G3/4"X14	3/4"X16	23.47X2.62		15.5	10.5	38	36	24
2GJ-12-10	G3/4"X14	7/8"X14	23.47X2.62		15.5	11	40.5	36	27
2GJ-12-16	G3/4"X14	1.5/16"X12	23.47X2.62		15.5	16	39	36	41
2GJ-16	G1"X11	1.5/16"X12	29.74X3.53		18	16	45	41	41
2GJ-20	G1.1/4"X11	1.5/8"X12	37.69X3.53		20	17	53	50	50
2GJ-24	G1.1/2"X11	1.7/8"X12	44.04X3.53		21.5	20	57	60	55

# 美制螺纹JIC 74° 锥面扩口接头 JIC 74° Cone Flared Tube Fittings



**2J**



美制JIC外螺纹74° 外锥 / JIC内螺纹74° 内锥  
JIC MALE 74° CONE / JIC FEMALE 74° SEAT

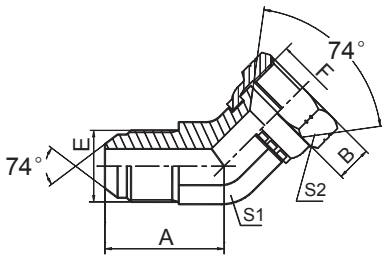
代号 PART NO.	螺纹 THREAD		尺寸 DIMENSIONS				
	E	F	A	B	L	S1	S2
2J-04	7/16"X20	7/16"X20	14	9	28	12	15
2J-04-05	7/16"X20	1/2"X20	14	9.5	28.5	12	17
2J-04-06	7/16"X20	9/16"X18	14	10.5	28.5	14	19
2J-04-08	7/16"X20	3/4"X16	14	11	30.5	19	24
2J-05	1/2"X20	1/2"X20	14	9.5	29	14	17
2J-05-06	1/2"X20	9/16"X18	14	10.5	28.5	14	19
2J-05-08	1/2"X20	3/4"X16	14	11	30.5	19	24
2J-06	9/16"X18	9/16"X18	14.1	10.5	29	17	19
2J-06-08	9/16"X18	3/4"X16	14.1	11	31	19	24
2J-06-10	9/16"X18	7/8"X14	14.1	13	33.5	22	27
2J-08	3/4"X16	3/4"X16	16.7	11	36	22	24
2J-08-06	3/4"X16	9/16"X18	16.7	10.5	34	22	19
2J-08-10	3/4"X16	7/8"X14	16.7	13	36.5	22	27
2J-08-12	3/4"X16	1.1/16"X12	16.7	15	39.5	27	32
2J-10	7/8"X14	7/8"X14	19.3	13	39	24	27
2J-10-08	7/8"X14	3/4"X16	19.3	11	38	24	24
2J-10-12	7/8"X14	1.1/16"X12	19.3	15	42	27	32
2J-12	1.1/16"X12	1.1/16"X12	21.9	15	44.5	30	32
2J-12-10	1.1/16"X12	7/8"X14	21.9	13	43.5	30	27
2J-12-16	1.1/16"X12	1.5/16"X12	21.9	16	45.5	36	41
2J-16	1.5/16"X12	1.5/16"X12	23.1	16	46.5	36	41
2J-16-20	1.5/16"X12	1.5/8"X12	23.1	17	53	41	50
2J-20	1.5/8"X12	1.5/8"X12	24.3	17	54	46	50
2J-20-24	1.5/8"X12	1.7/8"X12	24.3	20	55.5	46	55
2J-24	1.7/8"X12	1.7/8"X12	27.5	20	61	50	55
2J-24-32	1.7/8"X12	2.1/2"X12	27.5	24.5	62	65	75
2J-32	2.1/2"X12	2.1/2"X12	33.9	24.5	69.5	65	75

注：螺母及衬套需另行订货。管子直径D为公制时，配用螺母及衬套分别选用NB200、NB500。管子直径为英制时，配用螺母及衬套分别选用NB200、NB300。 Note: Nut and sleeve should be ordered separately. The nut NB200 and sleeve NB500 is suitable for metric tube, the nut NB200 and sleeve NB300 is suitable for inch tube.

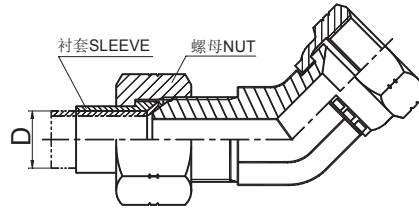
H



# 美制螺纹JIC 74° 锥面扩口接头 JIC 74° Cone Flared Tube Fittings



**2J4**

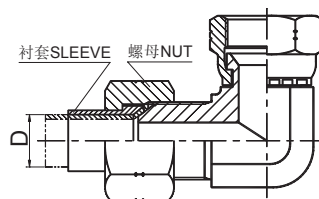
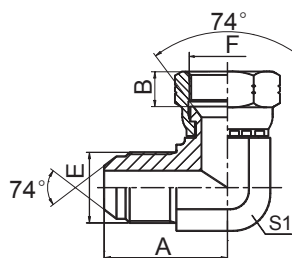


45° 弯美制JIC外螺纹74° 外锥 / JIC内螺纹74° 内锥  
45° ELBOW JIC MALE 74° CONE / JIC FEMALE 74° SEAT

代号 PART NO.	螺 纹 THREAD		尺 寸 DIMENSIONS					
	E	F			A	B	S1	S2
2J4-04	7/16"X20	7/16"X20			21.5	9	11	15
2J4-05	1/2"X20	1/2"X20			22	9.5	14	17
2J4-06	9/16"X18	9/16"X18			22.8	10.5	14	19
2J4-08	3/4"X16	3/4"X16			26.8	11	19	24
2J4-10	7/8"X14	7/8"X14			31	13	22	27
2J4-12	1.1/16"X12	1.1/16"X12			35.5	15	27	32
2J4-14	1.3/16"X12	1.3/16"X12			37	15	30	36
2J4-16	1.5/16"X12	1.5/16"X12			38.5	16	33	41
2J4-20	1.5/8"X12	1.5/8"X12			43	17	41	50
2J4-24	1.7/8"X12	1.7/8"X12			49	20	48	55
2J4-32	2.1/2"X12	2.1/2"X12			58	24.5	63	75

注：螺母及衬套需另行订货。管子直径D为公制时，配用螺母及衬套分别选用NB200、NB500。管子直径为英制时，配用螺母及衬套分别选用NB200、NB300。  
Note: Nut and sleeve should be ordered separately. The nut NB200 and sleeve NB500 is suitable for metric tube, the nut NB200 and sleeve NB300 is suitable for inch tube.

# 美制螺纹JIC 74° 锥面扩口接头 JIC 74° Cone Flared Tube Fittings



## 2J9

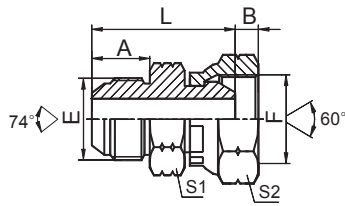
90°弯美制JIC外螺纹74°外锥 / JIC内螺纹74°内锥  
90° ELBOW JIC MALE 74° CONE / JIC FEMALE 74° SEAT

代号 PART NO.	螺 纹 THREAD		尺 寸 DIMENSIONS						
	E	F	A	B	S1	S2			
2J9-02	5/16"X24	5/16"X24	21	5.6	11	12			
2J9-03	3/8"X24	3/8"X24	22	5	11	14			
2J9-04	7/16"X20	7/16"X20	24.5	9	11	15			
2J9-05	1/2"X20	1/2"X20	26.5	9.5	14	17			
2J9-06	9/16"X18	9/16"X18	26.9	10.5	14	19			
2J9-06-08	9/16"X18	3/4"X16	28.5	11	16	24			
2J9-08-06	3/4"X16	9/16"X18	32	10.5	19	19			
2J9-08	3/4"X16	3/4"X16	32	11	19	24			
2J9-08-10	3/4"X16	7/8"X14	32	13	19	27			
2J9-10	7/8"X14	7/8"X14	37.8	13	22	27			
2J9-10-08	7/8"X14	3/4"X16	37.8	11	22	24			
2J9-10-12	7/8"X14	1.1/16"X12	39.5	15	24	32			
2J9-12	1.1/16"X12	1.1/16"X12	44.2	15	27	32			
2J9-12-10	1.1/16"X12	7/8"X14	44.2	13	27	27			
2J9-12-16	1.1/16"X12	1.5/16"X12	46	16	30	41			
2J9-14	1.3/16"X12	1.3/16"X12	47.5	15	30	36			
2J9-16	1.5/16"X12	1.5/16"X12	48.8	16	33	41			
2J9-16-20	1.5/16"X12	1.5/8"X12	54	17	41	50			
2J9-20-16	1.5/8"X12	1.5/16"X12	55.5	16	41	41			
2J9-20	1.5/8"X12	1.5/8"X12	55.5	17	41	50			
2J9-20-24	1.5/8"X12	1.7/8"X12	59.5	20	48	55			
2J9-24-20	1.7/8"X12	1.5/8"X12	62.5	17	48	50			
2J9-24	1.7/8"X12	1.7/8"X12	62.5	20	48	55			
2J9-32	2.1/2"X12	2.1/2"X12	75.5	24.5	63	75			

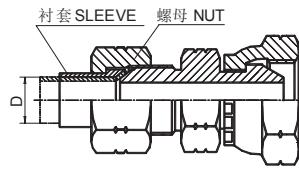
注：螺母及衬套需另行订货。管子直径D为公制时，配用螺母及衬套分别选用NB200、NB500。管子直径为英制时，配用螺母及衬套分别选用NB200、NB300。 Note: Nut and sleeve should be ordered separately. The nut NB200 and sleeve NB500 is suitable for metric tube, the nut NB200 and sleeve NB300 is suitable for inch tube.

H

# 美制螺纹JIC 74° 锥面扩口接头 JIC 74° Cone Flared Tube Fittings



**2JB**

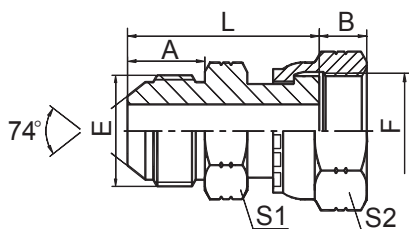


JIC外螺纹74° 外锥 / 英管内螺纹60° 外锥  
JIC MALE 74° CONE / BSP FEMALE 60° CONE

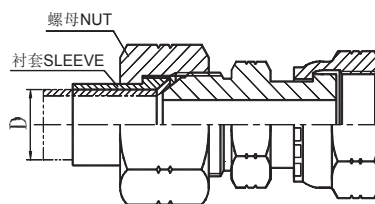
代号 PART NO.	螺纹 THREAD		尺寸 DIMENSIONS					
	E	F	A	B	L	S1	S2	
2JB-04	7/16"X20	G1/4"X19	14	5.5	31	12	19	
2JB-04-02	7/16"X20	G1/8"X28	14	5.5	29	14	14	
2JB-04-06	7/16"X20	G3/8"X19	14	6.3	32.5	17	22	
2JB-05-02	1/2"X20	G1/8"X28	14	5.5	29	14	14	
2JB-05-04	1/2"X20	G1/4"X19	14	5.5	31	14	19	
2JB-06	9/16"X18	G3/8"X19	14.1	6.3	32.5	17	22	
2JB-06-04	9/16"X18	G1/4"X19	14.1	5.5	31	17	19	
2JB-06-08	9/16"X18	G1/2"X14	14.1	7.5	34	19	27	
2JB-08	3/4"X16	G1/2"X14	16.7	7.5	38.5	22	27	
2JB-08-04	3/4"X16	G1/4"X19	16.7	5.5	35.5	22	19	
2JB-08-06	3/4"X16	G3/8"X19	16.7	6.3	37	22	22	
2JB-08-12	3/4"X16	G3/4"X14	16.7	10.9	42	27	32	
2JB-10	7/8"X14	G5/8"X14	19.3	9.5	42	24	30	
2JB-10-08	7/8"X14	G1/2"X14	19.3	7.5	41	24	27	
2JB-12	1.1/16"X12	G3/4"X14	21.9	10.9	47	30	32	
2JB-12-08	1.1/16"X12	G1/2"X14	21.9	7.5	46	30	27	
2JB-12-16	1.1/16"X12	G1"X11	21.9	11.7	49.5	32	41	
2JB-16	1.5/16"X12	G1"X11	23.1	11.7	51	36	41	
2JB-20	1.5/8"X12	G1.1/4"X11	24.3	11	57	46	50	
2JB-20-16	1.5/8"X12	G1"X11	24.3	11.7	53.5	46	41	
2JB-24	1.7/8"X12	G1.1/2"X11	27.5	13	62.5	50	55	
2JB-24-20	1.7/8"X12	G1.1/4"X11	27.5	11	62.5	50	50	

注：螺母及衬套需另行订货。管子直径D为公制时，配用螺母及衬套分别选用NB200、NB500。管子直径为英制时，配用螺母及衬套分别选用NB200、NB300。Nut and sleeve should be ordered separate ly.The nut NB200 and sleeve NB500 is suitable for metric tube,the nut NB200 and sleeve NB300 is suitable for inch tube.

# 美制螺纹JIC 74° 锥面扩口接头 JIC 74° Cone Flared Tube Fittings



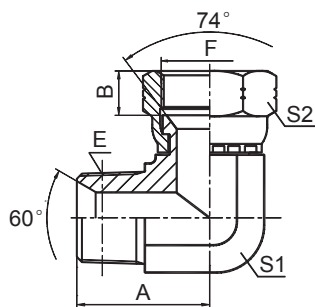
## 2JF



## JIC外螺纹74° 内锥 / ORFS内螺纹 JIC MALE 74° CONE / ORFS FEMALE

代号 PART NO.	螺纹 THREAD		尺寸 DIMENSIONS				
	E	F	A	B	L	S1	S2
2JF-04	7/16"X20	9/16X18	14	8.5	35.5	14	19
2JF-06	9/16"X18	11/16"X16	14.1	10	38.5	17	22
2JF-08	3/4"X16	13/16"X16	16.7	11	45	22	27
2JF-10	7/8"X14	1"X14	19.3	13.5	51.5	24	30
2JF-12	1.1/16"X12	1.3/16"X12	21.9	15	58	30	36
2JF-16	1.5/16"X12	1.7/16"X12	23.1	15	62	36	41
2JF-20	1.5/8"X12	1.11/16"X12	24.3	15	68.5	46	50

注：螺母及衬套需另行订货。管子直径D为公制时，配用螺母及衬套分别选用NB200、NB500。管子直径为英制时，配用螺母及衬套分别选用NB200、NB300。 Nut and sleeve should be ordered separately. The nut NB200 and sleeve NB500 is suitable for metric tube, the nut NB200 and sleeve NB300 is suitable for inch tube.

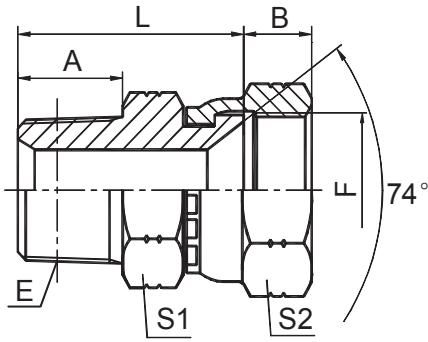


## 2NJ9

## 90° 美制布锥管外螺纹 / JIC内螺纹74° 内锥 90° NPT MALE / JIC FEMALE 74° SEAT

代号 PART NO.	螺纹 THREAD		尺寸 DIMENSIONS				
	E	F	A	B	S1	S2	
2NJ9-02-04	Z1/4"X18	7/16"X20	21	9	11	17	
2NJ9-02-05	Z1/4"X18	1/2"X20	21	9	11	17	
2NJ9-04	Z1/4"X18	7/16"X20	25.5	9	14	17	
2NJ9-04-06	Z1/4"X18	9/16"X18	25.5	10.5	14	19	
2NJ9-06	Z3/8"X18	9/16"X18	31	10.5	19	19	
2NJ9-06-08	Z3/8"X18	3/4"X16	31	10.5	19	24	
2NJ9-08	Z1/2"X14	3/4"X16	37.3	10.5	22	24	
2NJ9-08-10	Z1/2"X14	7/8"X14	37.3	12	22	27	
2NJ9-08-12	Z1/2"X14	1.1/16"X12	37.5	15	24	32	
2NJ9-12	Z3/4"X14	1.1/16"X12	44	15	27	32	
2NJ9-12-08	Z3/4"X14	3/4"X16	43.5	10.5	27	24	
2NJ9-12-10	Z3/4"X14	7/8"X14	43.5	12	27	27	
2NJ9-16	Z1"X11.5	1.5/16"X12	50	16	33	41	
2NJ9-16-14	Z1"X11.5	1.3/16"X12	49	15	33	36	
2NJ9-20	Z1.1/4"X11.5	1.5/8"X12	53	17	41	50	
2NJ9-24	Z1.1/2"X11.5	1.7/8"X12	59	20	48	55	

# 美制螺纹JIC 74° 锥面扩口接头 JIC 74° Cone Flared Tube Fittings

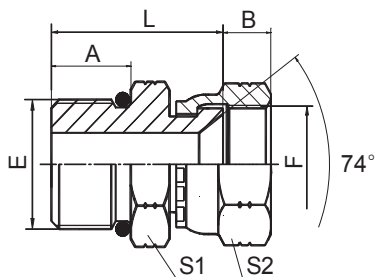


## 2NJ

布锥管外螺纹 / JIC内螺纹74° 内锥  
NPT MALE / JIC FEMALE 74° SEAT

代号 PART NO.	螺纹 THREAD		尺寸 DIMENSIONS						
	E	F	A	B	L	S1	S2		
2NJ-02-04	Z1/8"X27	7/16"X20	10.5	9	24.5	12	17		
2NJ-02-05	Z1/8"X27	1/2"X20	10.5	9	25	12	17		
2NJ-04	Z1/4"X18	7/16"X20	15	9	29	17	17		
2NJ-04-05	Z1/4"X18	1/2"X20	15	9	29.5	17	17		
2NJ-04-06	Z1/4"X18	9/16"X18	15	10.5	29.5	17	19		
2NJ-04-08	Z1/4"X18	3/4"X16	15	10.5	31.5	19	24		
2NJ-06	Z3/8"X18	9/16"X18	16	10.5	30.5	19	19		
2NJ-06-08	Z3/8"X18	3/4"X16	16	10.5	32.5	19	24		
2NJ-06-10	Z3/8"X18	7/8"X14	16	12	35	22	27		
2NJ-08	Z1/2"X14	3/4"X16	19.5	10.5	37.5	22	24		
2NJ-08-06	Z1/2"X14	9/16"X18	19.5	10.5	36	22	19		
2NJ-08-10	Z1/2"X14	7/8"X14	19.5	12	38	22	27		
2NJ-08-12	Z1/2"X14	1.1/16"X12	19.5	15	42	27	32		
2NJ-12	Z3/4"X14	1.1/16"X12	19.5	15	42	30	32		
2NJ-12-08	Z3/4"X14	3/4"X16	19.5	10.5	40	30	24		
2NJ-12-10	Z3/4"X14	7/8"X14	19.5	12	40.5	30	27		
2NJ-12-16	Z3/4"X14	1.5/16"X12	19.5	16	42.5	32	41		
2NJ-16	Z1"X11.5	1.5/16"X12	25.5	16	48	36	41		
2NJ-16-12	Z1"X11.5	1.1/16"X12	25.5	15	49	36	32		
2NJ-16-20	Z1"X11.5	1.5/8"X12	25.5	17	55	41	50		
2NJ-20	Z1.1/4"X11.5	1.5/8"X12	26.5	17	56	46	50		
2NJ-20-24	Z1.1/4"X11.5	1.7/8"X12	26.5	20	58	46	60		
2NJ-24-20	Z1.1/2"X11.5	1.5/8"X12	27.5	17	59	50	50		
2NJ-24	Z1.1/2"X11.5	1.7/8"X12	27.5	23.5	60.5	50	60		

# 美制螺纹JIC 74° 锥面扩口接头 JIC 74° Cone Flared Tube Fittings



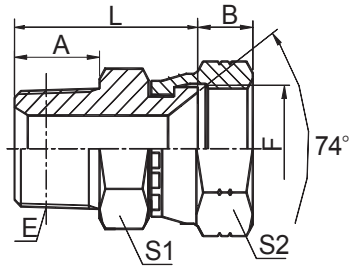
## 20J

SAE外螺纹带O形圈 / JIC内螺纹74° 内锥  
SAE O-RING BOSS / JIC FEMALE 74° SEAT

代号 PART NO.	螺纹 THREAD		O形圈 O-RING		尺寸 DIMENSIONS				
	E	F	E端		A	B	L	S1	S2
20J-04	7/16"X20	7/16"X20	8.92x1.83		9.1	9	23	14	15
20J-05	1/2"X20	1/2"X20	10.52x1.83		9.1	9	23.5	17	17
20J-05-04	1/2"X20	7/16"X20	10.52x1.83		9.1	9	23	17	15
20J-06	9/16"X18	9/16"X18	11.89x1.98		9.9	10.5	24.5	17	19
20J-06-04	9/16"X18	7/16"X20	11.89x1.98		9.9	9	24	17	15
20J-06-08	9/16"X18	3/4"X16	11.89x1.98		9.9	10.5	26	19	24
20J-08	3/4"X16	3/4"X16	16.36x2.21		11.1	10.5	29.5	22	24
20J-08-06	3/4"X16	9/16"X18	16.36x2.21		11.1	10.5	27.5	22	19
20J-08-10	3/4"X16	7/8"X14	19.18x2.46		11.1	12	30	22	27
20J-10	7/8"X14	7/8"X14	19.18x2.46		12.7	12	34	27	27
20J-10-08	7/8"X14	3/4"X16	19.18x2.46		12.7	10.5	33	27	24
20J-10-12	7/8"X14	1.1/16"X12	23.47x2.95		12.7	15	35	27	32
20J-12	1.1/16"X12	1.1/16"X12	23.47x2.95		15.1	15	38.5	32	32
20J-12-08	1.1/16"X12	3/4"X16	23.47x2.95		15.1	10.5	36.5	32	24
20J-12-10	1.1/16"X12	7/8"X14	23.47x2.95		15.1	12	37	32	27
20J-12-16	1.1/16"X12	1.5/16"X12	23.47x2.95		15.1	16	38.5	32	41
20J-14	1.3/16"X12	1.3/16"X12	26.62x2.95		15.1	15	38.5	36	36
20J-16	1.5/16"X12	1.5/16"X12	29.74x2.95		15.1	16	38.5	38	41
20J-16-12	1.5/16"X12	1.1/16"X12	29.74x2.95		15.1	15	38.5	38	32
20J-16-14	1.5/16"X12	1.3/16"X12	29.74x2.95		15.1	15	38.5	38	36
20J-16-20	1.5/16"X12	1.5/8"X12	37.46x3.00		15.1	17	42	41	50
20J-20	1.5/8"X12	1.5/8"X12	37.46x3.00		15.1	17	46.5	50	50
20J-24	1.7/8"X12	1.7/8"X12	43.69x3.00		15.1	20	48	55	55
20J-32	2.1/2"X12	2.1/2"X12	59.36x3.00		15.1	24.5	50.5	70	75

H

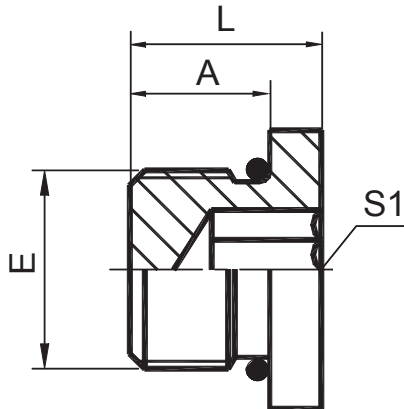
# 美制螺纹JIC 74° 锥面扩口接头 JIC 74° Cone Flared Tube Fittings



## 2TJ-SP

英锥管外螺纹 / 美制JIC内螺纹74° 内锥  
BSPT MALE / JIC FEMALE 74° SEAT

代号 PART NO.	螺纹 THREAD		尺寸 DIMENSIONS				
	E	F	A	B	L	S1	S2
2TJ-02-04SP	R1/8"X28	7/16"X20	10	9	24	12	17
2TJ-04SP	R1/4"X19	7/16"X20	14	9	28	14	17
2TJ-04-05SP	R1/4"X19	1/2"X20	14	9	28.5	14	17
2TJ-04-06SP	R1/4"X19	9/16"X18	14	10.5	28.5	14	19
2TJ-06-05SP	R3/8"X19	1/2"X20	15	9	29.5	19	17
2TJ-06SP	R3/8"X19	9/16"X18	15	10.5	29.5	17	19
2TJ-06-08SP	R3/8"X19	3/4"X16	15	10.5	31.5	19	24
2TJ-08SP	R1/2"X14	3/4"X16	19	10.5	37.5	24	24
2TJ-08-10SP	R1/2"X14	7/8"X14	19	12	38	24	27
2TJ-08-12SP	R1/2"X14	1.1/16"X12	20	15	42.5	27	32
2TJ-12SP	R3/4"X14	1.1/16"X12	19	15	41.5	30	32
2TJ-12-16SP	R3/4"X14	1.5/16"X12	20	16	43.5	32	41
2TJ-16SP	R1"X11	1.5/16"X12	24	16	47.5	36	41
2TJ-20SP	R1.1/4"X11	1.5/8"X12	26.5	17	55	46	50
2TJ-24SP	R1.1/2"X11	1.7/8"X12	26.5	20	60	50	55

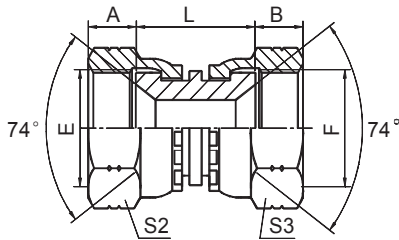


## 4ON

SAE外螺纹内六角堵头  
SAE O-RING BOSS HOLLOW HEX PLUG

代号 PART NO.	螺纹 THREAD		O形圈 O-RING		尺寸 DIMENSIONS				
	E		E端		A	L	S1		
4ON-04	7/16"X20		8.92X1.83		9.1	11.5	5		
4ON-05	1/2"X20		10.52X1.83		9.1	11.5	5		
4ON-06	9/16"X18		11.89X1.98		9.9	12.2	6		
4ON-08	3/4"X16		16.36X2.21		11.1	14.3	8		
4ON-10	7/8"X14		19.18X2.46		12.7	16	10		
4ON-12	1.1/16"X12		23.47X2.95		15.1	19	14		
4ON-16	1.5/16"X12		29.74X2.95		15.1	19	16		
4ON-20	1.5/8"X12		37.46X3.00		15.1	19	19		

# 美制螺纹JIC 74° 锥面扩口接头 JIC 74° Cone Flared Tube Fittings



## 3J

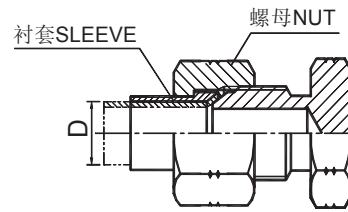
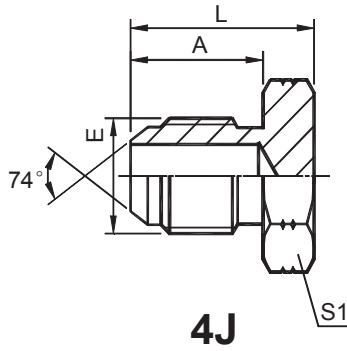
美制JIC内螺纹74° 内锥  
JIC FEMALE 74° SEAT

代号 PART NO.	螺纹 THREAD		尺寸 DIMENSIONS				
	E	F	A	B	L	S2	S3
3J-04	7/16"X20	7/16"X20	9	9	19	15	15
3J-04-05	7/16"X20	1/2"X20	9	9.5	20.5	15	17
3J-04-06	7/16"X20	9/16"X18	9	10.5	20.5	15	19
3J-05	1/2"X20	1/2"X20	9.5	9.5	21	17	17
3J-05-06	1/2"X20	9/16"X18	9.5	10.5	21	17	19
3J-06	9/16"X18	9/16"X18	10.5	10.5	21	19	19
3J-06-08	9/16"X18	3/4"X16	10.5	11	23	19	24
3J-08	3/4"X16	3/4"X16	11	11	26	24	24
3J-08-10	3/4"X16	7/8"X14	11	13	26.5	24	27
3J-08-12	3/4"X16	1.1/16"X12	11	15	28	24	32
3J-10	7/8"X14	7/8"X14	13	13	27	27	27
3J-10-12	7/8"X14	1.1/16"X12	13	15	28	27	32
3J-12	1.1/16"X12	1.1/16"X12	15	15	29	32	32
3J-12-14	1.1/16"X12	1.3/16"X12	15	15	29	32	36
3J-12-16	1.1/16"X12	1.5/16"X12	15	16	29	32	41
3J-16	1.5/16"X12	1.5/16"X12	16	16	29	41	41
3J-20	1.5/8"X12	1.5/8"X12	17	17	35	50	50
3J-24	1.7/8"X12	1.7/8"X12	20	20	37	55	55
3J-32	2.1/2"X12	2.1/2"X12	23.5	23.5	37	75	75

H



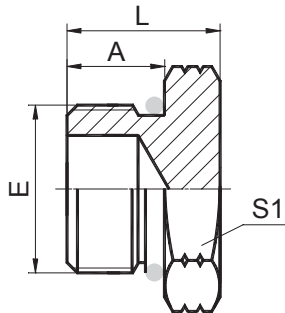
# 美制螺纹JIC 74° 锥面扩口接头 JIC 74° Cone Flared Tube Fittings



美制JIC外螺纹74° 外锥堵头  
JIC MALE 74° CONE PLUG

代号 PART NO.	螺纹 THREAD		尺寸 DIMENSIONS				
	E		A	L	S1		
4J-02	5/16"X24		11.4	17.5	11		
4J-03	3/8"X24		12.2	18	11		
4J-04	7/16"X20		14	20	12		
4J-05	1/2"X20		14	20	14		
4J-06	9/16"X18		14.1	20	17		
4J-08	3/4"X16		16.7	25	22		
4J-10	7/8"X14		19.3	27.5	24		
4J-12	1.1/16"X12		21.9	32	30		
4J-14	1.3/16"X12		22.6	33.5	32		
4J-16	1.5/16"X12		23.1	34	36		
4J-20	1.5/8"X12		24.3	37	46		
4J-24	1.7/8"X12		27.5	44.5	50		
4J-32	2.1/2"X12		33.9	51	65		

注：螺母及衬套需另行订货。管子直径D为公制时，配用螺母及衬套分别选用NB200、NB500。管子直径为英制时，配用螺母及衬套分别选用NB200、NB300。Nut and sleeve should be ordered separately. The nut NB200 and sleeve NB500 is suitable for metric tube, the nut NB200 and sleeve NB300 is suitable for inch tube.

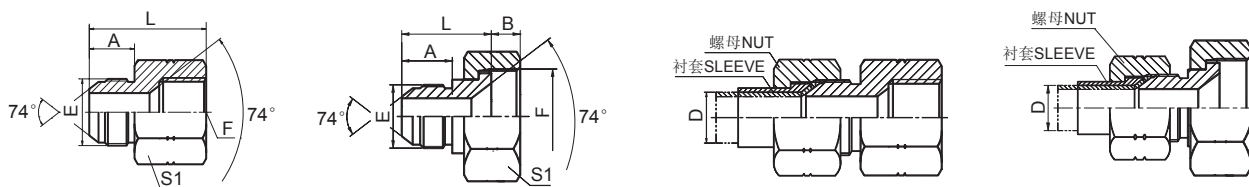


## 4O

美制SAE外螺纹带O形圈堵头  
SAE O-RING BOSS PLUG

代号 PART NO.	螺纹 THREAD		O形圈 O-RING		尺寸 DIMENSIONS				
	E		E端		A	L	S1		
4O-02	5/16"X24		6.07X1.63		7.54	14.6	12		
4O-03	3/8"X24		7.65X1.63		7.54	14.6	14		
4O-04	7/16"X20		8.92X1.83		9.1	16	14		
4O-05	1/2"X20		10.52X1.83		9.1	16	17		
4O-06	9/16"X18		11.89X1.98		9.9	17.5	17		
4O-08	3/4"X16		16.36X2.21		11.1	19.5	22		
4O-10	7/8"X14		19.18X2.46		12.7	23	27		
4O-12	1.1/16"X12		23.47X2.95		15.1	26.5	32		
4O-14	1.3/16"X12		26.62X2.95		15.1	27	36		
4O-16	1.5/16"X12		29.74X2.95		15.1	27.5	38		
4O-20	1.5/8"X12		37.46X3.00		15.1	30	50		
4O-24	1.7/8"X12		43.69X3.00		15.1	30	55		
4O-32	2.1/2"X12		59.36X3.00		15.1	32	70		

# 美制螺纹JIC 74° 锥面扩口接头 JIC 74° Cone Flared Tube Fittings



**5J**

**5J-S**

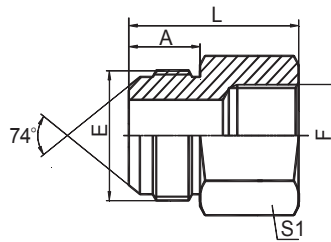
JIC外螺纹74° 外锥 / JIC内螺纹74° 内锥  
JIC MALE 74° CONE / JIC FEMALE 74° SEAT

代号 PART NO.	螺 纹 THREAD		尺 寸 DIMENSIONS					
	E	F	A	L	S1	B		
5J-04-05	7/16"X20	1/2"X20	14	30.6	17			
5J-04-06S	7/16"X20	9/16"X18	14	26.2	19	9.8		
5J-04-08S	7/16"X20	3/4"X16	14	26.2	24	10.9		
5J-04-10S	7/16"X20	7/8"X14	14	28	27	12.8		
5J-04-12S	7/16"X20	1.1/16"X12	14	29.8	32	15		
5J-04-14S	7/16"X20	1.3/16"X12	14	32.5	36	15.2		
5J-05-06	1/2"X20	9/16"X18	14	33.7	19			
5J-05-08S	1/2"X20	3/4"X16	14	26.2	24	10.9		
5J-05-10S	1/2"X20	7/8"X14	14	28	27	12.8		
5J-05-12S	1/2"X20	1.1/16"X12	14	29.8	32	15		
5J-06-04	9/16"X18	7/16"X20	14.1	30.6	17			
5J-06-08S	9/16"X18	3/4"X16	14.1	26.3	24	10.9		
5J-06-10S	9/16"X18	7/8"X14	14.1	28.2	27	12.8		
5J-06-12S	9/16"X18	1.1/16"X12	14.1	30.1	32	15		
5J-06-14S	9/16"X18	1.3/16"X12	14.1	32.5	36	15.2		
5J-06-16S	9/16"X18	1.5/16"X12	14.1	33	38	15.9		
5J-08-04	3/4"X16	7/16"X20	16.7	33	22			
5J-08-06	3/4"X16	9/16"X18	16.7	36.5	22			
5J-08-10	3/4"X16	7/8"X14	16.7	36.2	30			
5J-08-12S	3/4"X16	1.1/16"X12	16.7	33.3	32	15		
5J-08-14S	3/4"X16	1.3/16"X12	16.7	35	36	15.2		
5J-08-16S	3/4"X16	1.5/16"X12	16.7	35.6	38	15.9		
5J-08-20S	3/4"X16	1.5/8"X12	16.7	35.5	50	16.8		
5J-10-08	7/8"X14	3/4"X16	19.3	40.5	24			
5J-10-12	7/8"X14	1.1/16"X12	19.3	45.1	32			
5J-10-16S	7/8"X14	1.5/16"X12	19.3	37.5	38	15.9		
5J-10-20S	7/8"X14	1.5/8"X12	19.3	37.9	50	16.8		
5J-10-24S	7/8"X14	1.7/8"X12	19.3	42	60	19.7		
5J-12-08	1.1/16"X12	3/4"X16	21.9	43	30			
5J-12-10	1.1/16"X12	7/8"X14	21.9	43	30			
5J-12-16S	1.1/16"X12	1.5/16"X12	22	40.2	38	15.9		
5J-12-20S	1.1/16"X12	1.5/8"X12	22	40.6	50	16.8		
5J-12-24S	1.1/16"X12	1.7/8"X12	22	42	60	19.7		
5J-16-08	1.5/16"X12	3/4"X16	23.1	44	36			
5J-16-10	1.5/16"X12	7/8"X14	23.1	44	36			
5J-16-12	1.5/16"X12	1.1/16"X12	23.1	50	36			
5J-16-20S	1.5/16"X12	1.5/8"X12	23	41.8	50	16.8		
5J-16-24S	1.5/16"X12	1.7/8"X12	23	43.2	60	19.7		
5J-16-32S	1.5/16"X12	2.1/2"X12	23	49	75	29.1		
5J-20-12	1.5/8"X12	1.1/16"X12	24.3	50	46			
5J-20-16	1.5/8"X12	1.5/16"X12	24.3	50	46			
5J-20-24S	1.5/8"X12	1.7/8"X12	24.3	44.3	60	19.7		
5J-20-32S	1.5/8"X12	2.1/2"X12	24.3	50	75	29.1		
5J-24-20	1.7/8"X12	1.5/8"X12	27.5	56	50			

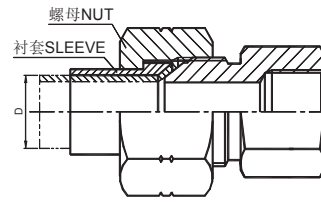
注：螺母及衬套需另行订货。管子直径D为公制时，配用螺母及衬套分别选用NB200、NB500。管子直径为英制时，配用螺母及衬套分别选用NB200、NB300。 Nut and sleeve should be ordered separately. The nut NB200 and sleeve NB500 is suitable for metric tube, the nut NB200 and sleeve NB300 is suitable for inch tube.

H

# 美制螺纹JIC 74° 锥面扩口接头 JIC 74° Cone Flared Tube Fittings



## 5JB

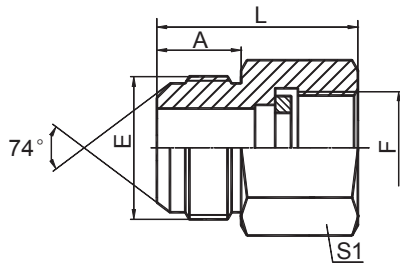


## JIC外螺纹74° 外锥 / 英管内螺纹 JIC MALE 74° CONE / BSP FEMALE

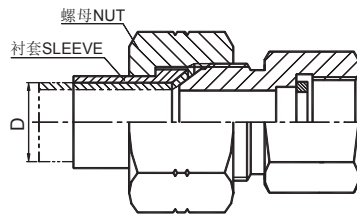
代号 PART NO.	螺纹 THREAD		尺寸 DIMENSIONS			
	E	F	A	L	S1	
5JB-04	7/16"X20	G1/4"X19	14	33	19	
5JB-04-02	7/16"X20	G1/8"X28	14	31	14	
5JB-04-06	7/16"X20	G3/8"X19	14	35.5	22	
5JB-04-08	7/16"X20	G1/2"X14	14	40	27	
5JB-06	9/16"X18	G3/8"X19	14.1	35	22	
5JB-06-04	9/16"X18	G1/4"X19	14.1	34	19	
5JB-06-08	9/16"X18	G1/2"X14	14.4	39.5	27	
5JB-06-10	9/16"X18	G5/8"X14	14.4	43.4	30	
5JB-08	3/4"X16	G1/2"X14	16.7	44	30	
5JB-08-04	3/4"X16	G1/4"X19	16.7	35	22	
5JB-08-06	3/4"X16	G3/8"X19	16.7	40	22	
5JB-08-10	3/4"X16	G5/8"X14	16.7	45.7	30	
5JB-08-12	3/4"X16	G3/4"X14	16.7	46	32	
5JB-10-08	7/8"X14	G1/2"X14	19.3	45	27	
5JB-10-12	7/8"X14	G3/4"X14	19.3	48.3	32	
5JB-12	1.1/16"X12	G3/4"X14	21.9	50	36	
5JB-12-08	1.1/16"X12	G1/2"X14	21.9	48	30	
5JB-12-10	1.1/16"X12	G5/8"X14	21.9	51.1	30	
5JB-12-16	1.1/16"X12	G1"X11	21.9	53	41	
5JB-16	1.5/16"X12	G1"X11	23.1	52.5	41	
5JB-16-12	1.5/16"X12	G3/4"X14	23.1	50	36	
5JB-16-20	1.5/16"X12	G1.1/4"X11	23.1	57	50	
5JB-16-24	1.5/16"X12	G1.1/2"X11	23.1	59.6	55	
5JB-20	1.5/8"X12	G1.1/4"X11	24.3	57	50	
5JB-20-16	1.5/8"X12	G1"X11	24.3	55	46	
5JB-20-24	1.5/8"X12	G1.1/2"X11	24.3	64.8	55	
5JB-24	1.7/8"X12	G1.1/2"X11	27.5	62	55	
5JB-24-20	1.7/8"X12	G1.1/4"X11	27.5	56	50	
5JB-24-32	1.7/8"X12	G2"X11	27.5	68	70	
5JB-32	2.1/2"X12	G2"X11	33.9	67	70	

注：螺母及衬套需另行订货。管子直径D为公制时，配用螺母及衬套分别选用NB200、NB500。管子直径为英制时，配用螺母及衬套分别选用NB200、NB300。Nut and sleeve should be ordered separately. The nut NB200 and sleeve NB500 is suitable for metric tube, the nut NB200 and sleeve NB300 is suitable for inch tube.

# 美制螺纹JIC 74° 锥面扩口接头 JIC 74° Cone Flared Tube Fittings



**5JB-G**



JIC外螺纹

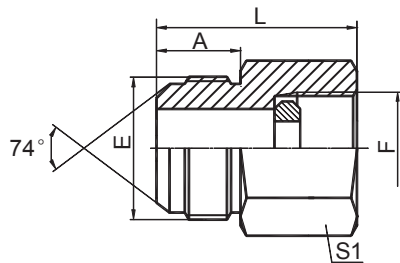
74° 外锥 / 英管内螺纹表接头

JIC MALE 74° CONE / BSP

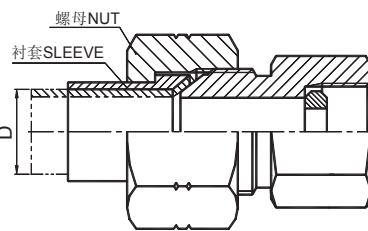
PRESSURE GAUGE CONNECTOR

代号 PART NO.	螺 纹 THREAD		紫铜片 COPPER WASHER		尺 寸 DIMENSIONS			
	E	F		F端	A	L	S1	
5JB-04-08G	7/16"X20	G1/2"X14		DP-B08G	14	41	27	
5JB-04G	7/16"X20	G1/4"X19		DP-B04G	14	32	19	
5JB-05-04G	1/2"X20	G1/4"X19		DP-B04G	14	28	19	
5JB-05-08G	1/2"X20	G1/2"X14		DP-B08G	14	41	27	
5JB-06-04G	9/16"X18	G1/4"X19		DP-B04G	14.1	28.1	19	
5JB-06-08G	9/16"X18	G1/2"X14		DP-B08G	14.1	35.5	27	
5JB-08-04G	3/4"X16	G1/4"X19		DP-B04G	16.7	31	22	
5JB-08G	3/4"X16	G1/2"X14		DP-B08G	16.7	38	27	
5JB-10-08G	7/8"X14	G1/2"X14		DP-B08G	19.3	40.5	27	
5JB-12-08G	1.1/16"X12	G1/2"X14		DP-B08G	21.9	43	30	

注：螺母及衬套需另行订货。管子直径D为公制时，配用螺母及衬套分别选用NB200、NB500。管子直径为英制时，配用螺母及衬套分别选用NB200、NB300。Nut and sleeve should be ordered separately. The nut NB200 and sleeve NB500 is suitable for metric tube, the nut NB200 and sleeve NB300 is suitable for inch tube.



**5JB-GDK**



JIC外螺纹

74° 外锥 / 英管内螺纹表接头

JIC MALE 74° CONE / BSP

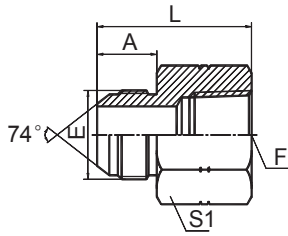
PRESSURE GAUGE CONNECTOR

代号 PART NO.	螺 纹 THREAD		密封钢垫 SEALING RING DK1		尺 寸 DIMENSIONS			
	E	F		F端	A	L	S1	
5JB-04GDK	7/16"X20	G1/4"X19		DP-B04DK	14	33.5	19	
5JB-05-04GDK	1/2"X20	G1/4"X19		DP-B04DK	14	33	19	
5JB-06-04GDK	9/16"X18	G1/4"X19		DP-B04DK	14.1	33	19	
5JB-10-08GDK	7/8"X14	G1/2"X14		DP-B08DK	19.3	45.5	27	
5JB-12-08GDK	1.1/16"X12	G1/2"X14		DP-B08DK	21.9	48	30	

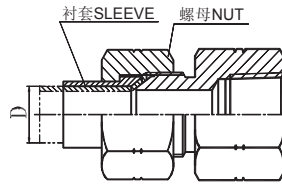
注：螺母及衬套需另行订货。管子直径D为公制时，配用螺母及衬套分别选用NB200、NB500。管子直径为英制时，配用螺母及衬套分别选用NB200、NB300。Nut and sleeve should be ordered separately. The nut NB200 and sleeve NB500 is suitable for metric tube, the nut NB200 and sleeve NB300 is suitable for inch tube.

H

# 美制螺纹JIC 74° 锥面扩口接头 JIC 74° Cone Flared Tube Fittings



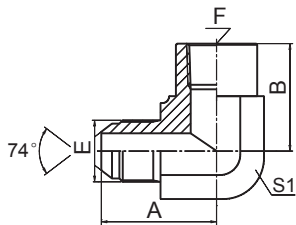
**5JN**



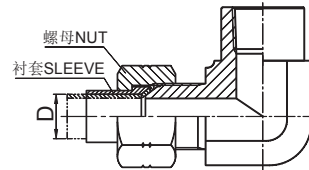
美制JIC外螺纹  
74° 外锥 / 布锥管内螺纹  
JIC MALE  
74° CONE / NPT FEMALE

代号 PART NO.	螺 纹 THREAD		尺 寸 DIMENSIONS				
	E	F	A	L	S1		
5JN-04-02	7/16"X20	Z1/8"X27	14	30	17		
5JN-04	7/16"X20	Z1/4"X18	14	35.5	19		
5JN-05-04	1/2"X20	Z1/4"X18	14	35.3	19		
5JN-06-04	9/16"X18	Z1/4"X18	14.1	35.6	19		
5JN-06	9/16"X18	Z3/8"X18	14.1	37.1	22		
5JN-06-08	9/16"X18	Z1/2"X14	14.1	42.5	30		
5JN-08-06	3/4"X16	Z3/8"X18	16.7	39.6	22		
5JN-08	3/4"X16	Z1/2"X14	16.7	45.6	30		
5JN-08-12	3/4"X16	Z3/4"X14	16.7	45	36		
5JN-10-08	7/8"X14	Z1/2"X14	19.3	48	30		
5JN-10-12	7/8"X14	Z3/4"X14	19.3	49.7	36		
5JN-12-08	1.1/16"X12	Z1/2"X14	21.9	52.1	30		
5JN-12	1.1/16"X12	Z3/4"X14	21.9	52.3	36		
5JN-16-12	1.5/16"X12	Z3/4"X14	23.1	50	36		
5JN-16	1.5/16"X12	Z1"X11.5	23.1	59	41		
5JN-20	1.5/8"X12	Z1.1/4"X11.5	24.3	61.5	50		
5JN-24	1.7/8"X12	Z1.1/2"X11.5	27.5	62.5	60		
5JN-32	2.1/2"X12	Z2"X11.5	33.9	70	70		

注：螺母及衬套需另行订货。管子直径D为公制时，配用螺母及衬套分别选用NB200、NB500。管子直径为英制时，配用螺母及衬套分别选用NB200、NB300。 Note: Nut and sleeve should be ordered separately. The nut NB200 and sleeve NB500 is suitable for metric tube, the nut NB200 and sleeve NB300 is suitable for inch tube.



**5JN9**

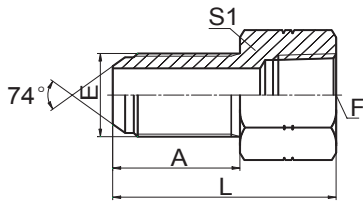


90° 弯JIC外螺纹74° 外锥 / 布锥管内螺纹  
90° ELBOW JIC MALE 74° CONE / NPT FEMALE

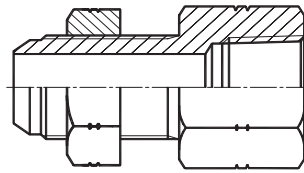
代号 PART NO.	螺 纹 THREAD		尺 寸 DIMENSIONS				
	E	F	A	B	S1		
5JN9-04-02	7/16"X20	Z1/8"X27	27.5	16.8	16		
5JN9-04	7/16"X20	Z1/4"X18	30.9	22.4	19		
5JN9-06-04	9/16"X18	Z1/4"X18	31.2	22.4	19		
5JN9-06	9/16"X18	Z3/8"X18	33.5	25.9	24		
5JN9-08-04	3/4"X16	Z1/4"X18	31.6	22.4	19		
5JN9-08	3/4"X16	Z1/2"X14	39.5	31.2	30		
5JN9-12-08	1.1/16"X12	Z1/2"X14	46	31.2	30		
5JN9-12	1.1/16"X12	Z3/4"X14	48	34.5	33		
5JN9-12-16	1.1/16"X12	Z1"X11.5	52.5	41.1	41		
5JN9-16-12	1.5/16"X12	Z3/4"X14	49	34.5	33		
5JN9-16	1.5/16"X12	Z1"X11.5	55.1	41.1	41		
5JN9-20	1.5/8"X12	Z1.1/4"X11.5	59.2	43.2	48		
5JN9-24	1.7/8"X12	Z1.1/2"X11.5	73.4	52.8	63		

注：螺母及衬套需另行订货。管子直径D为公制时，配用螺母及衬套分别选用NB200、NB500。管子直径为英制时，配用螺母及衬套分别选用NB200、NB300。 Note: Nut and sleeve should be ordered separately. The nut NB200 and sleeve NB500 is suitable for metric tube, the nut NB200 and sleeve NB300 is suitable for inch tube.

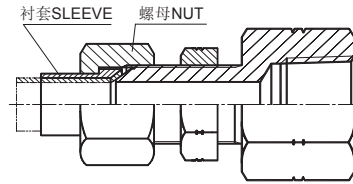
# 美制螺纹JIC 74° 锥面扩口接头 JIC 74° Cone Flared Tube Fittings



**5JN-BH**



**5JN-BH(LN)**

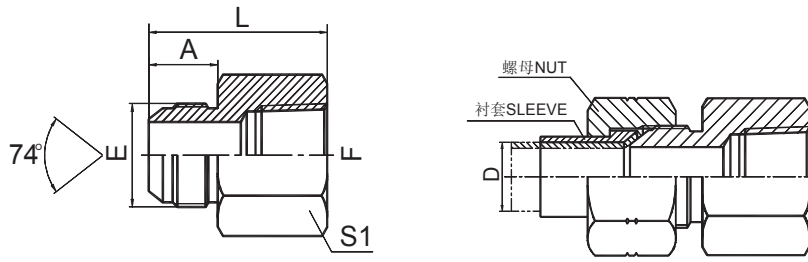


美制JIC外螺纹  
过板接头 / 布锥管内螺纹  
JIC MALE  
BULKHEAD / NPT FEMALE

代号 PART NO.	螺纹 THREAD		尺寸 DIMENSIONS					
	E	F	A	L	S1			
5JN-04-02BH	7/16"X20	Z1/8"X27	32.5	48.5	17			
5JN-04BH	7/16"X20	Z1/4"X18	32.5	54	19			
5JN-06-04BH	9/16"X18	Z1/4"X18	32.5	54	19			
5JN-08-06BH	3/4"X16	Z3/8"X18	36.5	59.5	22			
5JN-10-08BH	7/8"X14	Z1/2"X14	40	68.5	30			
5JN-10-12BH	7/8"X14	Z3/4"X14	40	70.5	32			
5JN-12-06BH	1.1/16"X12	Z3/8"X18	44.5	68.5	36			
5JN-12-08BH	1.1/16"X12	Z1/2"X14	44.5	69.5	36			
5JN-12BH	1.1/16"X12	Z3/4"X14	44.5	75	36			
5JN-14-12BH	1.3/16"X12	Z3/4"X14	44.5	75	41			
5JN-16-12BH	1.5/16"X12	Z3/4"X14	44.5	71.5	41			
5JN-16BH	1.5/16"X12	Z1"X11.5	44.5	81	41			
5JN-20BH	1.5/8"X12	Z1.1/4"X11.5	45.7	83	50			
5JN-24BH	1.7/8"X12	Z1.1/2"X11.5	46	83.5	55			

H

# 美制螺纹JIC 74° 锥面扩口接头 JIC 74° Cone Flared Tube Fittings

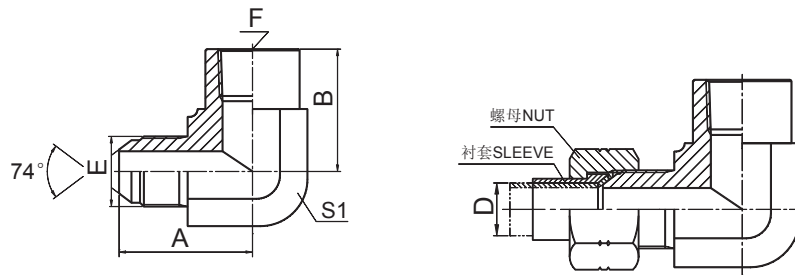


美制JIC外螺纹  
74° 外锥 / 英锥管内螺纹  
JIC MALE  
74° CONE / BSPT FEMALE

## 5JT

代号 PART NO.	螺纹 THREAD		尺寸 DIMENSIONS			
	E	F	A	L	S1	
5JT-04-02	7/16"X20	Rc1/8"X28	14	30	14	
5JT-04	7/16"X20	Rc1/4"X19	14	35.5	19	
5JT-06-04	9/16"X18	Rc1/4"X19	14	35.5	19	
5JT-06	9/16"X18	RC3/8"X19	14	36.5	22	
5JT-08-06	3/4"X16	RC3/8"X19	16.7	39.5	22	
5JT-08	3/4"X16	Rc1/2"X14	16.7	45.5	27	
5JT-10-08	7/8"X14	Rc1/2"X14	19.3	48	27	
5JT-12	1.1/16"X12	Rc3/4"X14	22	52.5	36	
5JT-16	1.5/16"X12	Rc1"X11	23	59	41	

注：螺母及衬套需另行订货。管子直径D为公制时，配用螺母及衬套分别选用NB200、NB500。管子直径为英制时，配用螺母及衬套分别选用NB200、NB300。 Note: Nut and sleeve should be ordered separately. The nut NB200 and sleeve NB500 is suitable for metric tube, the nut NB200 and sleeve NB300 is suitable for inch tube.



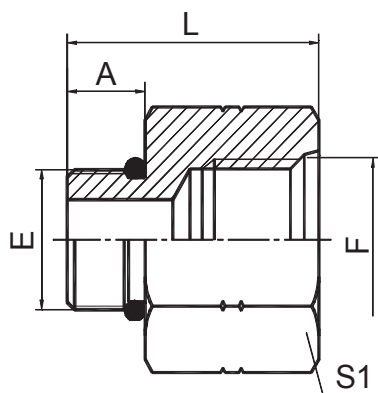
90° JIC外螺纹  
74° 外锥 / 英锥管内螺纹  
90° JIC MALE  
74° CONE / BSPT FEMALE

## 5JT9

代号 PART NO.	螺纹 THREAD		尺寸 DIMENSIONS			
	E	F	A	B	S1	
5JT9-04-02	7/16"x20	Rc1/8"X28	27.5	20	16	
5JT9-04	7/16"x20	Rc1/4"X19	30	25	19	
5JT9-05-04	1/2"X20	Rc1/4"X19	30	25	19	
5JT9-06	9/16"X18	Rc3/8"X19	33.5	27	24	
5JT9-06-04	9/16"X18	Rc1/4"X19	30.5	25	19	
5JT9-08	3/4"X16	Rc1/2"X14	39.5	31.5	30	
5JT9-08-06	3/4"X16	Rc3/8"X19	36	27	24	
5JT9-10-08	7/8"X14	Rc1/2"X14	42.5	31.5	30	
5JT9-12	1.1/16"X12	Rc3/4"X14	48	37	33	
5JT9-12-08	1.1/16"X12	Rc1/2"X14	46.2	31.5	30	
5JT9-16	1.5/16"X12	Rc1"X11	54	43	41	
5JT9-20	1.5/8"X12	Rc1.1/4"X11	62	46	50	
5JT9-24	1.7/8"X12	Rc1.1/2"X11	74.5	55	63	

注：螺母及衬套需另行订货。管子直径D为公制时，配用螺母及衬套分别选用NB200、NB500。管子直径为英制时，配用螺母及衬套分别选用NB200、NB300。 Nut and sleeve should be ordered separately. The nut NB200 and sleeve NB500 is suitable for metric tube, the nut NB200 and sleeve NB300 is suitable for inch tube.

# 美制螺纹JIC 74° 锥面扩口接头 JIC 74° Cone Flared Tube Fittings



**50**

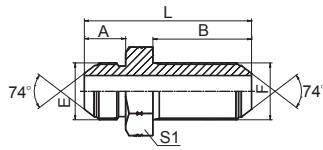
美制SAE外螺纹带O形圈轻系列  
 ISO 11926-3 / 美制SAE内螺纹ISO 11926-1  
 SAE O-RING BOSS L-SERIES  
 ISO 11926-3 / SAE FEMALE ISO 11926-1

代号 PART NO.	螺纹 THREAD		O形圈 O-RING		尺寸 DIMENSIONS				
	E	F	E端		A	L	S1		
50-04-06	7/16"X20	9/16"X18	O904		9.14	31	22		
50-06-04	9/16"X18	7/16"X20	O906		9.93	28	17		
50-06-08	9/16"X18	3/4"X16	O906		9.93	36	27		
50-08-06	3/4"X16	9/16"X18	O908		11.13	31.5	22		
50-08-10	3/4"X16	7/8"X14	O908		11.13	38	30		
50-08-12	3/4"X16	1.1/16"X12	O908		11.13	43	32		
50-10	7/8"X14	7/8"X14	O910		12.7	41	30		
50-10-06	7/8"X14	9/16"X18	O910		12.7	20.6	27		
50-10-08	7/8"X14	3/4"X16	O910		12.7	35	27		
50-10-12	7/8"X14	1.1/16"X12	O910		12.7	43	36		
50-12-08	1.1/16"X12	3/4"X16	O912		15.09	26	32		
50-12-10	1.1/16"X12	7/8"X14	O912		15.1	40.5	32		
50-12-16	1.1/16"X12	1.5/16"X12	O912		15.1	46	41		
50-14-12	1.3/16"X12	1.1/16"X12	O914		15.1	43	36		
50-16-06	1.5/16"X12	9/16"X18	O916		15.1	26	38		
50-16-10	1.5/16"X12	7/8"X14	O916		15.1	26	38		
50-16-12	1.5/16"X12	1.1/16"X12	O916		15.1	43.5	38		
50-16-14	1.5/16"X12	1.3/16"X12	O916		15.1	43	38		
50-16-20	1.5/16"X12	1.5/8"X12	O916		15.1	46.5	50		
50-20-12	1.5/8"X12	1.1/16"X12	O920		15.1	35	50		
50-20-16	1.5/8"X12	1.5/16"X12	O920		15.1	42	50		
50-20-24	1.5/8"X12	1.7/8"X12	O920		15.1	48	55		
50-24-16	1.7/8"X12	1.5/16"X12	O924		15.1	35	55		
50-24-20	1.7/8"X12	1.5/8"X12	O924		15.1	45	55		
50-32-20	2.1/2"X12	1.5/8"X12	O932		15.1	32	70		
50-32-24	2.1/2"X12	1.7/8"X12	O932		15.1	32	70		

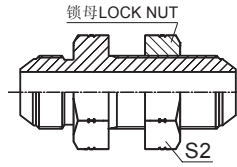
H



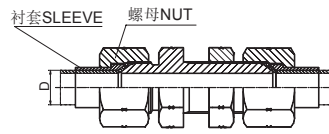
# 美制螺纹JIC 74° 锥面扩口接头 JIC 74° Cone Flared Tube Fittings



**6J**



**6J-LN**

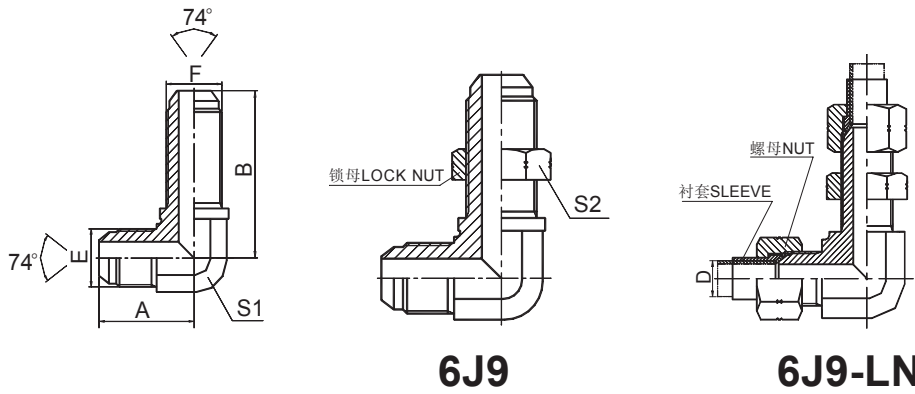


美制JIC外螺纹74° 外锥过板接头  
JIC MALE 74° CONE BULKHEAD

代号 PART NO.	螺 纹 THREAD		尺 寸 DIMENSIONS					
	E	F	A	B	L	S1	S2	
6J-02	5/16"X24	5/16"X24	11.4	28.2	47.5	14	14	
6J-03	3/8"X24	3/8"X24	12.2	28.2	48.3	16	16	
6J-04	7/16"X20	7/16"X20	14	32.5	52.5	17	17	
6J-05	1/2"X20	1/2"X20	14	32.5	52.5	19	19	
6J-06	9/16"X18	9/16"X18	14.1	32.5	54.5	22	22	
6J-06(S19)	9/16"X18	9/16"X18	14.1	32.5	54.5	19	22	
6J-08	3/4"X16	3/4"X16	16.7	36.5	61.5	24	24	
6J-10	7/8"X14	7/8"X14	19.3	40	69.5	30	30	
6J-12	1.1/16"X12	1.1/16"X12	21.9	44.5	78.5	36	36	
6J-14	1.3/16"X12	1.3/16"X12	22.6	44.5	79.2	38	38	
6J-16	1.5/16"X12	1.5/16"X12	23.1	44.5	79.8	41	41	
6J-20	1.5/8"X12	1.5/8"X12	24.3	45.7	84	50	50	
6J-24	1.7/8"X12	1.7/8"X12	27.5	46	89.5	55	55	
6J-32	2.1/2"X12	2.1/2"X12	33.9	53.1	106.7	70	70	

注：如需带锁母订货，则请在代号后加“LN”，如6J-12LN。螺母及衬套需另行订货，管子直径D为公制时，配用螺母及衬套分别选用NB200、NB500。管子直径为英制时，配用螺母及衬套分别选用NB200、NB300。  
 Note: In case if you are interested to order the adapter with lock nut, please insert suffix "LN" after our part no., for example 6J-12LN. Nut and sleeve should be ordered separately, The nut NB200 and sleeve NB500 is suitable for metric tube, the nut NB200 and sleeve NB300 is suitable for inch tube.

# 美制螺纹JIC 74° 锥面扩口接头 JIC 74° Cone Flared Tube Fittings



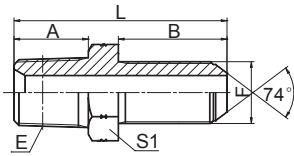
90° JIC外螺纹74° 外锥过板接头  
90° JIC MALE 74° CONE BULKHEAD

代号 PART NO.	螺纹 THREAD		尺寸 DIMENSIONS						
	E	F	A	B	S1	S2			
6J9-04	7/16"X20	7/16"X20	24.5	40.4	11	17			
6J9-05	1/2"X20	1/2"X20	26.6	43.7	14	19			
6J9-06	9/16"X18	9/16"X18	27.7	46	14	22			
6J9-08	3/4"X16	3/4"X16	34.5	53.5	19	24			
6J9-10	7/8"X14	7/8"X14	39.6	60.7	22	30			
6J9-12	1.1/16"X12	1.1/16"X12	45.2	67.8	27	36			
6J9-14	1.3/16"X12	1.3/16"X12	48.2	69.5	30	38			
6J9-16	1.5/16"X12	1.5/16"X12	50	71	33	41			
6J9-20	1.5/8"X12	1.5/8"X12	57.5	79.2	41	50			
6J9-24	1.7/8"X12	1.7/8"X12	62.5	86.9	48	55			

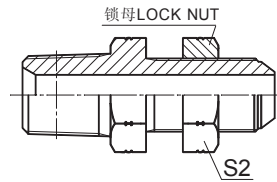
注：如需带锁母订货，则请在代号后加“LN”，如6J9-12LN。螺母及衬套需另行订货，管子直径D为公制时，配用螺母及衬套分别选用NB200、NB500。管子直径为英制时，配用螺母及衬套分别选用NB200、NB300。  
Note: In case if you are interested to order the adapter with lock nut, please insert suffix "LN" after our part no , for example 6J9-12LN. Nut and sleeve should be ordered separately, The nut NB200 and sleeve NB500 is suitable for metric tube, the nut NB200 and sleeve NB300 is suitable for inch tube.

H

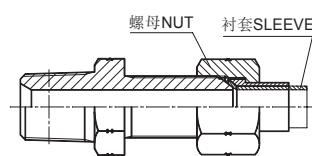
# 美制螺纹JIC 74° 锥面扩口接头 JIC 74° Cone Flared Tube Fittings



**6NJ**



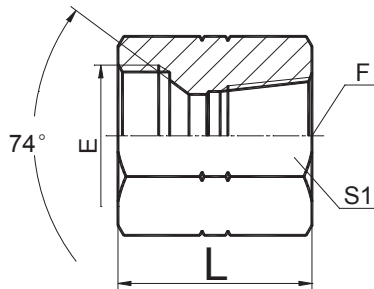
**6NJ-LN**



美制NPT外螺纹 / 美制JIC外螺纹外锥过板接头  
NPT MALE/JIC MALE 74° Cone Bulkhead

代号 PART NO.	螺 纹 THREAD		尺 寸 DIMENSIONS				
	E	F	A	B	L	S1	S2
6NJ-02-04	Z1/8"X27	7/16"X20	10.5	32.5	49	17	17
6NJ-04	Z1/4"X18	7/16"X20	15	32.5	53.5	17	17
6NJ-04-06	Z1/4"X18	9/16"X18	15	32.5	53.5	22	22
6NJ-06	Z3/8"X18	9/16"X18	16	32.5	56.5	22	22
6NJ-08	Z1/2"X14	3/4"X16	19.5	36.5	64	24	24
6NJ-08-10	Z1/2"X14	7/8"X14	19.5	40	69.5	30	30
6NJ-12	Z3/4"X14	1.1/16"X12	19.5	44.5	75	36	36
6NJ-16	Z1"X11.5	1.5/16"X12	25.5	44.5	83	41	41
6NJ-20	Z1.1/4"X11.5	1.5/8"X12	26.5	45.7	87	50	50
6NJ-24	Z1.1/2"X11.5	1.7/8"X12	27.5	46	88.5	55	55

注：如需带锁母订货，则请在代号后加“LN”，如6NJ-12LN。螺母及衬套需另行订货，管子直径D为公制时，配用螺母及衬套分别选用NB200、NB500。管子直径为英制时，配用螺母及衬套分别选用NB200、NB300。

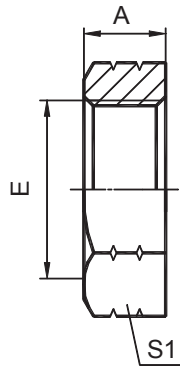


**7JN**

JIC 74° 内螺纹 / 布锥管内螺纹  
JIC FEMALE 74° SEAT/NPT FEMALE

代号 PART NO.	螺 纹 THREAD		尺 寸 DIMENSIONS			
	E	F	L	S1		
7JN-04	7/16"X20	Z1/4"X18	31	19		
7JN-05-04	1/2"X20	Z1/4"X18	31	19		
7JN-06-04	9/16"X18	Z1/4"X18	31.5	19		
7JN-06	9/16"X18	Z3/8"X18	31.5	22		
7JN-08-04	3/4"X16	Z1/4"X18	33	24		
7JN-08	3/4"X16	Z1/2"X14	37	30		
7JN-10-04	7/8"X14	Z1/4"X18	35	27		
7JN-10-08	7/8"X14	Z1/2"X14	40	30		
7JN-12-04	1.1/16"X12	Z1/4"X18	36	32		
7JN-12-08	1.1/16"X12	Z1/2"X14	41	32		

# 美制螺纹JIC 74° 锥面扩口接头 JIC 74° Cone Flared Tube Fittings

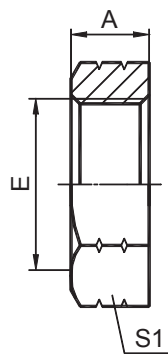


## 8J

美制JIC螺纹锁母  
JIC Lock Nut

代号 PART NO.	螺 纹 THREAD			尺 寸 DIMENSIONS				
	E			A	S1			
8J-04	7/16"X20			7	17			
8J-05	1/2"X20			7	19			
8J-06	9/16"X18			7	22			
8J-08	3/4"X16			8	24			
8J-10	7/8"X14			9	30			
8J-12	1.1/16"X12			10.5	36			
8J-14	1.3/16"X12			10.5	38			
8J-16	1.5/16"X12			10.5	41			
8J-20	1.5/8"X12			10.5	50			
8J-24	1.7/8"X12			10.5	55			
8J-32	2.1/2"X12			10.5	70			

H



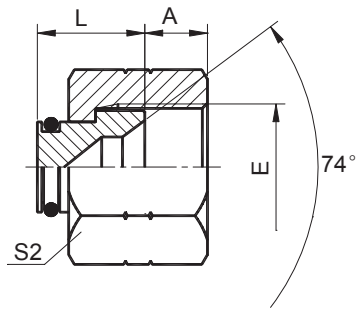
## 8J-OG

美制SAE O-RING 用锁母  
SAE O-RING Lock Nut

代号 PART NO.	螺 纹 THREAD			尺 寸 DIMENSIONS				
	E			A	S1			
8J-03OG	3/8"X24			7.2	14			
8J-05OG	1/2"X20			7	17			
8J-06OG	9/16"X18			7	19			
8J-10OG	7/8"X14			9	27			
8J-12OG	1.1/16"X12			10.5	32			
8J-14OG	1.3/16"X12			10.5	36			

注：其它规格与8J系列相同。

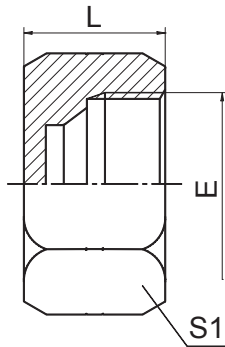
# 美制螺纹JIC 74° 锥面扩口接头 JIC 74° Cone Flared Tube Fittings



## 9J

美制JIC内螺纹74° 内锥堵头  
JIC FEMALE 74° SEAT PLUG

代号 PART NO.	螺 纹 THREAD			尺 寸 DIMENSIONS				
	E			A	L	S2		
9J-03	3/8"X24			8	10.5	14		
9J-04	7/16"X20			9	10.5	15		
9J-05	1/2"X20			9.5	11	17		
9J-06	9/16"X18			10.5	11	19		
9J-08	3/4"X16			11	13	24		
9J-10	7/8"X14			13	13.5	27		
9J-12	1.1/16"X12			15	15	32		
9J-14	1.3/16"X12			15	15	36		
9J-16	1.5/16"X12			16	15.5	41		
9J-20	1.5/8"X12			17	18.5	50		
9J-24	1.7/8"X12			20	19	55		
9J-32	2.1/2"X12			23.5	20.5	75		

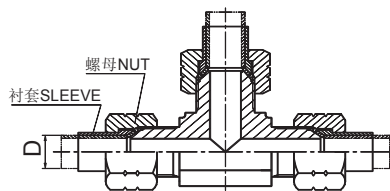
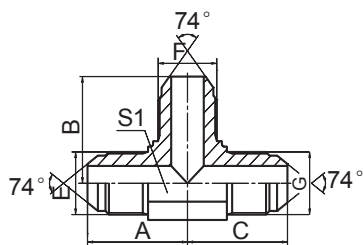


## 9J-CAP

JIC 74° 内螺纹堵头  
JIC 74° FEMALE PLUG

代号 PART NO.	螺 纹 THREAD			尺 寸 DIMENSIONS				
	E			L	S1			
9J-04CAP	7/16"X20			15.1	15			
9J-10CAP	7/8"X14			21.4	27			
9J-05CAP	1/2"X20			15.5	17			
9J-06CAP	9/16"X18			15.9	19			
9J-08CAP	3/4"X16			19	24			
9J-12CAP	1.1/16"X12			23	32			
9J-20CAP	1.5/8"X12			27	50			
9J-24CAP	1.7/8"X12			30.2	60			
9J-32CAP	2.1/2"X12			36.5	75			
9J-16CAP	1.5/16"X12			25.8	41			

# 美制螺纹JIC 74° 锥面扩口接头 JIC 74° Cone Flared Tube Fittings



**AJ**

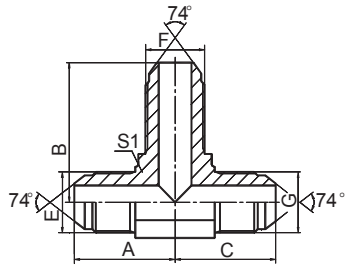
美制JIC外螺纹74° 外锥  
JIC MALE 74° CONE

代号 PART NO.	螺 纹 THREAD			尺 寸 DIMENSIONS				
	E	F	G	A	B	C	S1	
AJ-02	5/16"X24	5/16"X24	5/16"X24	21	21	21	11	
AJ-03	3/8"X24	3/8"X24	3/8"X24	22	22	22	11	
AJ-04	7/16"X20	7/16"X20	7/16"X20	24.5	24.5	24.5	11	
AJ-04-06-04	7/16"X20	9/16"X18	7/16"X20	26.6	26.9	26.6	14	
AJ-05-04-05	1/2"X20	7/16"X20	1/2"X20	26	26.6	26	14	
AJ-05	1/2"X20	1/2"X20	1/2"X20	26	26	26	14	
AJ-06-04-06	9/16"X18	7/16"X20	9/16"X18	26.9	26.6	26.9	14	
AJ-06	9/16"X18	9/16"X18	9/16"X18	26.9	26.9	26.9	14	
AJ-06-08-06	9/16"X18	3/4"X16	9/16"X18	30	32	30	19	
AJ-08	3/4"X16	3/4"X16	3/4"X16	32	32	32	19	
AJ-08-06-06	3/4"X16	9/16"X18	9/16"X18	32	30	30	19	
AJ-08-06-08	3/4"X16	9/16"X18	3/4"X16	32	30	32	19	
AJ-08-10-08	3/4"X16	7/8"X14	3/4"X16	34.8	37.8	34.8	22	
AJ-08-12-08	3/4"X16	1.1/16"X12	3/4"X16	37.9	44.2	37.9	27	
AJ-10	7/8"X14	7/8"X14	7/8"X14	37.8	37.8	37.8	22	
AJ-10-08-08	7/8"X14	3/4"X16	3/4"X16	37.8	34.8	34.8	22	
AJ-10-08-10	7/8"X14	3/4"X16	7/8"X14	37.8	34.8	37.8	22	
AJ-10-12-10	7/8"X14	1.1/16"X12	7/8"X14	41	44.2	41	27	
AJ-12	1.1/16"X12	1.1/16"X12	1.1/16"X12	44.2	44.2	44.2	27	
AJ-12-08-12	1.1/16"X12	3/4"X16	1.1/16"X12	44.2	37.9	44.2	27	
AJ-12-10-12	1.1/16"X12	7/8"X14	1.1/16"X12	44.2	41	44.2	27	
AJ-12-16-12	1.1/16"X12	1.5/16"X12	1.1/16"X12	48	49	48	33	
AJ-14	1.3/16"X12	1.3/16"X12	1.3/16"X12	47.5	47.5	47.5	30	
AJ-16	1.5/16"X12	1.5/16"X12	1.5/16"X12	49	49	49	33	
AJ-16-12-16	1.5/16"X12	1.1/16"X12	1.5/16"X12	49	48	49	33	
AJ-20	1.5/8"X12	1.5/8"X12	1.5/8"X12	56.5	56.5	56.5	41	
AJ-20-16-20	1.5/8"X12	1.5/16"X12	1.5/8"X12	56.5	54	56.5	41	
AJ-24	1.7/8"X12	1.7/8"X12	1.7/8"X12	63	63	63	48	
AJ-32	2.1/2"X12	2.1/2"X12	2.1/2"X12	78	78	78	63	

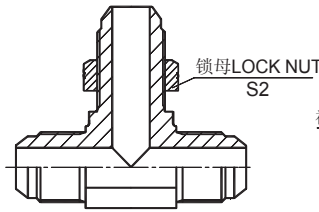
注：螺母及衬套需另行订货。管子直径D为公制时，配用螺母及衬套分别选用NB200、NB500。管子直径为英制时，配用螺母及衬套分别选用NB200、NB300。  
Nut and sleeve should be ordered separately. The nut NB200 and sleeve NB500 is suitable for metric tube, the nut NB200 and sleeve NB300 is suitable for inch tube.

H

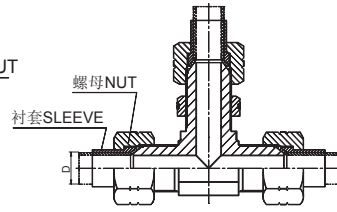
# 美制螺纹JIC 74° 锥面扩口接头 JIC 74° Cone Flared Tube Fittings



**AJ6JJ**



**AJ6JJ-LN**

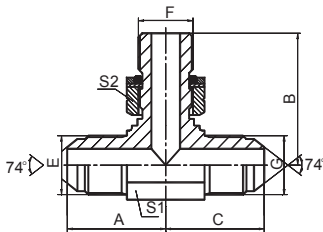


JIC外螺纹74° 外锥  
JIC MALE 74° CONE

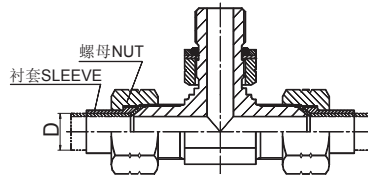
代号 PART NO.	螺纹 THREAD			尺寸 DIMENSIONS					
	E	F	G	A	B	C	S1	S2	
AJ6JJ-04	7/16"X20	7/16"X20	7/16"X20	24.5	40.4	24.5	11	17	
AJ6JJ-04-06-04	7/16"X20	9/16"X18	7/16"X20	26.4	46	26.4	14	22	
AJ6JJ-05	1/2"X20	1/2"X20	1/2"X20	26.6	43.7	26.6	14	19	
AJ6JJ-06	9/16"X18	9/16"X18	9/16"X18	26.9	46	26.9	14	22	
AJ6JJ-08	3/4"X16	3/4"X16	3/4"X16	32	53.5	32	19	24	
AJ6JJ-10	7/8"X14	7/8"X14	7/8"X14	37.8	60.7	37.8	22	30	
AJ6JJ-12	1.1/16"X12	1.1/16"X12	1.1/16"X12	44.2	67.8	44.2	27	36	
AJ6JJ-14	1.3/16"X12	1.3/16"X12	1.3/16"X12	48.5	71	48.5	33	38	
AJ6JJ-16	1.5/16"X12	1.5/16"X12	1.5/16"X12	49	71	49	33	41	
AJ6JJ-20	1.5/8"X12	1.5/8"X12	1.5/8"X12	55.3	79.2	55.3	41	50	
AJ6JJ-24	1.7/8"X12	1.7/8"X12	1.7/8"X12	63.5	86.9	63.5	48	55	

注：如需带锁母订货，则请在代号后加“LN”，如AJ6JJ-12LN。螺母及衬套需另行订货，管子直径D为公制时，配用螺母及衬套分别选用NB200、NB500。管子直径为英制时，配用螺母及衬套分别选用NB200、NB300。

Note: In case if you are interested to order the adapter with lock nut, please insert suffix "LN" after our part no, for example AJ6JJ-12LN. Nut and sleeve should be ordered separately, The nut NB200 and sleeve NB500 is suitable for metric tube, the nut NB200 and sleeve NB300 is suitable for inch tube.



**AJGJ-OG**

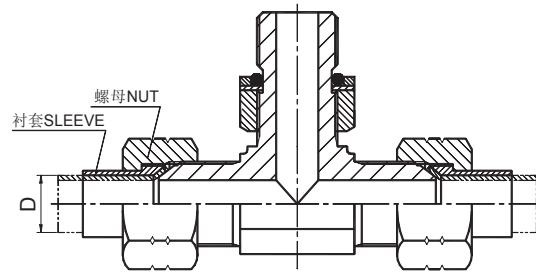
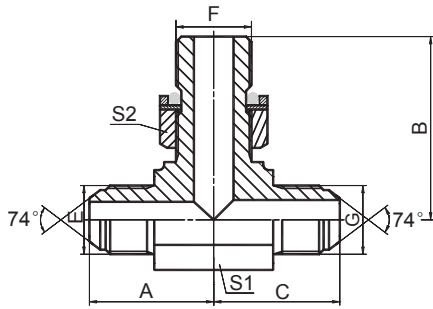


JIC外螺纹 /  
英管外螺纹O形圈 / JIC外螺纹  
JIC MALE /  
BSP MALE O-RING / JIC MALE

代号 PART NO.	螺纹 THREAD			O形圈 O-RING	尺寸 DIMENSIONS					
	E	F	G	F端	A	B	C	S1	S2	
AJGJ-04OG	7/16"X20	G1/4"X19	7/16"X20	10.77X2.62	26.6	31.8	26.6	14	19	
AJGJ-04-02-04OG	7/16"X20	G1/8"X28	7/16"X20	10.77X2.62	24.5	26.2	24.5	11	19	
AJGJ-05-02-05OG	1/2"X20	G1/8"X28	1/2"X20	10.77X2.62	26.6	29	26.6	14	19	
AJGJ-05-04-05OG	1/2"X20	G1/4"X19	1/2"X20	10.77X2.62	26.6	31.8	26.6	14	19	
AJGJ-06-04-06OG	9/16"X18	G1/4"X19	9/16"X18	10.77X2.62	37	31	27	14	19	
AJGJ-06OG	9/16"X18	G3/8"X19	9/16"X18	13.94X2.62	28.5	36.8	28.5	16	22	
AJGJ-08-06-08OG	3/4"X16	G3/8"X19	3/4"X16	13.94X2.62	33	37	33	19	22	
AJGJ-08OG	3/4"X16	G1/2"X14	3/4"X16	17.12X2.62	35	43.2	35	22	27	
AJGJ-10-08-10OG	7/8"X14	G1/2"X14	7/8"X14	17.12X2.62	37.8	43.5	37.8	22	27	
AJGJ-12OG	1.1/16"X12	G3/4"X14	1.1/16"X12	23.47X2.62	44.2	51	44.2	27	32	
AJGJ-16OG	1.5/16"X12	G1"X11	1.5/16"X12	29.74X3.53	48.8	53	48.8	33	41	

注：螺母及衬套需另行订货。管子直径D为公制时，配用螺母及衬套分别选用NB200、NB500。管子直径为英制时，配用螺母及衬套分别选用NB200、NB300。 Nut and sleeve should be ordered separately. The nut NB200 and sleeve NB500 is suitable for metric tube, the nut NB200 and sleeve NB300 is suitable for inch tube.

# 美制螺纹JIC 74° 锥面扩口接头 JIC 74° Cone Flared Tube Fittings



## AJHJ-OG

JIC外螺纹 / 公制外螺纹O形圈 / JIC外螺纹  
JIC MALE / METRIC MALE O-RING / JIC MALE

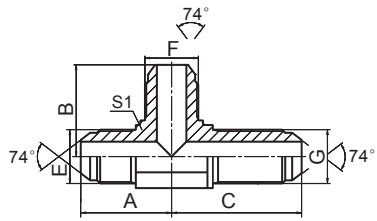
代号 PART NO.	螺 纹 THREAD			O形圈 O-RING		尺 寸 DIMENSIONS				
	E	F	G		F端	A	B	C	S1	S2
AJHJ-04-10-04OG	7/16"X20	M10X1	7/16"X20		8.1X1.6	24.5	26.5	24.5	11	14
AJHJ-04-12-04OG	7/16"X20	M12X1.5	7/16"X20		9.3X2.4	26.6	32	26.6	14	17
AJHJ-05-10-05OG	1/2"X20	M10X1	1/2"X20		8.1X1.6	26.6	28.8	26.6	14	14
AJHJ-05-12-05OG	1/2"X20	M12X1.5	1/2"X20		9.3X2.4	26.6	32	26.6	14	17
AJHJ-05-14-05OG	1/2"X20	M14X1.5	1/2"X20		11.3X2.4	26.6	32	26.6	14	19
AJHJ-06-14-06OG	9/16"X18	M14X1.5	9/16"X18		11.3X2.4	26.9	32	26.9	14	19
AJHJ-06-16-06OG	9/16"X18	M16X1.5	9/16"X18		13.3X2.4	28.5	34.8	28.5	16	22
AJHJ-08-16-08OG	3/4"X16	M16X1.5	3/4"X16		13.3X2.4	32	36	32	19	22
AJHJ-08-18-08OG	3/4"X16	M18X1.5	3/4"X16		15.3X2.4	32	37	32	19	24
AJHJ-10-18-10OG	7/8"X14	M18X1.5	7/8"X14		15.3X2.4	37.8	39.5	37.8	22	24
AJHJ-10-22-10OG	7/8"X14	M22X1.5	7/8"X14		19.3X2.4	37.8	40.2	37.8	22	27
AJHJ-12-22-12OG	1.1/16"X12	M22X1.5	1.1/16"X12		19.3X2.4	44.2	43.5	44.2	27	27
AJHJ-12-27-12OG	1.1/16"X12	M27X2	1.1/16"X12		23.5X3	44.2	48.5	44.2	27	32
AJHJ-16-27-16OG	1.5/16"X12	M27X2	1.5/16"X12		23.5X3	49	52	49	33	32
AJHJ-16-33-16OG	1.5/16"X12	M33X2	1.5/16"X12		29.2X3	49	52.5	49	33	41
AJHJ-20-42-20OG	1.5/8"X12	M42X2	1.5/8"X12		38.5X3	55.5	57.2	55.5	41	50
AJHJ-24-48-24OG	1.7/8"X12	M48X2	1.7/8"X12		44.5X3	62.5	62.7	62.5	48	55

注：螺母及衬套需另行订货。管子直径D为公制时，配用螺母及衬套分别选用NB200、NB500。管子直径为英制时，配用螺母及衬套分别选用NB200、NB300。 Nut and sleeve should be ordered separately. The nut NB200 and sleeve NB500 is suitable for metric tube, the nut NB200 and sleeve NB300 is suitable for inch tube.

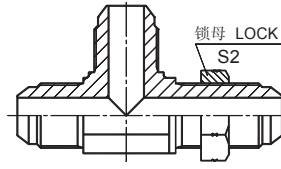
H



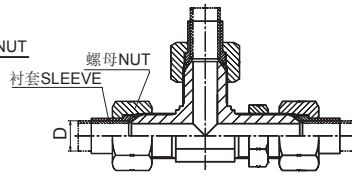
# 美制螺纹JIC 74° 锥面扩口接头 JIC 74° Cone Flared Tube Fittings



**AJJ6J**



**AJJ6J-LN**

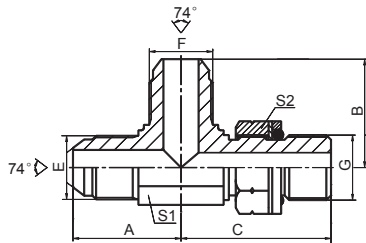


JIC外螺纹74° 外锥  
JIC MALE 74° CONE

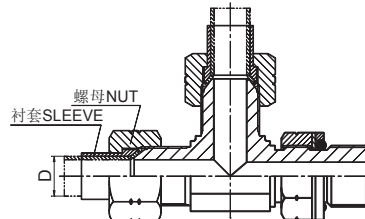
代号 PART NO.	螺 纹 THREAD			尺 寸 DIMENSIONS					
	E	F	G	A	B	C	S1	S2	
AJJ6J-04	7/16"X20	7/16"X20	7/16"X20	24.5	24.5	40.4	11	17	
AJJ6J-05	1/2"X20	1/2"X20	1/2"X20	26.6	26.6	43.7	14	19	
AJJ6J-06	9/16"X18	9/16"X18	9/16"X18	26.9	26.9	46	14	22	
AJJ6J-08	3/4"X16	3/4"X16	3/4"X16	32	32	53.5	19	24	
AJJ6J-10	7/8"X14	7/8"X14	7/8"X14	37.8	37.8	60.7	22	30	
AJJ6J-12	1.1/16"X12	1.1/16"X12	1.1/16"X12	44.2	44.2	67.8	27	36	
AJJ6J-16	1.5/16"X12	1.5/16"X12	1.5/16"X12	49	49	71	33	41	
AJJ6J-20	1.5/8"X12	1.5/8"X12	1.5/8"X12	55.3	55.3	79.2	41	50	
AJJ6J-24	1.7/8"X12	1.7/8"X12	1.7/8"X12	63.5	63.5	86.9	48	55	

注：如需带锁母订货，则请在代号后加“LN”，如AJJ6J-12LN。螺母及衬套需另行订货，管子直径D为公制时，配用螺母及衬套分别选用NB200、NB500。管子直径为英制时，配用螺母及衬套分别选用NB200、NB300。

Note: In case if you are interested to order the adapter with lock nut, please insert suffix "LN" after our part no., for example AJJ6J-12LN. Nut and sleeve should be ordered separately, The nut NB200 and sleeve NB500 is suitable for metric tube, the nut NB200 and sleeve NB300 is suitable for inch tube.



**AJJG-OG**

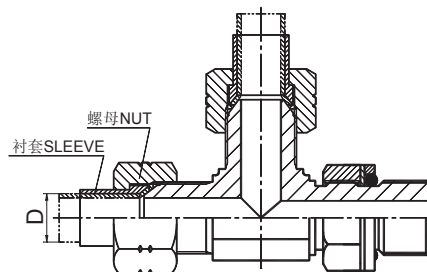
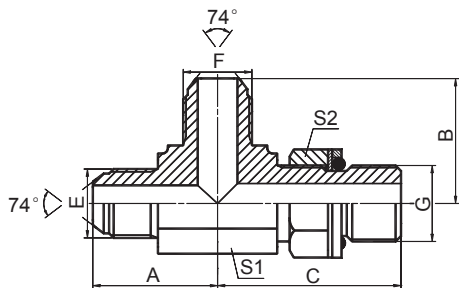


JIC外螺纹 / JIC外螺纹 / 英管外螺纹O形圈  
JIC MALE / JIC MALE / BSP MALE O-RING

代号 PART NO.	螺 纹 THREAD			O形圈 O-RING	尺 寸 DIMENSIONS				
	E	F	G	G端	A	B	C	S1	S2
AJJG-04OG	7/16"X20	7/16"X20	G1/4"X19	10.77X2.62	26.6	26.5	31.9	14	19
AJJG-05-05-04OG	1/2"X20	1/2"X20	G1/4"X19	10.77X2.62	26.6	26.6	31.3	14	19
AJJG-05-06-04OG	1/2"X20	9/16"X18	G1/4"X19	10.77X2.62	26.6	26.9	31.3	14	19
AJJG-06OG	9/16"X18	9/16"X18	G3/8"X19	13.94X2.62	28.5	28.5	36.8	16	22
AJJG-06-06-04OG	9/16"X18	9/16"X18	G1/4"X19	10.77X2.62	26.9	26.9	31.3	14	19
AJJG-08-08-06OG	3/4"X16	3/4"X16	G3/8"X19	13.94X2.62	32	32	36.8	19	22
AJJG-08OG	3/4"X16	3/4"X16	G1/2"X14	17.12X2.62	35	35	43.2	22	27
AJJG-10-10-08OG	7/8"X14	7/8"X14	G1/2"X14	17.12X2.62	37.8	37.8	44	22	27
AJJG-12OG	1.1/16"X12	1.1/16"X12	G3/4"X14	23.47X2.62	44	44	49.5	27	32
AJJG-16OG	1.5/16"X12	1.5/16"X12	G1"X11	29.74X3.53	48.8	48.8	53	33	41

注：螺母及衬套需另行订货。管子直径D为公制时，配用螺母及衬套分别选用NB200、NB500。管子直径为英制时，配用螺母及衬套分别选用NB200、NB300。 Nut and sleeve should be ordered separately. The nut NB200 and sleeve NB500 is suitable for metric tube, the nut NB200 and sleeve NB300 is suitable for inch tube.

# 美制螺纹JIC 74° 锥面扩口接头 JIC 74° Cone Flared Tube Fittings



## AJHH-OG

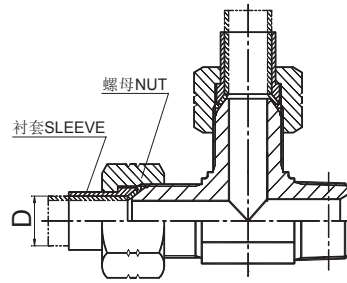
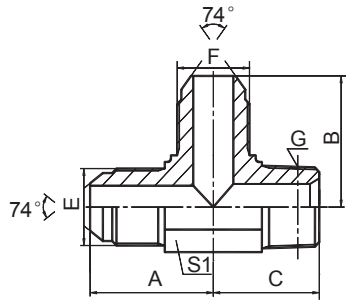
JIC外螺纹 / JIC外螺纹 / 公制外螺纹O形圈  
JIC MALE / JIC MALE / METRIC MAIL O-RING

代号 PART NO.	螺 纹 THREAD			O形圈 O-RING	尺 寸 DIMENSIONS					
	E	F	G	G端	A	B	C	S1	S2	
AJHH-04-04-10OG	7/16"X20	7/16"X20	M10X1		8.1X1.6	24.5	24.5	26.5	11	14
AJHH-04-04-12OG	7/16"X20	7/16"X20	M12X1.5		9.3X2.4	26.6	26.6	32	14	17
AJHH-05-05-10OG	1/2"X20	1/2"X20	M10X1		8.1X1.6	26.6	26.6	28.8	14	14
AJHH-05-05-12OG	1/2"X20	1/2"X20	M12X1.5		9.3X2.4	26.5	26.5	32	14	17
AJHH-05-05-14OG	1/2"X20	1/2"X20	M14X1.5		11.3X2.4	26.6	26.6	32	14	19
AJHH-06-06-14OG	9/16"X18	9/16"X18	M14X1.5		11.3X2.4	26.9	26.9	32	14	19
AJHH-06-06-16OG	9/16"X18	9/16"X18	M16X1.5		13.3X2.4	28.5	28.5	34.8	16	22
AJHH-08-08-16OG	3/4"X16	3/4"X16	M16X1.5		13.3X2.4	32	32	36	19	22
AJHH-08-08-18OG	3/4"X16	3/4"X16	M18X1.5		15.3X2.4	32	32	37	19	24
AJHH-10-10-18OG	7/8"X14	7/8"X14	M18X1.5		15.3X2.4	37.8	37.8	39.5	22	24
AJHH-10-10-22OG	7/8"X14	7/8"X14	M22X1.5		19.3X2.4	37.8	37.8	40.2	22	27
AJHH-12-12-22OG	1.1/16"X12	1.1/16"X12	M22X1.5		19.3X2.4	44.2	44.2	43.5	27	27
AJHH-12-12-27OG	1.1/16"X12	1.1/16"X12	M27X2		23.5X3	44.2	44.2	48.5	27	32
AJHH-16-16-27OG	1.5/16"X12	1.5/16"X12	M27X2		23.5X3	49	49	52	33	32
AJHH-16-16-33OG	1.5/16"X12	1.5/16"X12	M33X2		29.2X3	49	49	52.5	33	41
AJHH-20-20-42OG	1.5/8"X12	1.5/8"X12	M42X2		38.5X3	55.5	55.5	57.2	41	50
AJHH-24-24-48OG	1.7/8"X12	1.7/8"X12	M48X2		44.5X3	62.5	62.5	62.7	48	55

注：螺母及衬套需另行订货。管子直径D为公制时，配用螺母及衬套分别选用NB200、NB500。管子直径为英制时，配用螺母及衬套分别选用NB200、NB300。 Nut and sleeve should be ordered separately. The nut NB200 and sleeve NB500 is suitable for metric tube, the nut NB200 and sleeve NB300 is suitable for inch tube.

H

# 美制螺纹JIC 74° 锥面扩口接头 JIC 74° Cone Flared Tube Fittings



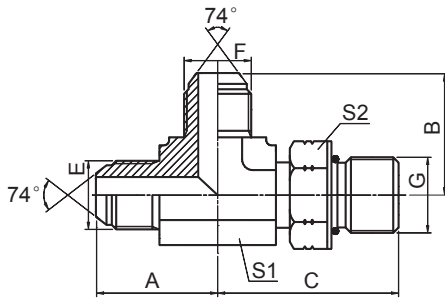
## AJJN

JIC外螺纹 / JIC外螺纹 / 布锥管外螺纹  
JIC MALE / JIC MALE / NPT MALE

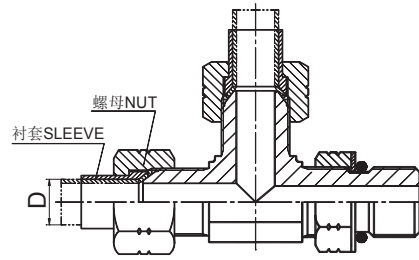
代号 PART NO.	螺 纹 THREAD			尺 寸 DIMENSIONS					
	E	F	G		A	B	C	S1	
AJJN-04	7/16"X20	7/16"X20	Z1/4"X18		26.6	26.6	25.5	14	
AJJN-04-04-02	7/16"X20	7/16"X20	Z1/8"X27		24.5	24.5	21	11	
AJJN-05-05-02	1/2"X20	1/2"X20	Z1/8"X27		26.5	26.5	23.5	14	
AJJN-05-05-04	1/2"X20	1/2"X20	Z1/4"X18		26.5	26.5	25.5	14	
AJJN-06	9/16"X18	9/16"X18	Z3/8"X18		30	30	31	19	
AJJN-06-06-04	9/16"X18	9/16"X18	Z1/4"X18		26.9	26.9	25.5	14	
AJJN-06-06-08	9/16"X18	9/16"X18	Z1/2"X14		32	32	36.7	22	
AJJN-08	3/4"X16	3/4"X16	Z1/2"X14		34.8	34.8	36.7	22	
AJJN-08-08-06	3/4"X16	3/4"X16	Z3/8"X18		32	32	31	19	
AJJN-10-10-08	7/8"X14	7/8"X14	Z1/2"X14		37.8	37.8	36.7	22	
AJJN-10-10-12	7/8"X14	7/8"X14	Z3/4"X14		41	41	44	27	
AJJN-12	1.1/16"X12	1.1/16"X12	Z3/4"X14		44.2	44.2	44	27	
AJJN-16	1.5/16"X12	1.5/16"X12	Z1"X11.5		49	49	50	33	
AJJN-20	1.5/8"X12	1.5/8"X12	Z1.1/4"X11.5		55.5	55.5	54.5	41	
AJJN-24	1.7/8"X12	1.7/8"X12	Z1.1/2"X11.5		62.5	62.5	60	48	

注：螺母及衬套需另行订货。管子直径D为公制时，配用螺母及衬套分别选用NB200、NB500。管子直径为英制时，配用螺母及衬套分别选用NB200、NB300。 Nut and sleeve should be ordered separately. The nut NB200 and sleeve NB500 is suitable for metric tube, the nut NB200 and sleeve NB300 is suitable for inch tube.

# 美制螺纹JIC 74° 锥面扩口接头 JIC 74° Cone Flared Tube Fittings



**AJJO-OG**



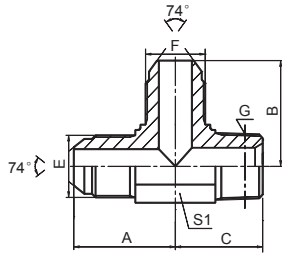
JIC外螺纹 / JIC  
外螺纹 / SAE外螺纹O形圈  
JIC MALE / JIC  
MALE / SAE O-RING BOSS

代号 PART NO.	螺 纹 THREAD			O形圈 O-RING	尺 寸 DIMENSIONS					
	E	F	G	G端	A	B	C	S1	S2	
AJJO-02OG	5/16"X24	5/16"X24	5/16"X24	6.07X1.63	23	21	21	11	12	
AJJO-03OG	3/8"X24	3/8"X24	3/8"X24	7.65X1.63	23	22	22	11	14	
AJJO-04OG	7/16"X20	7/16"X20	7/16"X20	8.92X1.83	24.5	24.5	27.2	11	17	
AJJO-04-04-06OG	7/16"X20	7/16"X20	9/16"X18	11.89X1.98	26.6	26.6	31.8	14	19	
AJJO-05OG	1/2"X20	1/2"X20	1/2"X20	10.52X1.83	26.6	26.6	29	14	17	
AJJO-05-05-04OG	1/2"X20	1/2"X20	7/16"X20	8.92X1.83	26.6	26.6	30	14	17	
AJJO-06OG	9/16"X18	9/16"X18	9/16"X18	11.89X1.98	26.9	26.9	31.8	14	19	
AJJO-06-06-04OG	9/16"X18	9/16"X18	7/16"X20	8.92X1.83	26.9	26.9	30	14	17	
AJJO-06-06-05OG	9/16"X18	9/16"X18	1/2"X20	10.52X1.83	26.9	26.9	30	14	17	
AJJO-06-06-08OG	9/16"X18	9/16"X18	3/4"X16	16.36X2.21	30	30	37.5	19	24	
AJJO-08OG	3/4"X16	3/4"X16	3/4"X16	16.36X2.21	33	33	36.8	19	24	
AJJO-08-08-06OG	3/4"X16	3/4"X16	9/16"X18	11.89X1.98	32	32	33.5	19	19	
AJJO-08-08-10OG	3/4"X16	3/4"X16	7/8"X14	19.18X2.46	34.8	34.8	44	22	27	
AJJO-10OG	7/8"X14	7/8"X14	7/8"X14	19.18X2.46	37.8	37.8	44	22	27	
AJJO-10-10-08OG	7/8"X14	7/8"X14	3/4"X16	16.36X2.21	37.8	37.8	39.5	22	24	
AJJO-12OG	1.1/16"X12	1.1/16"X12	1.1/16"X12	23.47X2.95	44.2	44.2	51	27	32	
AJJO-12-12-08OG	1.1/16"X12	1.1/16"X12	3/4"X16	16.36X2.21	44.2	44.2	43	27	24	
AJJO-12-12-10OG	1.1/16"X12	1.1/16"X12	7/8"X14	19.18X2.46	44.2	44.2	49	27	27	
AJJO-14OG	1.3/16"X12	1.3/16"X12	1.3/16"X12	26.62X2.95	47.5	47.5	53	30	36	
AJJO-16OG	1.5/16"X12	1.5/16"X12	1.5/16"X12	29.74X2.95	48.8	48.8	54.5	33	41	
AJJO-16-16-12OG	1.5/16"X12	1.5/16"X12	1.1/16"X12	23.47X2.95	48.8	48.8	53.5	33	32	
AJJO-20OG	1.5/8"X12	1.5/8"X12	1.5/8"X12	37.46X3.00	55.3	55.3	59	41	50	
AJJO-24OG	1.7/8"X12	1.7/8"X12	1.7/8"X12	43.69X3.00	62.5	62.5	63	48	55	
AJJO-32OG	2.1/2"X12	2.1/2"X12	2.1/2"X12	59.36X3.00	78	78	79	63	70	

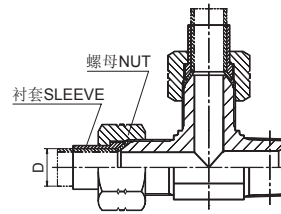
注：螺母及衬套需另行订货。管子直径D为公制时，配用螺母及衬套分别选用NB200、NB500。管子直径为英制时，配用螺母及衬套分别选用NB200、NB300。 Nut and sleeve should be ordered separately. The nut NB200 and sleeve NB500 is suitable for metric tube, the nut NB200 and sleeve NB300 is suitable for inch tube.

H

# 美制螺纹JIC 74° 锥面扩口接头 JIC 74° Cone Flared Tube Fittings



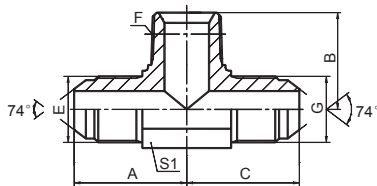
**AJJT-SP**



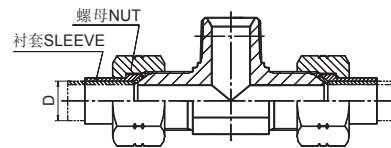
JIC外螺纹 / JIC外螺纹 / 英锥管外螺纹  
JIC MALE / JIC MALE / BSPT MALE

代号 PART NO.	螺 纹 THREAD			尺 寸 DIMENSIONS				
	E	F	G	A	B	C	S1	
AJJT-04-04-02SP	7/16"X20	7/16"X20	R1/8"X28	24.5	24.5	21	11	
AJJT-04SP	7/16"X20	7/16"X20	R1/4"X19	26.6	26.6	25.5	14	
AJJT-04-04-06SP	7/16"X20	7/16"X20	R3/8"X19	27.5	27.5	28	16	
AJJT-06-06-04SP	9/16"X18	9/16"X18	R1/4"X19	26.9	26.9	25.5	14	
AJJT-06SP	9/16"X18	9/16"X18	R3/8"X19	28.5	28.5	28.5	16	
AJJT-08-08-06SP	3/4"X16	3/4"X16	R3/8"X19	32	32	30.5	19	
AJJT-08SP	3/4"X16	3/4"X16	R1/2"X14	34.8	34.8	36	22	
AJJT-10-10-08SP	7/8"X14	7/8"X14	R1/2"X14	37.8	37.8	36	22	
AJJT-12SP	1.1/16"X12	1.1/16"X12	R3/4"X14	44.2	44.2	43.5	27	
AJJT-16SP	1.5/16"X12	1.5/16"X12	R1"X11	49	49	50	33	
AJJT-20SP	1.5/8"X12	1.5/8"X12	R1.1/4"X11	55.5	55.5	56.5	41	
AJJT-24SP	1.7/8"X12	1.7/8"X12	R1.1/2"X11	62.5	62.5	62.5	48	

注：螺母及衬套需另行订货。管子直径D为公制时，配用螺母及衬套分别选用NB200、NB500。管子直径为英制时，配用螺母及衬套分别选用NB200、NB300。 Nut and sleeve should be ordered separately. The nut NB200 and sleeve NB500 is suitable for metric tube, the nut NB200 and sleeve NB300 is suitable for inch tube.



**AJNJ**

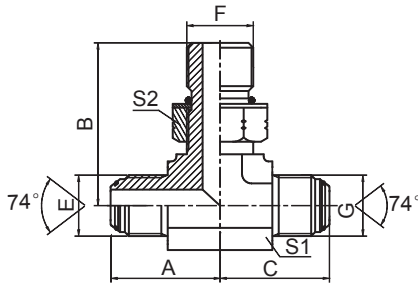


JIC外螺纹 / 布锥管外螺纹 / JIC外螺纹  
JIC MALE / NPT MALE / JIC MALE

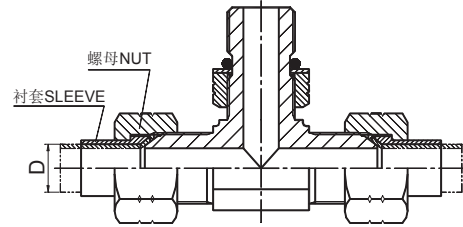
代号 PART NO.	螺 纹 THREAD			尺 寸 DIMENSIONS				
	E	F	G	A	B	C	S1	
AJNJ-02	5/16"X24	Z1/8"X27	5/16"X24	21	21	21	11	
AJNJ-03-02-03	3/8"X24	Z1/8"X27	3/8"X24	22	21	22	11	
AJNJ-04	7/16"X20	Z1/4"X18	7/16"X20	26.6	25.5	26.6	14	
AJNJ-04-02-04	7/16"X20	Z1/8"X27	7/16"X20	24.5	21	24.5	11	
AJNJ-05-02-05	1/2"X20	Z1/8"X27	1/2"X20	26.6	23.5	26.6	14	
AJNJ-05-04-05	1/2"X20	Z1/4"X18	1/2"X20	26.6	25.5	26.6	14	
AJNJ-06	9/16"X18	Z3/8"X18	9/16"X18	30	31	30	19	
AJNJ-06-04-06	9/16"X18	Z1/4"X18	9/16"X18	26.9	25.5	26.9	14	
AJNJ-06-08-06	9/16"X18	Z1/2"X14	9/16"X18	32	36.7	32	22	
AJNJ-08	3/4"X16	Z1/2"X14	3/4"X16	34.8	37.3	34.8	22	
AJNJ-08-06-08	3/4"X16	Z3/8"X18	3/4"X16	32	31	32	19	
AJNJ-10-08-10	7/8"X14	Z1/2"X14	7/8"X14	37.8	36.7	37.8	22	
AJNJ-12	1.1/16"X12	Z3/4"X14	1.1/16"X12	44.2	44	44.2	27	
AJNJ-16	1.5/16"X12	Z1"X11.5	1.5/16"X12	49	50	49	33	
AJNJ-20	1.5/8"X12	Z1.1/4"X11.5	1.5/8"X12	55.5	54.5	55.5	41	
AJNJ-24	1.7/8"X12	Z1.1/2"X11.5	1.7/8"X12	62.5	63	62.5	48	

注：螺母及衬套需另行订货。管子直径D为公制时，配用螺母及衬套分别选用NB200、NB500。管子直径为英制时，配用螺母及衬套分别选用NB200、NB300。 Nut and sleeve should be ordered separately. The nut NB200 and sleeve NB500 is suitable for metric tube, the nut NB200 and sleeve NB300 is suitable for inch tube.

# 美制螺纹JIC 74° 锥面扩口接头 JIC 74° Cone Flared Tube Fittings



**AJOJ-OG**



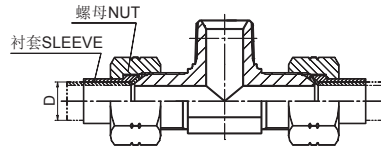
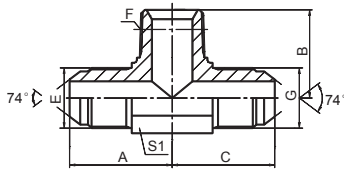
JIC外螺纹 / SAE  
外螺纹O形圈 / JIC外螺纹  
JIC MALE / SAE  
O-RING BOSS / JIC MALE

代号 PART NO.	螺 纹 THREAD			O形圈 O-RING	F端	尺 寸 DIMENSIONS				
	E	F	G			A	B	C	S1	S2
AJOJ-02OG	5/16"X24	5/16"X24	5/16"X24		6.07X1.63	21	23	21	11	12
AJOJ-03OG	3/8"X24	3/8"X24	3/8"X24		7.65X1.63	22	23	22	11	14
AJOJ-04OG	7/16"X20	7/16"X20	7/16"X20		8.92X1.83	24.5	27.2	24.5	11	17
AJOJ-05-04-05OG	1/2"X20	7/16"X20	1/2"X20		8.92X1.83	26.6	30	26.6	14	17
AJOJ-05OG	1/2"X20	1/2"X20	1/2"X20		10.52X1.83	26.6	29	26.6	14	17
AJOJ-06-04-06OG	9/16"X18	7/16"X20	9/16"X18		8.92X1.83	26.9	30	26.9	14	17
AJOJ-06-05-06OG	9/16"X18	1/2"X20	9/16"X18		10.52X1.83	26.9	30	26.9	14	17
AJOJ-06OG	9/16"X18	9/16"X18	9/16"X18		11.89X1.98	26.9	31.8	26.9	14	19
AJOJ-06-08-06OG	9/16"X18	3/4"X16	9/16"X18		16.36X2.21	30	37.5	30	19	24
AJOJ-08-06-08OG	3/4"X16	9/16"X18	3/4"X16		11.89X1.98	32	33.5	32	19	19
AJOJ-08OG	3/4"X16	3/4"X16	3/4"X16		16.36X2.21	33	36.8	33	19	24
AJOJ-10-08-10OG	7/8"X14	3/4"X16	7/8"X14		16.36X2.21	37.8	39.5	37.8	22	24
AJOJ-10OG	7/8"X14	7/8"X14	7/8"X14		19.18X2.46	37.8	44	37.8	22	27
AJOJ-12-08-12OG	1.1/16"X12	3/4"X16	1.1/16"X12		16.36X2.21	44.2	43	44.2	27	24
AJOJ-12-10-12OG	1.1/16"X12	7/8"X14	1.1/16"X12		19.18X2.46	44.2	49	44.2	27	27
AJOJ-12OG	1.1/16"X12	1.1/16"X12	1.1/16"X12		23.47X2.95	44.2	51	44.2	27	32
AJOJ-14OG	1.3/16"X12	1.3/16"X12	1.3/16"X12		26.62X2.95	48.5	56	48.5	33	38
AJOJ-16-14-16OG	1.5/16"X12	1.3/16"X12	1.5/16"X12		26.62X2.95	49	56	49	33	38
AJOJ-16OG	1.5/16"X12	1.5/16"X12	1.5/16"X12		29.74X2.95	48.8	54.5	48.8	33	41
AJOJ-16-20-16OG	1.5/16"X12	1.5/8"X12	1.5/16"X12		37.46X3.00	54	59.5	54	41	50
AJOJ-20-16-20OG	1.5/8"X12	1.5/16"X12	1.5/8"X12		29.74X2.95	55.5	59.5	55.5	41	41
AJOJ-20OG	1.5/8"X12	1.5/8"X12	1.5/8"X12		37.46X3.00	55.3	59	55.3	41	50
AJOJ-24OG	1.7/8"X12	1.7/8"X12	1.7/8"X12		43.69X3.00	62.5	63	62.5	48	55

注：螺母及衬套需另行订货。管子直径D为公制时，配用螺母及衬套分别选用NB200、NB500。管子直径为英制时，配用螺母及衬套分别选用NB200、NB300。 Nut and sleeve should be ordered separately. The nut NB200 and sleeve NB500 is suitable for metric tube, the nut NB200 and sleeve NB300 is suitable for inch tube.

H

# 美制螺纹JIC 74° 锥面扩口接头 JIC 74° Cone Flared Tube Fittings

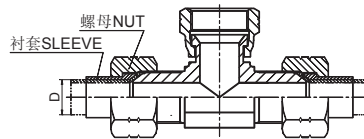
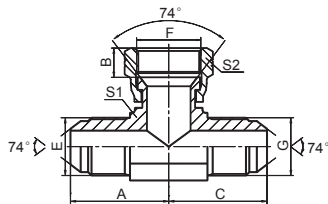


JIC外螺纹 / 英  
锥管外螺纹 / JIC外螺纹  
JIC MALE /  
BSPT MALE / JIC MALE

## AJTJ-SP

代号 PART NO.	螺 纹 THREAD			尺 寸 DIMENSIONS				
	E	F	G	A	B	C	S1	
AJTJ-04SP	7/16"X20	R1/4"X19	7/16"X20	26.6	25.5	26.6	14	
AJTJ-04-02-04SP	7/16"X20	R1/8"X28	7/16"X20	24.5	21	24.5	11	
AJTJ-06SP	9/16"X18	R3/8"X19	9/16"X18	28.5	28.5	28.5	16	
AJTJ-06-04-06SP	9/16"X18	R1/4"X19	9/16"X18	26.9	25.5	26.9	14	
AJTJ-08SP	3/4"X16	R1/2"X14	3/4"X16	34.8	36	34.8	22	
AJTJ-08-06-08SP	3/4"X16	R3/8"X19	3/4"X16	32	30.5	32	19	
AJTJ-10-08-10SP	7/8"X14	R1/2"X14	7/8"X14	37.8	36	37.8	22	
AJTJ-12SP	1.1/16"X12	R3/4"X14	1.1/16"X12	44.2	43.5	44.2	27	
AJTJ-16SP	1.5/16"X12	R1"X11	1.5/16"X12	49	50	49	33	
AJTJ-20SP	1.5/8"X12	R1.1/4"X11	1.5/8"X12	55.5	56.5	55.5	41	
AJTJ-24SP	1.7/8"X12	R1.1/2"X11	1.7/8"X12	62.5	62.5	62.5	48	

注：螺母及衬套需另行订货。管子直径D1为公制时，配用螺母及衬套分别选用NB200、NB500。管子直径为英制时，配用螺母及衬套分别选用NB200、NB300。Nut and sleeve should be ordered separately. The nut NB200 and sleeve NB500 is suitable for metric tube, the nut NB200 and sleeve NB300 is suitable for inch tube.



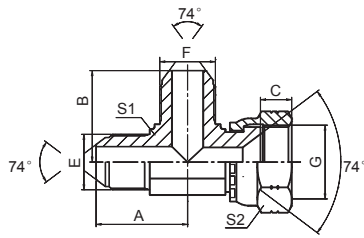
美制JIC外螺纹 / 美制  
JIC内螺纹 / 美制JIC外螺纹  
JIC MALE /  
JIC FEMALE / JIC MALE

## BJ

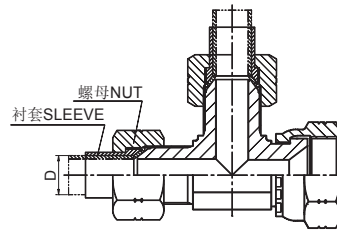
代号 PART NO.	螺 纹 THREAD			尺 寸 DIMENSIONS				
	E	F	G	A	B	C	S1	S2
BJ-04	7/16"X20	7/16"X20	7/16"X20	24.5	9	24.5	11	15
BJ-05	1/2"X20	1/2"X20	1/2"X20	26.5	9.5	26.5	14	17
BJ-06	9/16"X18	9/16"X18	9/16"X18	26.9	10.5	26.9	14	19
BJ-08	3/4"X16	3/4"X16	3/4"X16	32	11	32	19	24
BJ-10	7/8"X14	7/8"X14	7/8"X14	37.8	14	37.8	22	27
BJ-12	1.1/16"X12	1.1/16"X12	1.1/16"X12	44.2	15	44.2	27	32
BJ-14	1.3/16"X12	1.3/16"X12	1.3/16"X12	47.5	15	47.5	30	36
BJ-16	1.5/16"X12	1.5/16"X12	1.5/16"X12	49	16	49	33	41
BJ-20	1.5/8"X12	1.5/8"X12	1.5/8"X12	56	17	56	41	50
BJ-24	1.7/8"X12	1.7/8"X12	1.7/8"X12	63.5	20	63.5	48	55
BJ-32	2.1/2"X12	2.1/2"X12	2.1/2"X12	78	24.5	78	63	75

注：螺母及衬套需另行订货。管子直径D为公制时，配用螺母及衬套分别选用NB200、NB500。管子直径为英制时，配用螺母及衬套分别选用NB200、NB300。Nut and sleeve should be ordered separately. The nut NB200 and sleeve NB500 is suitable for metric tube, the nut NB200 and sleeve NB300 is suitable for inch tube.

# 美制螺纹JIC 74° 锥面扩口接头 JIC 74° Cone Flared Tube Fittings



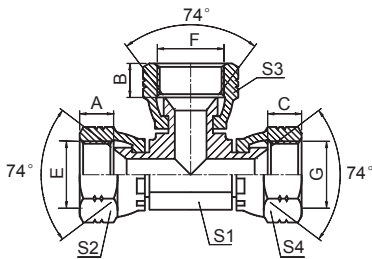
**CJ**



美制JIC外螺纹 / 美制  
JIC外螺纹 / 美制JIC内螺纹  
JIC MALE /  
JIC MALE / JIC FEMALE

代号 PART NO.	螺 纹 THREAD			尺 寸 DIMENSIONS					
	E	F	G	A	B	C	S1	S2	
CJ-04	7/16"X20	7/16"X20	7/16"X20	24.5	24.5	9	11	15	
CJ-05	1/2"X20	1/2"X20	1/2"X20	26.6	26.6	9.5	14	17	
CJ-06	9/16"X18	9/16"X18	9/16"X18	26.9	26.9	10.5	14	19	
CJ-08	3/4"X16	3/4"X16	3/4"X16	32	32	9.5	19	24	
CJ-10	7/8"X14	7/8"X14	7/8"X14	37.8	37.8	13	22	27	
CJ-10-08-10	7/8"X14	7/8"X14	7/8"X14	37.8	34.8	13	22	27	
CJ-12	1.1/16"X12	1.1/16"X12	1.1/16"X12	44.2	44.2	15	27	32	
CJ-12-08-12	1.1/16"X12	1.1/16"X12	1.1/16"X12	44.2	37.9	15	27	32	
CJ-14	1.3/16"X12	1.3/16"X12	1.3/16"X12	47.5	47.5	15	30	36	
CJ-16	1.5/16"X12	1.5/16"X12	1.5/16"X12	49	49	16	33	41	
CJ-20	1.5/8"X12	1.5/8"X12	1.5/8"X12	55.5	55.5	17	41	50	
CJ-24	1.7/8"X12	1.7/8"X12	1.7/8"X12	63	63	20	48	55	
CJ-32	2.1/2"X12	2.1/2"X12	2.1/2"X12	78	78	24.5	63	75	

注：螺母及衬套需另行订货。管子直径D为公制时，配用螺母及衬套分别选用NB200、NB500。管子直径为英制时，配用螺母及衬套分别选用NB200、NB300。 Nut and sleeve should be ordered separately. The nut NB200 and sleeve NB500 is suitable for metric tube, the nut NB200 and sleeve NB300 is suitable for inch tube.



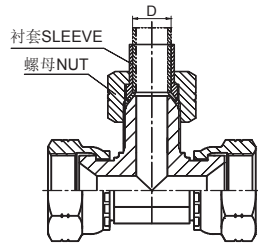
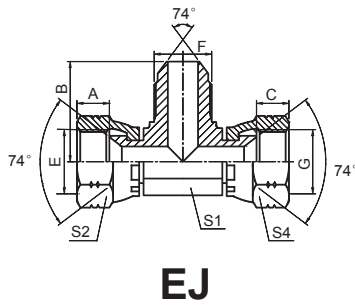
**DJ**

美制JIC内螺纹74° 内锥  
JIC FEMALE 74° SEAT

代号 PART NO.	螺 纹 THREAD			尺 寸 DIMENSIONS			
	E	F	G	A,B,C	S1	S2,S3,S4	
DJ-04	7/16"X20	7/16"X20	7/16"X20	9	11	15	
DJ-05	1/2"X20	1/2"X20	1/2"X20	9.5	11	17	
DJ-06	9/16"X18	9/16"X18	9/16"X18	10.5	14	19	
DJ-08	3/4"X16	3/4"X16	3/4"X16	11	16	24	
DJ-10	7/8"X14	7/8"X14	7/8"X14	13	22	27	
DJ-12	1.1/16"X12	1.1/16"X12	1.1/16"X12	15	24	32	
DJ-16	1.5/16"X12	1.5/16"X12	1.5/16"X12	16	33	41	



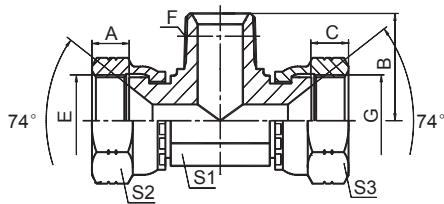
# 美制螺纹JIC 74° 锥面扩口接头 JIC 74° Cone Flared Tube Fittings



美制JIC内螺纹 / 美制  
JIC外螺纹 / 美制JIC内螺纹  
JIC FEMALE /  
JIC MALE / JIC FEMALE

代号 PART NO.	螺 纹 THREAD			尺 寸 DIMENSIONS					
	E	F	G	A, C	B	S1	S2,S4		
EJ-04	7/16"X20	7/16"X20	7/16"X20	9	24.5	11	15		
EJ-06	9/16"X18	9/16"X18	9/16"X18	10.5	26.9	14	19		
EJ-08	3/4"X16	3/4"X16	3/4"X16	11	32	19	24		
EJ-10	7/8"X14	7/8"X14	7/8"X14	13	37.8	22	27		
EJ-12	1.1/16"X12	1.1/16"X12	1.1/16"X12	15	44.2	24	32		
EJ-16	1.5/16"X12	1.5/16"X12	1.5/16"X12	16	49	33	41		
EJ-20	1.5/8"X12	1.5/8"X12	1.5/8"X12	17	56.5	41	50		
EJ-24	1.7/8"X12	1.7/8"X12	1.7/8"X12	20	63	48	55		

注：螺母及衬套需另行订货。管子直径D为公制时，配用螺母及衬套分别选用NB200、NB500。管子直径为英制时，配用螺母及衬套分别选用NB200、NB300。 Nut and sleeve should be ordered separately. The nut NB200 and sleeve NB500 is suitable for metric tube, the nut NB200 and sleeve NB300 is suitable for inch tube.

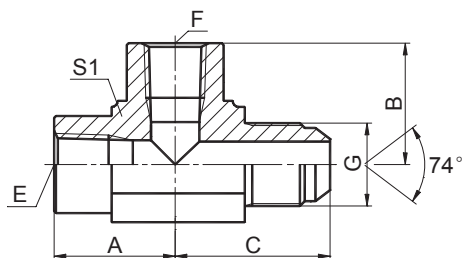


## EJNJ


JIC内螺纹 / 布锥管外螺纹 / JIC内螺纹  
JIC FEMALE / NPT MALE / JIC FEMALE

代号 PART NO.	螺 纹 THREAD			尺 寸 DIMENSIONS				
	E	F	G	A,C	B	S1	S2	S3
EJNJ-04	7/16"X20	Z1/4"X18	7/16"X20	9	25.5	14	17	17
EJNJ-05-04-05	1/2"X20	Z1/4"X18	1/2"X20	9	25.5	14	17	17
EJNJ-06	9/16"X18	Z3/8"X18	9/16"X18	10.5	29.5	16	19	19
EJNJ-06-04-06	9/16"X18	Z1/4"X18	9/16"X18	10.5	25.5	14	19	19
EJNJ-08	3/4"X16	Z1/2"X14	3/4"X16	10.5	36.7	22	24	24
EJNJ-08-06-08	3/4"X16	Z3/8"X18	3/4"X16	10.5	31	19	24	24
EJNJ-10-08-10	7/8"X14	Z1/2"X14	7/8"X14	12	36.7	22	27	27
EJNJ-12	1.1/16"X12	Z3/4"X14	1.1/16"X12	15	44	27	32	32
EJNJ-16	1.5/16"X12	Z1"X11.5	1.5/16"X12	16	50	33	41	41
EJNJ-20	1.5/8"X12	Z1.1/4"X11.5	1.5/8"X12	17	54.5	41	50	50
EJNJ-24	1.7/8"X12	Z1.1/2"X11.5	1.7/8"X12	20	63	48	60	60

# 美制螺纹JIC 74° 锥面扩口接头 JIC 74° Cone Flared Tube Fittings



**HNNJ**

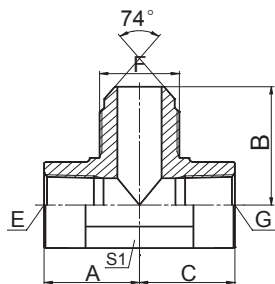


**HNNJ-RN**

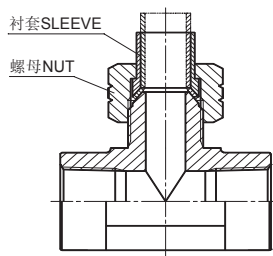
布锥管内螺纹 /  
布锥管内螺纹 / JIC外螺纹  
NPT FEMALE /  
NPT FEMALE / JIC MALE

代号 PART NO.	螺 纹 THREAD			尺 寸 DIMENSIONS				
	E	F	G	A	B	C	S1	
HNNJ-04	Z1/4"X18	Z1/4"X18	7/16"X20	22.4	22.4	29.5	19	
HNNJ-04-04-05	Z1/4"X18	Z1/4"X18	1/2"X20	22.4	22.4	29.5	19	
HNNJ-04-04-06	Z1/4"X18	Z1/4"X18	9/16"X18	22.4	22.4	31.2	19	
HNNJ-06	Z3/8"X18	Z3/8"X18	9/16"X18	25.9	25.9	33.5	24	
HNNJ-06-06-08	Z3/8"X18	Z3/8"X18	3/4"X16	25.9	25.9	36	24	
HNNJ-08	Z1/2"X14	Z1/2"X14	3/4"X16	31.2	31.2	39.5	30	
HNNJ-08-08-10	Z1/2"X14	Z1/2"X14	7/8"X14	31.2	31.2	42.5	30	
HNNJ-12	Z3/4"X14	Z3/4"X14	1.1/16"X12	34.5	34.5	48	33	
HNNJ-16	Z1"X11.5	Z1"X11.5	1.5/16"X12	41.1	41.1	55.1	41	

注：螺母及衬套需另行订货。管子直径D为公制时，配用螺母及衬套分别选用NB200、NB500。管子直径为英制时，配用螺母及衬套分别选用NB200、NB300。 Nut and sleeve should be ordered separately.The nut NB200 and sleeve NB500 is suitable for metric tube, the nut NB200 and sleeve NB300 is suitable for inch tube.



**JNJN**



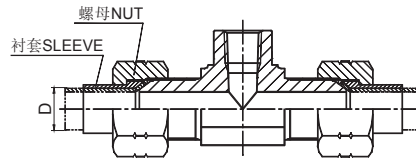
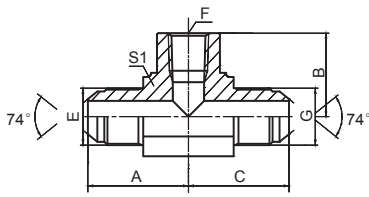
**JNJN-RN**

布锥管内螺纹 / JIC  
外螺纹 / 布锥管内螺纹  
NPT FEMALE / JIC  
MALE / NPT FEMALE

代号 PART NO.	螺 纹 THREAD			尺 寸 DIMENSIONS				
	E	F	G	A	B	C	S1	
JNJN-02-04-02	Z1/8"X27	7/16"X20	Z1/8"X27	16.8	26.5	16.8	16	
JNJN-04	Z1/4"X18	7/16"X20	Z1/4"X18	22.4	29.5	22.4	19	
JNJN-04-06-04	Z1/4"X18	9/16"X18	Z1/4"X18	22.4	30	22.4	19	
JNJN-06	Z3/8"X18	9/16"X18	Z3/8"X18	25.9	33.5	25.9	24	
JNJN-08-06-08	Z1/2"X14	9/16"X18	Z1/2"X14	31.2	36.5	31.2	30	
JNJN-08	Z1/2"X14	3/4"X16	Z1/2"X14	31.2	39.5	31.2	30	
JNJN-08-10-08	Z1/2"X14	7/8"X14	Z1/2"X14	31.2	42.5	31.2	30	
JNJN-12	Z3/4"X14	1.1/16"X12	Z3/4"X14	34.5	48	34.5	33	
JNJN-16	Z1"X11.5	1.5/16"X12	Z1"X11.5	41.1	55.1	41.1	41	

注：螺母及衬套需另行订货。管子直径D为公制时，配用螺母及衬套分别选用NB200、NB500。管子直径为英制时，配用螺母及衬套分别选用NB200、NB300。 Nut and sleeve should be ordered separately.The nut NB200 and sleeve NB500 is suitable for metric tube,the nut NB200 and sleeve NB300 is suitable for inch tube.

# 美制螺纹JIC 74° 锥面扩口接头 JIC 74° Cone Flared Tube Fittings

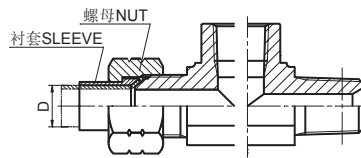
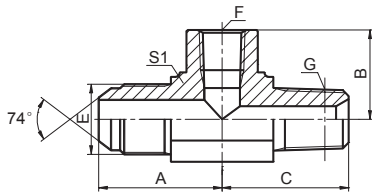


JIC外螺纹 / 布锥  
管内螺纹 / JIC外螺纹  
JIC MALE / NPT  
FEMALE / JIC MALE

## KJNJ

代号 PART NO.	螺纹 THREAD			尺寸 DIMENSIONS				
	E	F	G	A	B	C	S1	
KJNJ-04	7/16"X20	Z1/4"X18	7/16"X20	29.5	22.4	29.5	19	
KJNJ-04-02-04	7/16"X20	Z1/8"X27	7/16"X20	26.5	16.8	26.5	16	
KJNJ-05-02-05	1/2"X20	Z1/8"X27	1/2"X20	27.5	16.8	27.5	16	
KJNJ-05-04-05	1/2"X20	Z1/4"X18	1/2"X20	29.5	22.4	29.5	19	
KJNJ-06	9/16"X18	Z3/8"X18	9/16"X18	33.5	25.9	33.5	24	
KJNJ-06-04-06	9/16"X18	Z1/4"X18	9/16"X18	30	22.4	30	19	
KJNJ-08	3/4"X16	Z1/2"X14	3/4"X16	39.5	31.2	39.5	30	
KJNJ-08-04-08	3/4"X16	Z1/4"X18	3/4"X16	31.6	22.4	32	19	
KJNJ-08-06-08	3/4"X16	Z3/8"X18	3/4"X16	36	25.9	36	24	
KJNJ-10-08-10	7/8"X14	Z1/2"X14	7/8"X14	42.5	31.2	42.5	30	
KJNJ-10-12-10	7/8"X14	Z3/4"X14	7/8"X14	44.5	34.5	44.5	33	
KJNJ-12	1.1/16"X12	Z3/4"X14	1.1/16"X12	48	34.5	48	33	
KJNJ-12-08-12	1.1/16"X12	Z1/2"X14	1.1/16"X12	46	31.2	46	30	
KJNJ-14-12-14	1.3/16"X12	Z3/4"X14	1.3/16"X12	48.5	34.5	48.5	33	
KJNJ-16	1.5/16"X12	Z1"X11.5	1.5/16"X12	54	41.1	54	41	
KJNJ-16-12-16	1.5/16"X12	Z3/4"X14	1.5/16"X12	49	34.5	49	33	
KJNJ-20	1.5/8"X12	Z1.1/4"X11.5	1.5/8"X12	59.4	43.2	59.4	48	
KJNJ-24	1.7/8"X12	Z1.1/2"X11.5	1.7/8"X12	73.4	52.8	73.4	63	

注：螺母及衬套需另行订货。管子直径D为公制时，配用螺母及衬套分别选用NB200、NB500。管子直径为英制时，配用螺母及衬套分别选用NB200、NB300。 Nut and sleeve should be ordered separately. The nut NB200 and sleeve NB500 is suitable for metric tube, the nut NB200 and sleeve NB300 is suitable for inch tube.



JIC外螺纹 / 布锥管  
内螺纹 / 布锥管外螺纹  
JIC MALE / NPT  
FEMALE / NPT MALE

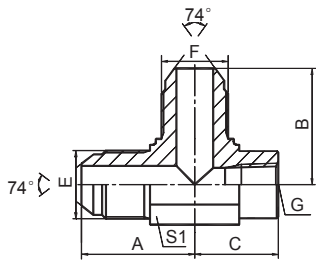
## KJNN

## KJNN-RN

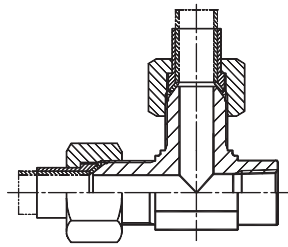
代号 PART NO.	螺纹 THREAD			尺寸 DIMENSIONS				
	E	F	G	A	B	C	S1	
KJNN-04-02-02	7/16"X20	Z1/8"X27	Z1/8"X27	26.5	16.8	24.5	16	
KJNN-04	7/16"X20	Z1/4"X18	Z1/4"X18	29.5	22.4	28	19	
KJNN-06-04-04	9/16"X18	Z1/4"X18	Z1/4"X18	30	22.4	28	19	
KJNN-06	9/16"X18	Z3/8"X18	Z3/8"X18	33.5	25.9	33.5	24	
KJNN-08-06-06	3/4"X16	Z3/8"X18	Z3/8"X18	36	25.9	33.5	24	
KJNN-08	3/4"X16	Z1/2"X14	Z1/2"X14	39.5	31.2	41.2	30	
KJNN-10-08-08	7/8"X14	Z1/2"X14	Z1/2"X14	42.5	31.2	41.2	30	
KJNN-12	1.1/16"X12	Z3/4"X14	Z3/4"X14	48	34.5	45.2	33	
KJNN-14-12-12	1.3/16"X12	Z3/4"X14	Z3/4"X14	48.5	34.5	45.2	33	
KJNN-16	1.5/16"X12	Z1"X11.5	Z1"X11.5	55.1	41.1	54.5	41	

注：螺母及衬套需另行订货。管子直径D为公制时，配用螺母及衬套分别选用NB200、NB500。管子直径为英制时，配用螺母及衬套分别选用NB200、NB300。 Nut and sleeve should be ordered separately. The nut NB200 and sleeve NB500 is suitable for metric tube, the nut NB200 and sleeve NB300 is suitable for inch tube.

# 美制螺纹JIC 74° 锥面扩口接头 JIC 74° Cone Flared Tube Fittings



**LJJN**

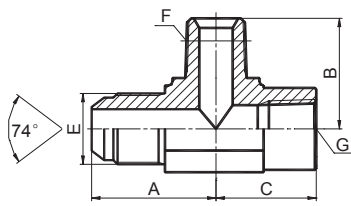


美制JIC外螺纹 / 美制  
JIC外螺纹 / 布锥管内螺纹  
JIC MALE / JIC  
MALE / NPT FEMALE

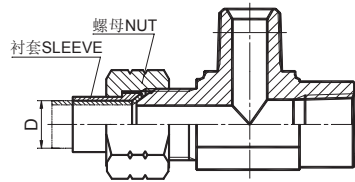
代号 PART NO.	螺纹 THREAD			尺寸 DIMENSIONS					
	E	F	G		A	B	C	S1	
LJJN-04	7/16"X20	7/16"X20	Z1/4"X18		30.9	30.9	25.1	19	
LJJN-04-04-02	7/16"X20	7/16"X20	Z1/8"X27		27.5	27.5	16.8	16	
LJJN-05-05-02	1/2"X20	1/2"X20	Z1/8"X27		27.5	27.5	16.8	16	
LJJN-05-05-04	1/2"X20	1/2"X20	Z1/4"X18		29.5	29.5	22.4	19	
LJJN-06	9/16"X18	9/16"X18	Z3/8"X18		33.5	33.5	26.8	24	
LJJN-06-06-04	9/16"X18	9/16"X18	Z1/4"X18		30	30	22.5	19	
LJJN-08	3/4"X16	3/4"X16	Z1/2"X14		39.5	39.5	33	30	
LJJN-08-08-06	3/4"X16	3/4"X16	Z3/8"X18		36	36	25.9	24	
LJJN-10-10-08	7/8"X14	7/8"X14	Z1/2"X14		42.5	42.5	31.2	30	
LJJN-12	1.1/16"X12	1.1/16"X12	Z3/4"X14		48	48	39	33	
LJJN-14-14-12	1.3/16"X12	1.3/16"X12	Z3/4"X14		48.5	48.5	34.5	33	
LJJN-16	1.5/16"X12	1.5/16"X12	Z1"X11.5		55.1	55.1	43.9	41	
LJJN-20	1.5/8"X12	1.5/8"X12	Z1.1/4"X11.5		59.2	59.2	43.3	48	
LJJN-24	1.7/8"X12	1.7/8"X12	Z1.1/2"X11.5		73.4	73.4	52.8	63	

H

# 美制螺纹JIC 74° 锥面扩口接头 JIC 74° Cone Flared Tube Fittings



**LJNN**

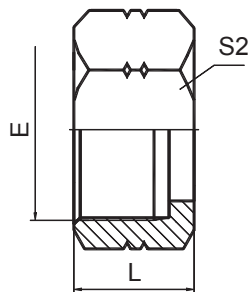


**LJNN-RN**

美制JIC外螺纹 / 布锥  
管外螺纹 / 布锥管内螺纹  
JIC MALE / NPT  
MALE / NPT FEMALE

代号 PART NO.	螺 纹 THREAD			尺 寸 DIMENSIONS				
	E	F	G	A	B	C	S1	
LJNN-04	7/16"X20	Z1/4"X18	Z1/4"X18	29.5	28	22.4	19	
LJNN-04-02-02	7/16"X20	Z1/8"X27	Z1/8"X27	27.5	24.5	16.8	16	
LJNN-06	9/16"X18	Z3/8"X18	Z3/8"X18	33.5	33.5	25.9	24	
LJNN-06-04-04	9/16"X18	Z1/4"X18	Z1/4"X18	31.2	28	22.4	19	
LJNN-08	3/4"X16	Z1/2"X14	Z1/2"X14	39.5	41.2	31.2	30	
LJNN-08-06-06	3/4"X16	Z3/8"X18	Z3/8"X18	36	33.5	25.9	24	
LJNN-10-08-08	7/8"X14	Z1/2"X14	Z1/2"X14	42.5	41.2	31.2	30	
LJNN-12	1.1/16"X12	Z3/4"X14	Z3/4"X14	48	45.2	34.5	33	
LJNN-14-12-12	1.3/16"X12	Z3/4"X14	Z3/4"X14	48.5	45.2	34.5	33	
LJNN-16	1.5/16"X12	Z1"X11.5	Z1"X11.5	55.1	54.5	41.1	41	

注：螺母及衬套需另行订货。管子直径D为公制时，配用螺母及衬套分别选用NB200、NB500。管子直径为英制时，配用螺母及衬套分别选用NB200、NB300。 Nut and sleeve should be ordered separately. The nut NB200 and sleeve NB500 is suitable for metric tube, the nut NB200 and sleeve NB300 is suitable for inch tube.

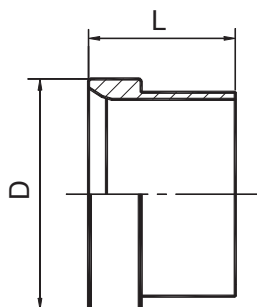


**NB200**

JIC螺母  
JIC TRIPLE LOCK NUT

代号 PART NO.	螺 纹 THREAD	管子外径及配用管套 TUBE O.D. & SLEEVE				尺 寸 DIMENSIONS	
		In.	英制管套INCH SLEEVE	mm	公制管套METRIC SLEEVE	L	S2
NB200-04	7/16"X20	1/4"	NB300-04	6	NB500-06	15.8	14
NB200-05	1/2"X20	5/16"	NB300-05	8	NB500-08	17.3	17
NB200-06	9/16"X18	3/8"	NB300-06	10	NB500-10	18.5	19
NB200-08	3/4"X16	1/2"	NB300-08	12	NB500-12	21.6	24
NB200-10	7/8"X14			14	NB500-14	24.9	27
NB200-10	7/8"X14			15	NB500-15	24.9	27
NB200-10	7/8"X14	5/8"	NB300-10	16	NB500-16	24.9	27
NB200-12	1.1/16"X12	3/4"	NB300-12	18	NB500-18	26.2	32
NB200-12A	1.1/16"X12			20	NB500-20A	26.2	32
NB200-14	1.3/16"X12			20	NB500-20	27.7	36
NB200-14	1.3/16"X12	7/8"	NB300-14	22	NB500-22	27.7	36
NB200-16	1.5/16"X12	1"	NB300-16	25	NB500-25	28.7	38
NB200-20	1.5/8"X12			28	NB500-28	31.2	50
NB200-20	1.5/8"X12			30	NB500-30	31.2	50
NB200-20	1.5/8"X12	1.1/4"	NB300-20	32	NB500-32	31.2	50
NB200-24	1.7/8"X12			35	NB500-35	36.1	60
NB200-24	1.7/8"X12	1.1/2"	NB300-24	38	NB500-38	36.1	60
NB200-32	2.1/2"X12	2"	NB300-32	50	NB500-50	44.5	75

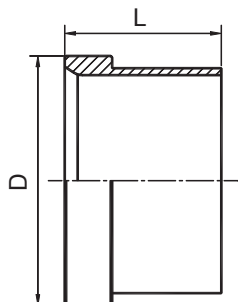
# 美制螺纹JIC 74° 锥面扩口接头 JIC 74° Cone Flared Tube Fittings



## NB300

JIC英制管套  
JIC INCH SLEEVE

代号 PART NO.	螺 纹 THREAD	管子外径 TUBE O.D. In.	尺 寸 DIMENSIONS			
			D	L		
NB300-04	7/16"X20	1/4"	9.73	10.4		
NB300-05	1/2"X20	5/16"	11.3	11.2		
NB300-06	9/16"X18	3/8"	12.75	12.7		
NB300-08	3/4"X16	1/2"	17.32	14.2		
NB300-10	7/8"X14	5/8"	20.24	16.8		
NB300-12	1.1/16"X12	3/4"	24.69	17.3		
NB300-14	1.3/16"X12	7/8"	27.86	19.3		
NB300-16	1.5/16"X12	1"	31.04	19.8		
NB300-20	1.5/8"X12	1.1/4"	38.96	23.1		
NB300-24	1.7/8"X12	1.1/2"	45.31	28.4		
NB300-32	2.1/2"X12	2"	61.19	30.2		



## NB500

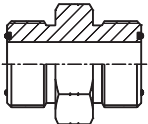
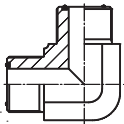
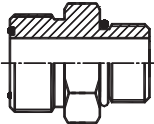


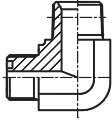
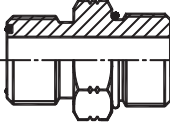
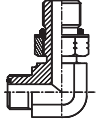
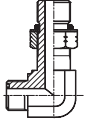
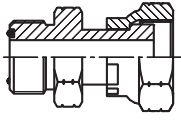
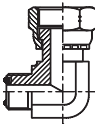
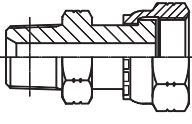
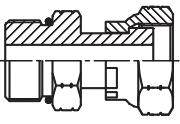

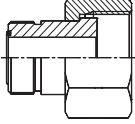
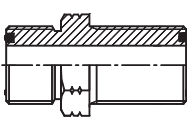

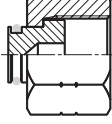
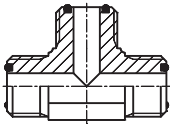
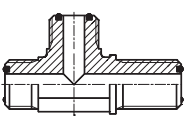
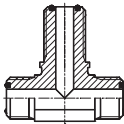
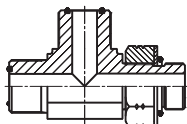
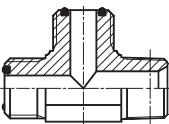
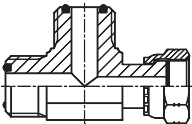
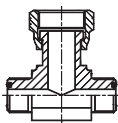
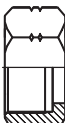
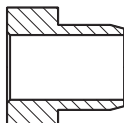
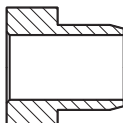
JIC公制管套  
JIC METRIC SLEEVE

代号 PART NO.	螺 纹 THREAD	管子外径 TUBE O.D. mm	尺 寸 DIMENSIONS			
			D	L		
NB500-06	7/16"X20	6	9.7	10.4		
NB500-08	1/2"X20	8	11.3	11.2		
NB500-10	9/16"X18	10	12.7	12.7		
NB500-12	3/4"X16	12	17.3	14.2		
NB500-14	7/8"X14	14	20.2	16.8		
NB500-15	7/8"X14	15	20.2	16.8		
NB500-16	7/8"X14	16	20.2	16.8		
NB500-18	1.1/16"X12	18	24.7	17.3		
NB500-20	1.3/16"X12	20	27.8	19.3		
NB500-22	1.3/16"X12	22	27.8	19.3		
NB500-25	1.5/16"X12	25	31	19.8		
NB500-28	1.5/8"X12	28	38.9	23.1		
NB500-30	1.5/8"X12	30	38.9	23.1		
NB500-32	1.5/8"X12	32	38.9	23.1		
NB500-35	1.7/8"X12	35	45.3	28.4		
NB500-38	1.7/8"X12	38	45.3	28.4		
NB500-50	2.1/2"X12	50	61.2	30.2		

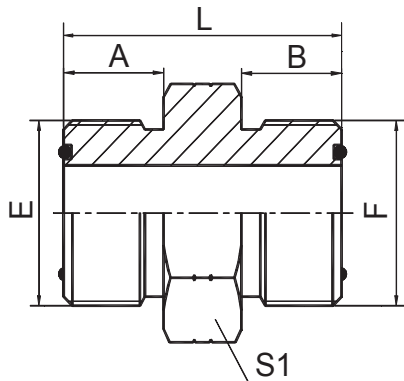
H

# 美制螺纹O型圈平面密封接头 ORFS Fittings

## 型号索引 Part NO. Index

 1F PI1	 1F9 PI2	 1FH PI2	 1FH9-OG PI3	 1FN PI4	 1FN9 PI5
 1FO PI6	 1FO9-OG PI7	 1FO9-UGL PI8	 2F PI9	 2F9 PI10	 2NF PI10
 2OF PI11	 4F PI11	 5F-S PI12	 6F PI13	 8F PI13	 9F PI14
 AF PI14	 AFF6F PI15	 AF6FF PI15	 AFFO-OG PI16	 AFFN PI16	 CF PI17
 BF PI17	 NB200-F PI18	 NB300-F PI18	 NB500-F PI19		

# 美制螺纹O型圈平面密封接头 ORFS Fittings



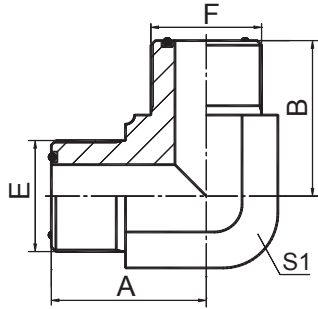
**1F**

美制ORFS外螺纹O形圈平面密封  
ORFS MALE O-RING

代号 PART NO.	螺纹 THREAD		O形圈 O-RING		尺寸 DIMENSIONS				
	E	F	E端	F端	A	B	L	S1	
1F-04	9/16"X18	9/16"X18	O011	O011	10	10	27.5	17	
1F-04-06	9/16"X18	11/16"X16	O011	O012	9.8	11.2	29.7	19	
1F-04-08	9/16"X18	13/16"X16	O011	O014	9.8	12.8	32.5	22	
1F-06	11/16"X16	11/16"X16	O012	O012	11.2	11.2	31.1	19	
1F-06-08	11/16"X16	13/16"X16	O012	O014	11.2	12.8	33.8	22	
1F-06-10	11/16"X16	1"X14	O012	O016	11.2	15.5	38	27	
1F-08	13/16"X16	13/16"X16	O014	O014	13	13	35.4	22	
1F-08-10	13/16"X16	1"X14	O014	O016	12.8	15.5	40	27	
1F-08-12	13/16"X16	1.3/16"X12	O014	O018	13	17	43	32	
1F-10	1"X14	1"X14	O016	O016	15.5	15.5	42.5	27	
1F-10-12	1"X14	1.3/16"X12	O016	O018	15.5	17	45.5	32	
1F-12	1.3/16"X12	1.3/16"X12	O018	O018	17	17	47.1	32	
1F-12-16	1.3/16"X12	1.7/16"X12	O018	O021	17	17.5	45.5	38	
1F-12-20	1.3/16"X12	1.11/16"X12	O018	O025	17	17.5	50.5	46	
1F-16	1.7/16"X12	1.7/16"X12	O021	O021	17.5	17.5	49.3	38	
1F-16-20	1.7/16"X12	1.11/16"X12	O021	O025	17.5	17.5	51.3	46	
1F-16-24	1.7/16"X12	2"X12	O021	O029	17.5	17.5	53	55	
1F-20	1.11/16"X12	1.11/16"X12	O025	O025	17.5	17.5	51.3	46	
1F-20-24	1.11/16"X12	2"X12	O025	O029	17.5	17.5	53	55	
1F-24	2"X12	2"X12	O029	O029	17.5	17.5	53	55	



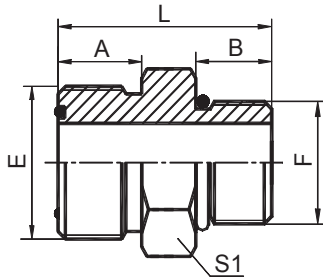
# 美制螺纹O型圈平面密封接头 ORFS Fittings



## 1F9

90° 弯美制ORFS外螺纹O形圈平面密封  
90° ELBOW ORFS MALE O-RING

代号 PART NO.	螺 纹 THREAD		O形圈 O-RING		尺 寸 DIMENSIONS			
	E	F	E端	F端	A	B	S1	
1F9-04	9/16"X18	9/16"X18	O011	O011	23	23	14	
1F9-04-06	9/16"X18	11/16"X16	O011	O012	25.5	27	19	
1F9-06	11/16"X16	11/16"X16	O012	O012	27.5	27.5	19	
1F9-06-08	11/16"X16	13/16"X16	O012	O014	29	31	22	
1F9-08	13/16"X16	13/16"X16	O014	O014	31	31	22	
1F9-08-12	13/16"X16	1.3/16"X12	O014	O018	35.5	40.3	30	
1F9-10	1"X14	1"X14	O016	O016	36.5	36.5	27	
1F9-12	1.3/16"X12	1.3/16"X12	O018	O018	41	41	30	
1F9-16	1.7/16"X12	1.7/16"X12	O021	O021	44.5	44.5	36	
1F9-20	1.11/16"X12	1.11/16"X12	O025	O025	47.5	47.5	41	
1F9-24	2"X12	2"X12	O029	O029	53.5	53.5	50	



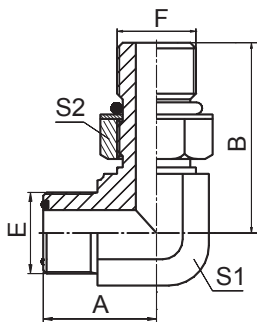
## 1FH

美制ORFS外螺纹O形圈平面密封 / 公制  
外螺纹可调向柱端重系列ISO 6149-2  
ORFS MALE O-RING / METIRC MALE  
ADJUSTABLE STUD END S-SERIES ISO 6149-2

代号 PART NO.	螺 纹 THREAD		O形圈 O-RING		尺 寸 DIMENSIONS			
	E	F	E端	F端	A	B	L	S1
1FH-04-10	9/16" X18	M10X1	O011	O08.1X1.6	9.8	9.5	28	17
1FH-04-12	9/16" X18	M12X1.5	O011	O09.3X2.4	9.8	11	29.5	17
1FH-06-12	11/16"X16	M12X1.5	O012	O09.3X2.4	11.2	11	31	19
1FH-06-14	11/16"X16	M14X1.5	O012	O11.3X2.4	11.2	11	31	19
1FH-06-16	11/16"X16	M16X1.5	O012	O13.3X2.4	11.2	12.5	33.5	22
1FH-08-16	13/16"X16	M16X1.5	O014	O13.3X2.4	12.8	12.5	36	22
1FH-08-18	13/16"X16	M18X1.5	O014	O15.3X2.4	12.8	14	36.5	24
1FH-08-22	13/16"X16	M22X1.5	O014	O19.3X2.4	12.8	15	37.5	27
1FH-10-22	1"X14	M22X1.5	O016	O19.3X2.4	15.5	15	40.5	27
1FH-12-22	1.3/16"X12	M22X1.5	O018	O19.3X2.4	17	15	45.5	32
1FH-12-27	1.3/16"X12	M27X2	O018	O23.5X3.0	17	18.5	49	32
1FH-16-33	1.7/16"X12	M33X2	O021	O29.5X3.0	17.5	18.5	51	41
1FH-20-42	1.11/16"X12	M42X2	O025	O38.5X3.0	17.5	19	54.5	50
1FH-24-48	2"X12	M48X2	O029	O44.5X3.0	17.5	21.5	57	55

注：F端与ISO 6149-1 油口相配。 Note: F end is fit for ISO 6149-1 port.

# 美制螺纹O型圈平面密封接头 ORFS Fittings



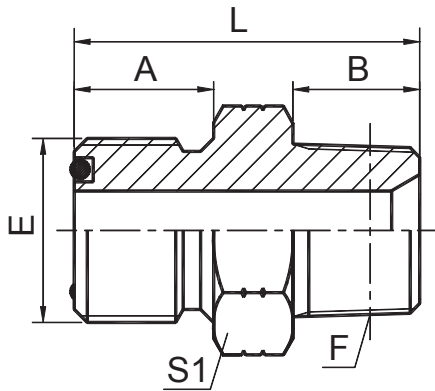
## 1FH9-OG

90° 弯美制ORFS外螺纹O形圈平面密封 / 公制  
 外螺纹可调向柱端重系列ISO 6149-2  
 90° ELBOW ORFS MALE O-RING / METIRC MALE  
 ADJUSTABLE STUD END S-SERIES ISO6149-2

代号 PART NO.	螺 纹 THREAD		O形圈 O-RING		尺 寸 DIMENSIONS			
	E	F	E端	F端	A	B	S1	S2
1FH9-04-12OG	9/16"X18	M12X1.5	O011	O09.3X2.4	23	32	14	17
1FH9-06-14OG	11/16"X16	M14X1.5	O012	O11.3X2.4	27	35.5	19	19
1FH9-06-16OG	11/16"X16	M16X1.5	O012	O13.3X2.4	27	38	19	22
1FH9-08-16OG	13/16"X16	M16X1.5	O014	O13.3X2.4	31	40.5	22	22
1FH9-08-18OG	13/16"X16	M18X1.5	O014	O15.3X2.4	31	43	22	24
1FH9-08-22OG	13/16"X16	M22X1.5	O014	O19.3X2.4	31	44.5	22	27
1FH9-10-22OG	1"X14	M22X1.5	O016	O19.3X2.4	36.5	48	27	27
1FH9-12-27OG	1.3/16"X12	M27X2	O018	O23.5X3.0	40.5	50	30	32
1FH9-12-33OG	1.3/16"X12	M33X2	O018	O29.5X3.0	42.5	56	33	41
1FH9-16-33OG	1.7/16"X12	M33X2	O021	O29.5X3.0	44.5	58.5	36	41

注：F端与ISO 6149-1油口相配。 Note: F end is fit for ISO 6149-1 port.

# 美制螺纹O型圈平面密封接头 ORFS Fittings

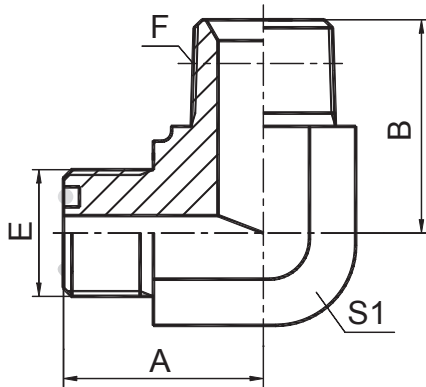


## 1FN

美制ORFS外螺纹O形圈平面密封 / 布锥管外螺纹  
ORFS MALE O-RING / NPT MALE

代号 PART NO.	螺 纹 THREAD		O形圈 O-RING	尺 寸 DIMENSIONS				
	E	F	E端	A	B	L	S1	
1FN-04-02	9/16"X18	Z1/8"X27	O011	9.8	10.5	26.5	17	
1FN-04	9/16"X18	Z1/4"X18	O011	9.8	15	30.5	17	
1FN-04-06	9/16"X18	Z3/8"X18	O011	9.8	16	30.5	19	
1FN-06-04	11/16"X16	Z1/4"X18	O012	11.2	15	32	19	
1FN-06	11/16"X16	Z3/8"X18	O012	11.2	16	33.5	19	
1FN-06-08	11/16"X16	Z1/2"X14	O012	11.2	19.5	39	24	
1FN-08-04	13/16"X16	Z1/4"X18	O014	12.8	15	36	22	
1FN-08-06	13/16"X16	Z3/8"X18	O014	12.8	16	36.5	22	
1FN-08	13/16"X16	Z1/2"X14	O014	12.8	19.5	40	24	
1FN-08-12	13/16"X16	Z3/4"X14	O014	12.8	19.5	42.5	30	
1FN-10-08	1"X14	Z1/2"X14	O016	15.5	19.5	45	27	
1FN-10-12	1"X14	Z3/4"X14	O016	15.5	19.5	45	30	
1FN-12-08	1.3/16"X12	Z1/2"X14	O018	17	19.5	46.5	32	
1FN-12	1.3/16"X12	Z3/4"X14	O018	17	19.5	47	32	
1FN-12-16	1.3/16"X12	Z1"X11.5	O018	17	25.5	53.5	36	
1FN-16-12	1.7/16"X12	Z3/4"X14	O021	17.5	19.5	48	38	
1FN-16	1.7/16"X12	Z1"X11.5	O021	17.5	25.5	53.5	38	
1FN-16-20	1.7/16"X12	Z1.1/4"X11.5	O021	17.5	26.5	57	46	
1FN-20-16	1.11/16"X12	Z1"X11.5	O025	17.5	25.5	56	46	
1FN-20	1.11/16"X12	Z1.1/4"X11.5	O025	17.5	26.5	56.5	46	
1FN-20-24	1.11/16"X12	Z1.1/2"X11.5	O025	17.5	27.5	60	50	
1FN-24	2"X12	Z1.1/2"X11.5	O029	17.5	27.5	59.5	55	

# 美制螺纹O型圈平面密封接头 ORFS Fittings

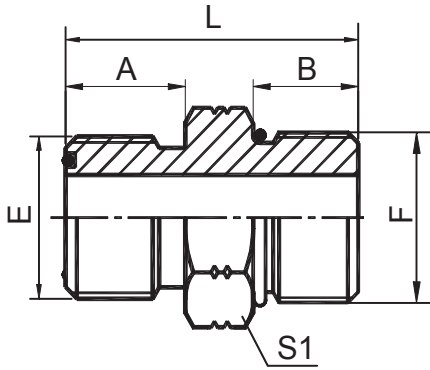


## 1FN9

90° 弯美制ORFS外螺纹  
O形圈平面密封 / 布锥管外螺纹  
90° ELBOW ORFS MALE  
O-RING / NPT MALE

代号 PART NO.	螺 纹 THREAD		O形圈 O-RING		尺 寸 DIMENSIONS				
	E	F	E端		A	B	S1		
1FN9-04-02	9/16X18	Z1/8"X27	O011		23	24	14		
1FN9-04	9/16X18	Z1/4"X18	O011		23	25.5	14		
1FN9-06-04	11/16"X16	Z1/4"X18	O012		27	28.5	19		
1FN9-06	11/16"X16	Z3/8"X18	O012		27.5	31	19		
1FN9-06-08	11/16"X16	Z1/2"X14	O012		29	36.7	22		
1FN9-08-06	13/16"X16	Z3/8"X18	O014		31	33.5	22		
1FN9-08	13/16"X16	Z1/2"X14	O014		31	37.3	22		
1FN9-08-12	13/16"X16	Z3/4"X14	O014		34.5	44	27		
1FN9-10-08	1"X14	Z1/2"X14	O016		36.5	40	27		
1FN9-10-12	1"X14	Z3/4"X14	O016		36.5	44	27		
1FN9-12-08	1.3/16"X12	Z1/2"X14	O018		40.3	41.5	30		
1FN9-12	1.3/16"X12	Z3/4"X14	O018		41	45.5	30		
1FN9-12-16	1.3/16"X12	Z1"X11.5	O018		43	50	33		
1FN9-16-12	1.7/16"X12	Z3/4"X14	O021		44.5	49	36		
1FN9-16	1.7/16"X12	Z1"X11.5	O021		44.5	51.5	36		
1FN9-20-16	1.11/16"X12	Z1"X11.5	O025		47.5	54.5	41		
1FN9-20	1.11/16"X12	Z1.1/4"X11.5	O025		47.5	54.5	41		
1FN9-24	2"X12	Z1.1/2"X11.5	O029		53.5	61	50		

# 美制螺纹O型圈平面密封接头 ORFS Fittings



## 1FO

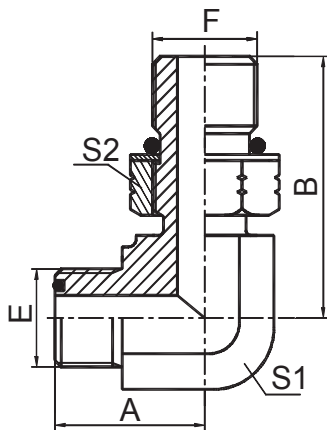
美制ORFS外螺纹O形圈平面密封 / 美制  
SAE外螺纹带O形圈重系列ISO 11926-2  
ORFS MALE O-RING /  
SAE O-RING BOSS S-SERIES ISO 11926-2

代号 PART NO.	螺纹 THREAD		O形圈 O-RING		尺寸 DIMENSIONS				
	E	F	E端	F端	A	B	L	S1	
1FO-04	9/16"X18	7/16"X20	O011	O904	9.8	11	28.7	17	
1FO-04-05	9/16"X18	1/2"X20	O011	O905	9.8	11	28.7	17	
1FO-04-06	9/16"X18	9/16"X18	O011	O906	9.8	12	29.5	17	
1FO-04-08	9/16"X18	3/4"X16	O011	O908	9.8	14	33.5	22	
1FO-06-04	11/16"X16	7/16"X20	O012	O904	11.2	11	33.5	19	
1FO-06-05	11/16"X16	1/2"X20	O012	O905	11.2	11	30.9	19	
1FO-06	11/16"X16	9/16"X18	O012	O906	11.2	12	31.9	19	
1FO-06-08	11/16"X16	3/4"X16	O012	O908	11.2	14	35	22	
1FO-06-10	11/16"X16	7/8"X14	O012	O910	11.2	16	38.5	27	
1FO-08-06	13/16"X16	9/16"X18	O014	O906	12.8	12	34.5	22	
1FO-08	13/16"X16	3/4"X16	O014	O908	12.8	14	36.6	22	
1FO-08-10	13/16"X16	7/8"X14	O014	O910	12.8	16	40.5	27	
1FO-08-12	13/16"X16	1.1/16"X12	O014	O912	12.8	18.5	44.5	32	
1FO-10	1"X14	7/8"X14	O016	O910	15.5	16	43.1	27	
1FO-10-08	1"X14	3/4"X16	O016	O908	15.5	14	44	27	
1FO-10-12	1"X14	1.1/16"X12	O016	O912	15.5	18.5	47	32	
1FO-12-10	1.3/16"X12	7/8"X14	O018	O910	17	16	49	32	
1FO-12	1.3/16"X12	1.1/16"X12	O018	O912	17	18.5	48.6	32	
1FO-12-16	1.3/16"X12	1.5/16"X12	O018	O916	17	18.5	49.8	38	
1FO-16-12	1.7/16"X12	1.1/16"X12	O021	O912	17.5	18.5	53	38	
1FO-16	1.7/16"X12	1.5/16"X12	O021	O916	17.5	18.5	50.3	38	
1FO-16-20	1.7/16"X12	1.5/8"X12	O021	O920	17.5	18.5	52	50	
1FO-20-16	1.11/16"X12	1.5/16"X12	O025	O916	17.5	18.5	54	46	
1FO-20	1.11/16"X12	1.5/8"X12	O025	O920	17.5	18.5	52.3	50	
1FO-24-20	2"X12	1.5/8"X12	O029	O920	17.5	18.5	58	55	
1FO-24	2"X12	1.7/8"X12	O029	O924	17.5	18.5	54.1	55	

注： F端与ISO 11926-1 油口相配。

Note : F end is connected with ISO 11926-1 port.

# 美制螺纹O型圈平面密封接头 ORFS Fittings



## 1FO9-OG

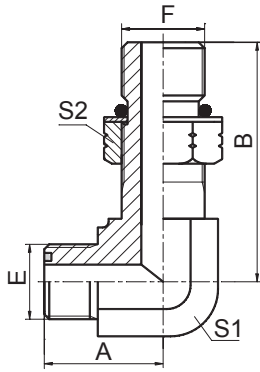
90° 弯美制ORFS外螺纹O形圈平面密封 / 美制  
SAE外螺纹带O形圈重系列ISO 11926-2  
90° ELBOW ORFS MALE O-RING / SAE O-RING  
BOSS S-SERIES ISO 11926-2

代号 PART NO.	螺纹 THREAD		O形圈 O-RING		尺寸 DIMENSIONS				
	E	F	E端	F端	A	B	S1	S2	
1FO9-04OG	9/16"X18	7/16"X20	O011	O904	23	30.3	14	17	
1FO9-04-06OG	9/16"X18	9/16"X18	O011	O906	23	32	14	19	
1FO9-06-04OG	11/16"X16	7/16"X20	O012	O904	27.5	33.5	19	17	
1FO9-06OG	11/16"X16	9/16"X18	O012	O906	27.5	34.5	19	19	
1FO9-06-08OG	11/16"X16	3/4"X16	O012	O908	27.5	38	19	24	
1FO9-06-10OG	11/16"X16	7/8"X14	O012	O910	29	45.3	22	27	
1FO9-08-06OG	13/16"X16	9/16"X18	O014	O906	31	37	22	19	
1FO9-08OG	13/16"X16	3/4"X16	O014	O908	31	40.5	22	24	
1FO9-08-10OG	13/16"X16	7/8"X14	O014	O910	31	45.3	22	27	
1FO9-08-12OG	13/16"X16	1.1/16"X12	O014	O912	34.5	52	27	32	
1FO9-10-08OG	1"X14	3/4"X16	O016	O908	36.5	45	27	24	
1FO9-10OG	1"X14	7/8"X14	O016	O910	36.5	50.8	27	27	
1FO9-10-12OG	1"X14	1.1/16"X12	O016	O912	36.5	52	27	32	
1FO9-12-10OG	1.3/16"X12	7/8"X14	O018	O910	41	52.8	30	27	
1FO9-12OG	1.3/16"X12	1.1/16"X12	O018	O912	41	54	30	32	
1FO9-12-16OG	1.3/16"X12	1.5/16"X12	O018	O916	43	55.5	33	41	
1FO9-16-12OG	1.7/16"X12	1.1/16"X12	O021	O912	44.5	59	36	32	
1FO9-16OG	1.7/16"X12	1.5/16"X12	O021	O916	44.5	59	36	41	
1FO9-20OG	1.11/16"X12	1.5/8"X12	O025	O920	47.5	60.5	41	50	
1FO9-20-24OG	1.11/16"X12	1.7/8"X12	O025	O924	51.5	66.5	48	55	
1FO9-24-20OG	2"X12	1.5/8"X12	O029	O920	53.5	67.5	50	50	
1FO9-24OG	2"X12	1.7/8"X12	O029	O924	52	66.5	48	55	

注： F端与ISO 11926-1 油口相配。

Note : F end is connected with ISO 11926-1 port.

# 美制螺纹O型圈平面密封接头 ORFS Fittings

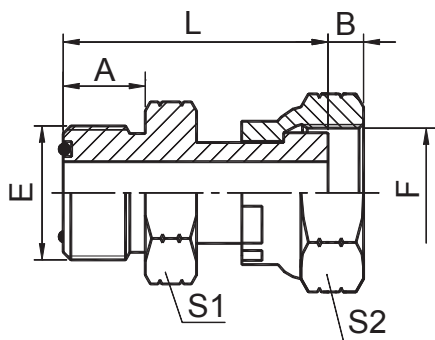


## 1FO9-OGL

90° 弯美制ORFS外螺纹O形圈平面密封 / 长美制SAE外螺纹带O形圈重系列ISO 11926-2  
 90° ELBOW ORFS MALE O-RING / LONG SAE O-RING BOSS S-SERIES ISO 11926-2

代号 PART NO.	螺 纹 THREAD		O形圈 O-RING		尺 寸 DIMENSIONS				
	E	F	E端	F端	A	B	S1	S2	
1FO9-04OGL	9/16"X18	7/16"X20	O011	O904	23	44	14	17	
1FO9-04-08OGL	9/16"X18	3/4"X16	O011	O908	25.5	63.5	19	24	
1FO9-06OGL	11/16"X16	9/16"X18	O012	O906	27.5	52.8	19	19	
1FO9-06-08OGL	11/16"X16	3/4"X16	O012	O908	27.5	63.5	19	24	
1FO9-08OGL	13/16"X16	3/4"X16	O014	O908	31	63.5	22	24	
1FO9-08-10OGL	13/16"X16	7/8"X14	O014	O910	31	73.4	22	27	
1FO9-10OGL	1"X14	7/8"X14	O016	O910	36.5	73.4	27	27	
1FO9-12OGL	1.3/16"X12	1.1/16"X12	O018	O912	41	84.8	30	32	
1FO9-12-16OGL	1.3/16"X12	1.5/16"X12	O018	O916	43	94.5	33	41	
1FO9-16OGL	1.7/16"X12	1.5/16"X12	O021	O916	44.5	94.5	36	41	

# 美制螺纹O型圈平面密封接头 ORFS Fittings



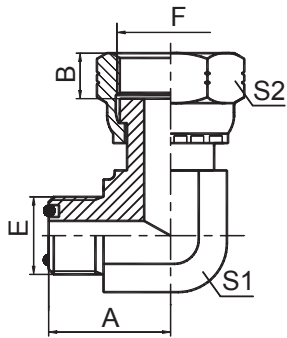
## 2F

美制ORFS外螺纹O形  
圈平面密封 / ORFS内螺纹  
ORFS MALE  
O-RING / ORFS FEMALE

代号 PART NO.	螺 纹 THREAD		O形圈 O-RING		尺 寸 DIMENSIONS				
	E	F	E端		A	B	L	S1	S2
2F-04	9/16"X18	9/16"X18	O011		9.8	8.5	33	17	19
2F-04-06	9/16"X18	11/16"X16	O011		9.8	10	34.5	17	22
2F-04-08	9/16"X18	13/16"X16	O011		9.8	11	36.5	19	27
2F-06-04	11/16"X16	9/16"X18	O012		11.2	8.5	35.5	19	19
2F-06	11/16"X16	11/16"X16	O012		11.2	10	38.5	19	22
2F-06-08	11/16"X16	13/16"X16	O012		11.2	11	37.7	19	27
2F-06-10	11/16"X16	1"X14	O012		11.2	13.5	43.7	24	30
2F-08-06	13/16"X16	11/16"X16	O014		13	10	41	22	22
2F-08	13/16"X16	13/16"X16	O014		13	11	43	22	27
2F-08-10	13/16"X16	1"X14	O014		13	13.5	45.5	24	30
2F-08-12	13/16"X16	1.3/16"X12	O014		13	15	49	30	36
2F-10-08	1"X14	13/16"X16	O016		15.5	11	47.5	27	27
2F-10	1"X14	1"X14	O016		15.5	13.5	51.5	27	30
2F-10-12	1"X14	1.3/16"X12	O016		15.5	15	51.5	30	36
2F-10-16	1"X14	1.7/16"X12	O016		15.5	15	56	36	41
2F-12-08	1.3/16"X12	13/16"X16	O018		17	11	50.5	32	27
2F-12-10	1.3/16"X12	1"X14	O018		17	13.5	54.5	32	30
2F-12	1.3/16"X12	1.3/16"X12	O018		17	15	56	32	36
2F-12-16	1.3/16"X12	1.7/16"X12	O018		17	15	58	36	41
2F-16-12	1.7/16"X12	1.3/16"X12	O021		17.5	15	58	38	36
2F-16	1.7/16"X12	1.7/16"X12	O021		17.5	15	60	38	41
2F-16-20	1.7/16"X12	1.11/16"X12	O021		17.5	15	62	41	50
2F-20-16	1.11/16"X12	1.7/16"X12	O025		17.5	15	58.5	46	41
2F-20	1.11/16"X12	1.11/16"X12	O025		17.5	15	62	46	50
2F-20-24	1.11/16"X12	2"X12	O025		17.5	16	65.5	50	60
2F-24-20	2"X12	1.11/16"X12	O029		17.5	15	64	55	50
2F-24	2"X12	2"X12	O029		17.5	16	64	55	60



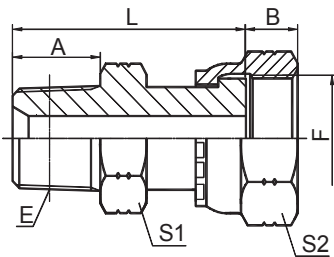
# 美制螺纹O型圈平面密封接头 ORFS Fittings



## 2F9

90° 弯美制ORFS外螺纹  
O形圈平面密封 / ORFS内螺纹  
90° ELBOW ORFS MALE  
O-RING / ORFS FEMALE

代号 PART NO.	螺纹 THREAD		O形圈 O-RING		尺寸 DIMENSIONS				
	E	F	E端		A	B	S1	S2	
2F9-04	9/16X18	9/16X18	O011		23	8.5	14	19	
2F9-04-06	9/16X18	11/16"X16	O011		23	10	14	22	
2F9-06-04	11/16"X16	9/16X18	O012		27.5	8.5	19	19	
2F9-06	11/16"X16	11/16"X16	O012		27.5	10	19	22	
2F9-06-08	11/16"X16	13/16"X16	O012		27	11	19	27	
2F9-08-06	13/16"X16	11/16"X16	O014		31	10	22	22	
2F9-08	13/16"X16	13/16"X16	O014		31	11	22	27	
2F9-10-08	1"X14	13/16"X16	O016		36.5	11	27	27	
2F9-10	1"X14	1"X14	O016		36.5	15	27	30	
2F9-10-12	1"X14	1.3/16"X12	O016		36.5	15	27	36	
2F9-12	1.3/16"X12	1.3/16"X12	O018		41	15	30	36	
2F9-12-16	1.3/16"X12	1.7/16"X12	O018		42.5	15	33	41	
2F9-16-12	1.7/16"X12	1.3/16"X12	O021		44.5	15	36	36	
2F9-16	1.7/16"X12	1.7/16"X12	O021		44.5	15	36	41	
2F9-20	1.11/16"X12	1.11/16"X12	O025		44.5	15	41	50	
2F9-24	2"X12	2"X12	O029		53.5	15	50	60	

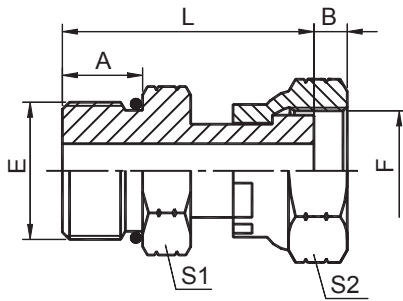


## 2NF

美制布锥管外螺纹 / ORFS内螺纹  
NPT MALE / ORFS FEMALE

代号 PART NO.	螺纹 THREAD		尺寸 DIMENSIONS						
	E	F			A	B	L	S1	S2
2NF-02-04	Z1/8"X27	9/16"X18			10.5	8.5	32	14	19
2NF-04	Z1/4"X18	9/16"X18			15	8.5	36.5	17	19
2NF-04-06	Z1/4"X18	11/16"X16			15	10	39.5	17	22
2NF-06	Z3/8"X18	11/16"X16			16	10	40.5	19	22
2NF-06-08	Z3/8"X18	13/16"X16			16	11	42.5	19	27
2NF-08	Z1/2"X14	13/16"X16			19.5	11	48	22	27
2NF-08-10	Z1/2"X14	1"X14			19.5	13	52	24	30
2NF-12	Z3/4"X14	1.3/16"X12			19.5	15	55.5	30	36
2NF-12-16	Z3/4"X14	1.7/16"X12			19.5	15	58.5	36	41
2NF-16	Z1"X11.5	1.7/16"X12			25.5	15	64.5	36	41
2NF-16-20	Z1"X11.5	1.11/16"X12			25.5	15	70	41	50
2NF-20	Z1.1/4"X11.5	1.11/16"X12			26.5	15	70	46	50
2NF-24	Z1.1/2"X11.5	2"X12			27.5	15	74	50	60

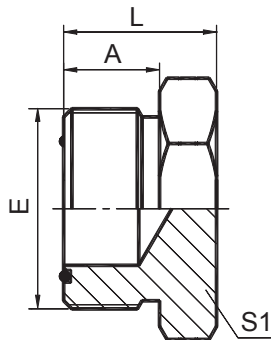
# 美制螺纹O型圈平面密封接头 ORFS Fittings



## 2OF

美制SAE外螺纹带O形圈  
重系列ISO 11926-2 / ORFS内螺纹  
SAE O-RING BOSS  
S-SERIES ISO 11926-2 / ORFS FEMALE

代号 PART NO.	螺 纹 THREAD		O形圈 O-RING		尺 寸 DIMENSIONS				
	E	F	E端		A	B	L	S1	S2
2OF-04	7/16"X20	9/16"X18	O904		11	8.5	32.5	17	19
2OF-04-06	7/16"X20	11/16"X16	O904		11	10	35.5	17	22
2OF-06-04	9/16"X18	9/16"X18	O906		12	8.5	33.5	17	19
2OF-06	9/16"X18	11/16"X16	O906		12	10	36.5	19	22
2OF-06-08	9/16"X18	13/16"X16	O906		12	11	38.5	19	27
2OF-08-06	3/4"X16	11/16"X16	O908		14	10	40.5	22	22
2OF-08	3/4"X16	13/16"X16	O908		14	11	42.5	22	27
2OF-10-08	7/8"X14	13/16"X16	O910		16	11	46.5	27	27
2OF-10	7/8"X14	1"X14	O910		16	13.5	50.5	27	30
2OF-12-10	1.1/16"X12	1"X14	O912		18.5	13.5	54	32	30
2OF-12	1.1/16"X12	1.3/16"X12	O912		18.5	15	56	32	36
2OF-16-12	1.5/16"X12	1.3/16"X12	O916		18.5	15	55.5	38	36
2OF-16	1.5/16"X12	1.7/16"X12	O916		18.5	15	57.5	38	41
2OF-20-16	1.5/8"X12	1.7/16"X12	O920		18.5	15	61.5	50	41
2OF-20	1.5/8"X12	1.11/16"X12	O920		18.5	15	65	50	50
2OF-24	2"X12	1.7/8"X12	O924		18.5	16	65	55	60

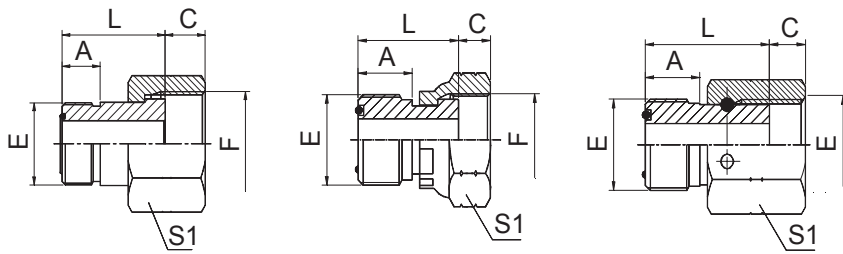


## 4F

美制ORFS外螺纹O形圈平面密封堵头  
ORFS MALE O-RING PLUG

代号 PART NO.	螺 纹 THREAD		O形圈 O-RING		尺 寸 DIMENSIONS				
	E		E端		A	L	S1		
4F-04	9/16"X18		O011		9.8	16.8	17		
4F-06	11/16"X16		O012		11.2	19.2	19		
4F-08	13/16"X16		O014		12.8	21.8	22		
4F-10	1"X14		O016		15.5	25.9	27		
4F-12	1.3/16"X12		O018		17	27.4	32		
4F-16	1.7/16"X12		O021		17.5	27.9	38		
4F-20	1.11/16"X12		O025		17.5	27.9	46		
4F-24	2"X12		O029		17.5	27.9	55		

# 美制螺纹O型圈平面密封接头 ORFS Fittings

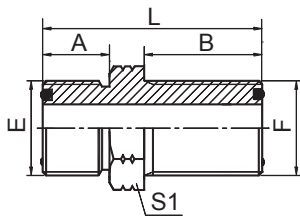


## 5F-S

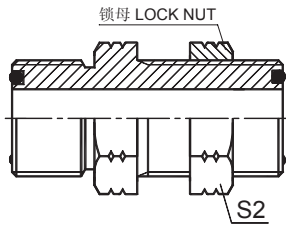
ORFS外螺纹 / ORFS内螺纹  
ORFS MALE / ORFS FEMALE

代号 PART NO.	螺纹 THREAD		O形圈 O-RING		尺寸 DIMENSIONS				
	E	F	E端		A	C	L	S1	Fig.
5F-04S	9/16"X18	9/16"X18	O011		9.8	8.5	18.5	19	B
5F-04-06S	9/16"X18	11/16"X16	O011		9.8	10	19.6	22	B
5F-04-08S	9/16"X18	13/16"X16	O011		9.8	11	21.5	27	A
5F-04-10S	9/16"X18	1"X14	O011		9.8	13.5	23	30	A
5F-04-12S	9/16"X18	1.3/16"X12	O011		9.8	15	24	36	A
5F-04-16S	9/16"X18	1.7/16"X12	O011		9.8	14.8	25	36	A
5F-04-20S	9/16"X18	1.11/16"X12	O011		9.8	15	25	50	A
5F-06S	11/16"X16	11/16"X16	O012		11.2	10	22	22	B
5F-06-04S	11/16"X16	9/16"X18	O012		11.2	8.5	20	19	B
5F-06-08S	11/16"X16	13/16"X16	O012		11.2	11	22.4	27	B
5F-06-10S	11/16"X16	1"X14	O012		11.2	13.5	24.5	30	A
5F-06-12S	11/16"X16	1.3/16"X12	O012		11.2	15	25	36	A
5F-06-16S	11/16"X16	1.7/16"X12	O012		11.2	14.8	26.5	41	A
5F-06-20S	11/16"X16	1.11/16"X12	O012		11.2	15	26.5	50	A
5F-08S	13/16"X16	13/16"X16	O014		12.8	11	24	27	B
5F-08-04S	13/16"X16	9/16"X18	O014		12.8	8.5	22	19	B
5F-08-06S	13/16"X16	11/16"X16	O014		12.8	10	24	22	B
5F-08-10S	13/16"X16	1"X14	O014		12.8	13.5	25.7	30	B
5F-08-12S	13/16"X16	1.3/16"X12	O014		12.8	15	27.7	36	A
5F-08-16S	13/16"X16	1.7/16"X12	O014		12.8	14.8	29.2	41	A
5F-08-20S	13/16"X16	1.11/16"X12	O014		12.8	15	29.2	50	A
5F-10S	1"X14	1"X14	O016		15.5	13.5	28	30	A
5F-10-06S	1"X14	11/16"X16	O016		15.5	10	26.5	22	A
5F-10-08S	1"X14	13/16"X16	O016		15.5	11	26.5	27	A
5F-10-12S	1"X14	1.3/16"X12	O016		15.5	15	29.5	36	A
5F-10-16S	1"X14	1.7/16"X12	O016		15.5	14.8	30.5	41	B
5F-10-20S	1"X14	1.11/16"X12	O016		15.5	15	31	50	B
5F-12S	1.3/16"X12	1.3/16"X12	O018		17	15	30	36	A
5F-12-06S	1.3/16"X12	11/16"X16	O018		17	10	28	22	A
5F-12-08S	1.3/16"X12	13/16"X16	O018		17	11	28	27	A
5F-12-10S	1.3/16"X12	1"X14	O018		17	13.5	29.5	30	A
5F-12-16S	1.3/16"X12	1.7/16"X12	O018		17	14.8	31	41	A
5F-12-20S	1.3/16"X12	1.11/16"X12	O018		17	15	32.5	50	B
5F-12-24S	1.3/16"X12	2"X12	O018		17	14.8	33.5	60	B
5F-16S	1.7/16"X12	1.7/16"X12	O021		17.5	14.8	31.5	41	A
5F-16-04S	1.7/16"X12	9/16"X18	O021		17.5	8.5	27	19	A
5F-16-06S	1.7/16"X12	11/16"X16	O021		17.5	10	28.5	22	A
5F-16-08S	1.7/16"X12	13/16"X16	O021		17.5	11	29	27	A
5F-16-10S	1.7/16"X12	1"X14	O021		17.5	13.5	30	30	A
5F-16-12S	1.7/16"X12	1.3/16"X12	O021		17.5	15	31	36	A
5F-16-20S	1.7/16"X12	1.11/16"X12	O021		17.5	15	34.5	50	C
5F-16-24S	1.7/16"X12	2"X12	O021		17.5	14.8	34	60	A
5F-20S	1.11/16"X12	1.11/16"X12	O025		17.5	15	34.5	50	C
5F-20-12S	1.11/16"X12	1.3/16"X12	O025		17.5	15	30.5	36	B
5F-20-16S	1.11/16"X12	1.7/16"X12	O025		17.5	14.8	32	41	B
5F-20-24S	1.11/16"X12	2"X12	O025		17.5	14.8	34	60	A
5F-24S	2"X12	1.11/16"X12	O029		17.5	14.8	36.5	60	C
5F-24-20S	2"X12	1.11/16"X12	O029		17.5	15	35.5	50	C

# 美制螺纹O型圈平面密封接头 ORFS Fittings



**6F**



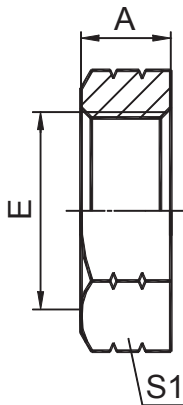
**6F-LN**

**6F**

美制ORFS外螺纹  
O形圈平面密封过板接头  
ORFS MALE O-RING BULKHEAD

代号 PART NO.	螺 纹 THREAD		O形圈 O-RING		尺 寸 DIMENSIONS				
	E	F	E端	F端	A	B	L	S1	S2
6F-04	9/16"X18	9/16"X18	O011	O011	9.8	31.5	48.2	22	22
6F-06	11/16"X16	11/16"X16	O012	O012	11.2	34	53.2	27	27
6F-08	13/16"X16	13/16"X16	O014	O014	12.8	36.5	58.3	30	30
6F-10	1"X14	1"X14	O016	O016	15.5	40.6	66.6	36	36
6F-12	1.3/16"X12	1.3/16"X12	O018	O018	17	41.7	69.2	38	38
6F-16	1.7/16"X12	1.7/16"X12	O021	O021	17.5	42.2	70.2	46	46
6F-20	1.11/16"X12	1.11/16"X12	O025	O025	17.5	42.2	70.2	50	50
6F-24	2"X12	2"X12	O029	O029	17.5	42.2	70.2	60	60

注：如需带锁母订货，则请在代号后加“LN”，如6F-16LN，锁母代号为8F。Note: In case if you are interested to order the adapter with lock nut, please insert suffix "LN" after our part no., for example 6F-16LN, The lock nut no. is 8F.



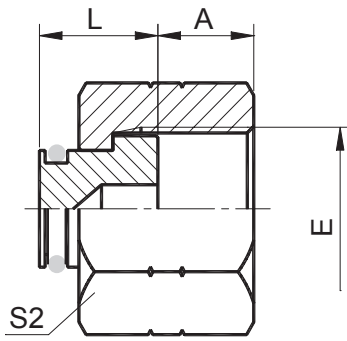
**8F**

美制ORFS螺纹锁母  
ORFS LOCK NUT

代号 PART NO.	螺 纹 THREAD		尺 寸 DIMENSIONS					
	E				A	S1		
8F-04	9/16"X18				7	22		
8F-06	11/16"X16				8	27		
8F-08	13/16"X16				9	30		
8F-10	1"X14				10.4	36		
8F-12	1.3/16"X12				10.4	38		
8F-16	1.7/16"X12				10.4	46		
8F-20	1.11/16"X12				10.4	50		
8F-24	2"X12				10.4	60		

注：8F-04与8J-06同。Note: 8F-04 is the same as 8J-06.

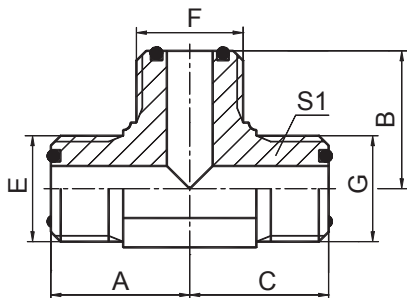
# 美制螺纹O型圈平面密封接头 ORFS Fittings



**9F**

美制ORFS内螺纹平面堵头  
ORFS FEMALE FLAT PLUG

代号 PART NO.	螺 纹 THREAD			尺 寸 DIMENSIONS				
	E			A	L	S2		
9F-04	9/16"X18			8.5	10.5	19		
9F-06	11/16"X16			10	13	22		
9F-08	13/16"X16			11	14	27		
9F-10	1"X14			13.5	16	30		
9F-12	1.3/16"X12			15	15	36		
9F-16	1.7/16"X12			15	18	41		
9F-20	1.11/16"X12			15	19	50		
9F-24	2"X12			16	21	60		

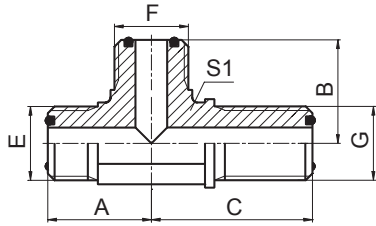


**AF**

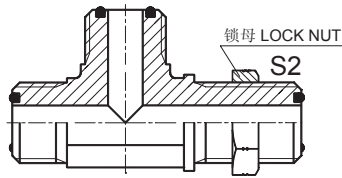
美制ORFS外螺纹O形圈平面密封三通  
ORFS MALE O-RING TEE

代号 PART NO.	螺 纹 THREAD			O形圈 O-RING			尺 寸 DIMENSIONS				
	E	F	G	E端	F端	G端	A	B	C	S1	
AF-04	9/16"X18	9/16"X18	9/16"X18	O011	O011	O011	23	23	23	14	
AF-06	11/16"X16	11/16"X16	11/16"X16	O012	O012	O012	27	27	27	19	
AF-08	13/16"X16	13/16"X16	13/16"X16	O014	O014	O014	31	31	31	22	
AF-10	1"X14	1"X14	1"X14	O016	O016	O016	36.5	36.5	36.5	27	
AF-12	1.3/16"X12	1.3/16"X12	1.3/16"X12	O018	O018	O018	40.3	40.3	40.3	30	
AF-16	1.7/16"X12	1.7/16"X12	1.7/16"X12	O021	O021	O021	44.5	44.5	44.5	36	
AF-20	1.11/16"X12	1.11/16"X12	1.11/16"X12	O025	O025	O025	47.5	47.5	47.5	41	
AF-24	2"X12	2"X12	2"X12	O029	O029	O029	53.5	53.5	53.5	50	

# 美制螺纹O型圈平面密封接头 ORFS Fittings



**AFF6F**

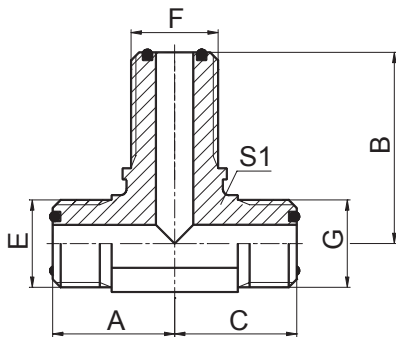


**AFF6F-LN**

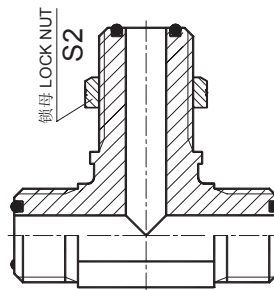
美制ORFS外螺纹  
O形圈平面密封过板接头三通  
ORFS MALE O-RING  
BULKHEAD RUN TEE

代号 PART NO.	螺 纹 THREAD			O形圈 O-RING			尺 寸 DIMENSIONS				
	E	F	G	E端	F端	G端	A	B	C	S1	S2
AFF6F-04	9/16"X18	9/16"X18	9/16"X18	O011	O011	O011	23	23	47	14	22
AFF6F-06	11/16"X16	11/16"X16	11/16"X16	O012	O012	O012	27	27	52	19	27
AFF6F-08	13/16"X16	13/16"X16	13/16"X16	O014	O014	O014	31	31	56	22	30
AFF6F-10	1"X14	1"X14	1"X14	O016	O016	O016	36.5	36.5	63	27	36
AFF6F-12	1.3/16"X12	1.3/16"X12	1.3/16"X12	O018	O018	O018	41	41	67	30	41
AFF6F-16	1.7/16"X12	1.7/16"X12	1.7/16"X12	O021	O021	O021	44.5	44.5	71	36	46
AFF6F-20	1.11/16"X12	1.11/16"X12	1.11/16"X12	O025	O025	O025	47.5	47.5	76	41	50
AFF6F-24	2"X12	2"X12	2"X12	O029	O029	O029	53.5	53.5	80	50	60

注：如需带锁母订货，则请在代号后加“LN”，如AFF6F-16LN，锁母代号为8F。 Note: In case if you are interested to order the adapter with lock nut, please insert suffix "LN" after our part no., for example AFF6F-16LN, The lock nut no. is 8F.



**AF6FF**



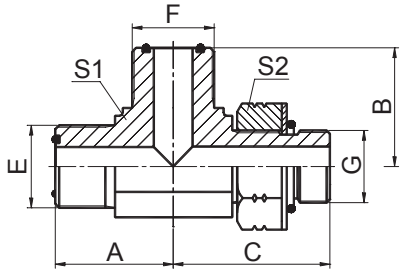
**AF6FF-LN**

美制ORFS外螺纹  
O形圈平面密封过板接头三通  
ORFS MALE O-RING  
BULKHEAD BRANCH TEE

代号 PART NO.	螺 纹 THREAD			O形圈 O-RING			尺 寸 DIMENSIONS				
	E	F	G	E端	F端	G端	A	B	C	S1	S2
AF6FF-04	9/16"X18	9/16"X18	9/16"X18	O011	O011	O011	23	47	23	14	22
AF6FF-06	11/16"X16	11/16"X16	11/16"X16	O012	O012	O012	27	52	27	19	27
AF6FF-08	13/16"X16	13/16"X16	13/16"X16	O014	O014	O014	31	55.5	31	22	30
AF6FF-10	1"X14	1"X14	1"X14	O016	O016	O016	36.5	63	37	27	36
AF6FF-12	1.3/16"X12	1.3/16"X12	1.3/16"X12	O018	O018	O018	41	67.2	41	30	41
AF6FF-16	1.7/16"X12	1.7/16"X12	1.7/16"X12	O021	O021	O021	44.5	71.2	45	36	46
AF6FF-20	1.11/16"X12	1.11/16"X12	1.11/16"X12	O025	O025	O025	47.5	75.5	48	41	50
AF6FF-24	2"X12	2"X12	2"X12	O029	O029	O029	53.5	79.5	54	50	60

注：如需带锁母订货，则请在代号后加“LN”，如AF6FF-16LN，锁母代号为8F。 Note: In case if you are interested to order the adapter with lock nut, please insert suffix "LN" after our part no., for example AF6FF-16LN, The lock nut no. is 8F.

# 美制螺纹O型圈平面密封接头 ORFS Fittings

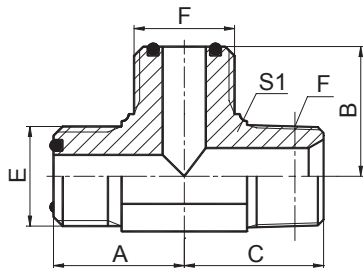


## AFFO-OG

美制ORFS外螺纹O形圈平面密封 / 美制SAE外螺纹带O形圈重系列ISO 11926-2三通  
 ORFS MALE O-RING / SAE O-RING BOSS  
 S-SERIES ISO 11926-2 RUN TEE

代号 PART NO.	螺 纹 THREAD			O形圈 O-RING			尺 寸 DIMENSIONS				
	E	F	G	E端	F端	G端	A	B	C	S1	S2
AFFO-04OG	9/16"X18	9/16"X18	7/16"X20	O011	O011	O904	23	23	30	14	17
AFFO-04-04-06OG	9/16"X18	9/16"X18	9/16"X18	O011	O011	O906	23	23	32	14	19
AFFO-06OG	11/16"X16	11/16"X16	9/16"X18	O012	O012	O906	27.5	27.5	35.5	19	19
AFFO-06-06-08OG	11/16"X16	11/16"X16	3/4"X16	O012	O012	O908	27.5	27.5	38	19	24
AFFO-08-08-06OG	13/16"X16	13/16"X16	9/16"X18	O014	O014	O906	31	31	37.5	22	19
AFFO-08OG	13/16"X16	13/16"X16	3/4"X16	O014	O014	O908	31	31	40.5	22	24
AFFO-08-08-10OG	13/16"X16	13/16"X16	7/8"X14	O014	O014	O910	31	31	45.3	22	27
AFFO-08-08-12OG	13/16"X16	13/16"X16	1.1/16"X12	O014	O014	O912	34.5	34.5	54	27	32
AFFO-10OG	1"X14	1"X14	7/8"X14	O016	O016	O910	36.5	36.5	50.8	27	27
AFFO-10-10-12OG	1"X14	1"X14	1.1/16"X12	O016	O016	O912	36.5	36.5	52	27	32
AFFO-12OG	1.3/16"X12	1.3/16"X12	1.1/16"X12	O018	O018	O912	40.3	40.3	55.3	30	32
AFFO-16-16-12OG	1.7/16"X12	1.7/16"X12	1.1/16"X12	O021	O021	O912	44.5	44.5	59.5	36	32
AFFO-16OG	1.7/16"X12	1.7/16"X12	1.5/16"X12	O021	O021	O916	44.5	44.5	59.3	36	41
AFFO-20OG	1.11/16"X12	1.11/16"X12	1.5/8"X12	O025	O025	O920	47.5	47.5	60.5	41	50
AFFO-24OG	2"X12	2"X12	1.7/8"X12	O029	O029	O924	53.5	53.5	68.5	50	55

注：F端与ISO 11926-1油口相配。 Note: F end is connected with ISO 11926-1 port.

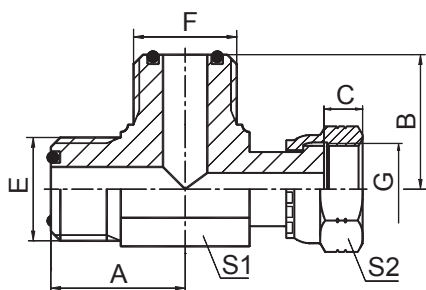


## AFFN

ORFS外螺纹 / ORFS外螺纹 / NPT外螺纹  
 ORFS MALE / ORFS MALE / NPT MALE

代号 PART NO.	螺 纹 THREAD			O形圈 O-RING		尺 寸 DIMENSIONS					
	E	F	G	E端	F端	A	B	C	S1		
AFFN-04	9/16"X18	9/16"X18	Z1/4"X18	O011	O011		23	23	25.5	14	
AFFN-06-06-04	11/16"X16	11/16"X16	Z1/4"X18	O012	O012		27.5	27.5	28.5	19	
AFFN-06	11/16"X16	11/16"X16	Z3/8"X18	O012	O012		27.5	27.5	31	19	
AFFN-08-08-06	13/16"X16	13/16"X16	Z3/8"X18	O014	O014		31	31	33.5	22	
AFFN-08	13/16"X16	13/16"X16	Z1/2"X14	O014	O014		31	31	37.3	22	
AFFN-10-10-08	1"X14	1"X14	Z1/2"X14	O016	O016		36.5	36.5	40	27	
AFFN-12-12-08	1.3/16"X12	1.3/16"X12	Z1/2"X14	O018	O018		41	41	41.5	30	
AFFN-12	1.3/16"X12	1.3/16"X12	Z3/4"X14	O018	O018		41	41	45.5	30	
AFFN-16	1.7/16"X12	1.7/16"X12	Z1"X11.5	O021	O021		44.5	44.5	51.5	36	
AFFN-20	1.11/16"X12	1.11/16"X12	Z1.1/4"X11.5	O025	O025		47.5	47.5	54.5	41	
AFFN-24	2"X12	2"X12	Z1.1/2"X11.5	O029	O029		53.5	53.5	61	50	

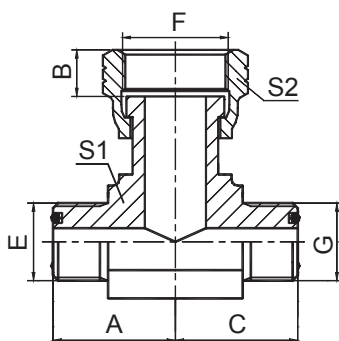
# 美制螺纹O型圈平面密封接头 ORFS Fittings



**CF**

美制ORFS外螺纹O形圈平面密封 / 美制ORFS内螺纹平面三通  
ORFS MALE O-RING / ORFS FEMALE RUN TEE

代号 PART NO.	螺 纹 THREAD			O形圈 O-RING		尺 寸 DIMENSIONS				
	E	F	G	E端	F端	A	B	C	S1	S2
CF-04	9/16"X18	9/16"X18	9/16"X18	O011	O011	23	23	8.5	14	19
CF-06	11/16"X16	11/16"X16	11/16"X16	O012	O012	27.5	27.5	10	19	22
CF-08	13/16"X16	13/16"X16	13/16"X16	O014	O014	31	31	11	22	27
CF-10	1"X14	1"X14	1"X14	O016	O016	36.5	36.5	13.5	27	30
CF-12	1.3/16"X12	1.3/16"X12	1.3/16"X12	O018	O018	40.3	40.3	15	30	36
CF-16	1.7/16"X12	1.7/16"X12	1.7/16"X12	O021	O021	44.5	44.5	15	36	41
CF-20	1.11/16"X12	1.11/16"X12	1.11/16"X12	O025	O025	47.5	47.5	15	41	50
CF-24	2"X12	2"X12	2"X12	O029	O029	53.5	53.5	15	50	60



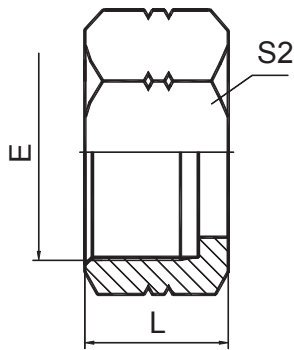
**BF**

ORFS外螺纹 / ORFS内螺纹 / ORFS外螺纹  
ORFS MALE / ORFS FEMALE / ORFS MALE

代号 PART NO.	螺 纹 THREAD			O形圈 O-RING		尺 寸 DIMENSIONS				
	E	F	G	E端	G端	A	B	C	S1	S2
BF-04	9/16"X18	9/16"X18	9/16"X18	7.65X1.78	7.65X1.78	23	8.5	23	14	19
BF-06	11/16"X16	11/16"X16	11/16"X16	9.25X1.78	9.25X1.78	27	10	27	19	22
BF-08	13/16"X16	13/16"X16	13/16"X16	12.42X1.78	12.42X1.78	31	11	31	22	27
BF-10	1"X14	1"X14	1"X14	15.6X1.78	15.6X1.78	36.5	13.5	36.5	27	30
BF-12	1.3/16"X12	1.3/16"X12	1.3/16"X12	18.77X1.78	18.77X1.78	40.3	15	40.3	30	36
BF-16	1.7/16"X12	1.7/16"X12	1.7/16"X12	23.52X1.78	23.52X1.78	44.5	15	44.5	36	41
BF-20	1.11/16"X12	1.11/16"X12	1.11/16"X12	29.87X1.78	29.87X1.78	47.5	15	47.5	41	50
BF-24	2"X12	2"X12	2"X12	37.82X1.78	37.82X1.78	53.5	15	53.5	50	60



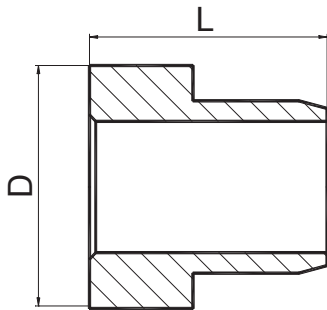
# 美制螺纹O型圈平面密封接头 ORFS Fittings



## NB200-F

ORFS螺母  
ORFS TUBE END NUT

代号 PART NO.	螺纹 E THREAD	英制衬套 INCH SLEEVE		公制衬套 METRIC SLEEVE		尺寸 DIMENSIONS		
		管子外径 O.D.	衬套代号 NO.	管子外径 O.D.	衬套代号 NO.	L	S2	
NB200-04F	9/16"X18	1/4"	NB300-04F	6	NB500-06F	14.7	19	
NB200-06F	11/16"X16	3/8"	NB300-06F	10	NB500-10F	17	22	
NB200-08F	13/16"X16	1/2"	NB300-08F	12	NB500-12F	21	27	
NB200-10F	1"X14	5/8"	NB300-10F	16	NB500-16F	23.5	30	
NB200-12F	1.3/16"X12	3/4"	NB300-12F	20	NB500-20F	26	36	
NB200-16F	1.7/16"X12	1"	NB300-16F	25	NB500-25F	27.8	41	
NB200-20F	1.11/16"X12	1.1/4"	NB300-20F	30	NB500-30F	27.8	50	
NB200-24F	2"X12	1.1/2"	NB300-24F	38	NB500-38F	27.8	60	

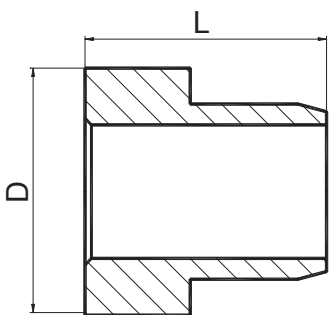


## NB300-F

ORFS英制管衬套  
ORFS INCH SLEEVE

代号 PART NO.	螺纹 THREAD	管子外径 TUBE O.D.		尺寸 DIMENSIONS		
		in		D	L	
NB300-04F	9/16"X18	1/4"		12.8	8.5	
NB300-06F	11/16"X16	3/8"		15.8	8.5	
NB300-08F	13/16"X16	1/2"		18.9	8.5	
NB300-10F	1"X14	5/8"		23.4	9	
NB300-12F	1.3/16"X12	3/4"		27.9	12.5	
NB300-16F	1.7/16"X12	1"		34.2	14	
NB300-20F	1.11/16"X12	1.1/4"		40.6	14	
NB300-24F	2"X12	1.1/2"		48.5	14	

# 美制螺纹O型圈平面密封接头 ORFS Fittings



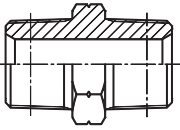
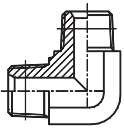
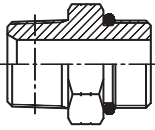
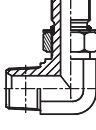
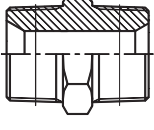

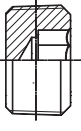
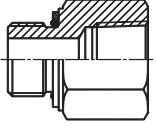
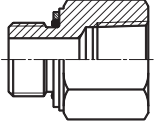
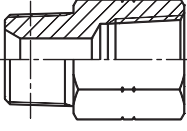
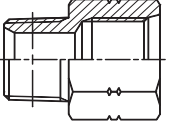
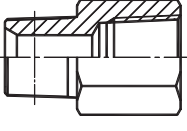
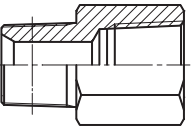
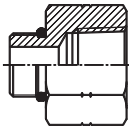
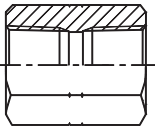
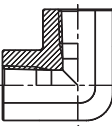
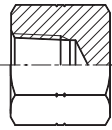
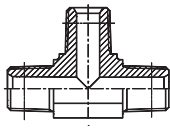
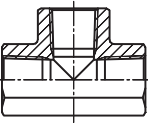
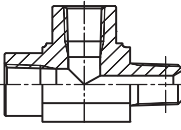
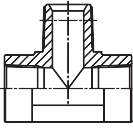
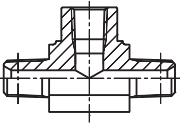
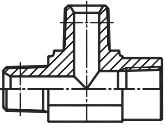
## NB500-F

ORFS公制管衬套  
ORFS METRIC SLEEVE

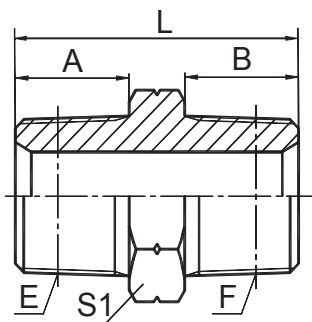
代号 PART NO.	螺 纹 THREAD		管子外径 TUBE O.D.		尺 寸 DIMENSIONS				
				MM	D	L			
NB500-06F	9/16"	X18		6	12.8	8.5			
NB500-10F	11/16"	X16		10	15.8	8.5			
NB500-12F	13/16"	X16		12	18.9	8.5			
NB500-16F	1"	X14		16	23.4	9			
NB500-20F	1.3/16"	X12		20	27.9	12.5			
NB500-25F	1.7/16"	X12		25	34.2	14			
NB500-30F	1.11/16"	X12		30	40.6	14			
NB500-38F	2"	X12		38	48.5	14			

# 美制锥管螺纹NPT接头 NPT Thread Fittings

## 型号索引 Part NO. Index

 1N PJ1	 1N9 PJ2	 1NO PJ3	 1NO9-OG PJ3	 1NT PJ4	 4N PJ5
 4NN PJ5	 5GN PJ6	 5HN PJ6	 5N PJ7	 5NO PJ8	 5NT PJ9
 5TN-SP PJ9	 5ON PJ10	 7N PJ11	 7N9-PK PJ12	 9N-CAP PJ12	 AN PJ13
 GN-PK PJ13	 HN PJ14	 JN PJ14	 KN PJ15	 LN PJ15	

# 美制锥管螺纹NPT接头 NPT Thread Fittings



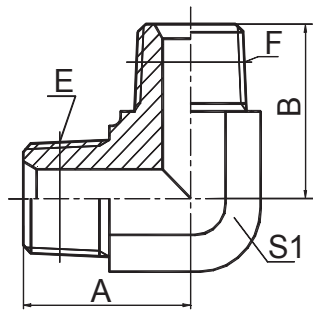
**1N**

美制布锥管外螺纹  
NPT MALE

代号 PART NO.	螺纹 THREAD		尺寸 DIMENSIONS					
	E	F			A	B	L	S1
1N-02	Z1/8"X27	Z1/8"X27			10.5	10.5	27	12
1N-02-04	Z1/8"X27	Z1/4"X18			10.5	15	31	17
1N-02-06	Z1/8"X27	Z3/8"X18			10.5	16	32	19
1N-04	Z1/4"X18	Z1/4"X18			15	15	35	17
1N-04-06	Z1/4"X18	Z3/8"X18			15	16	37	19
1N-04-08	Z1/4"X18	Z1/2"X14			15	19.5	41.5	22
1N-06	Z3/8"X18	Z3/8"X18			16	16	38	19
1N-06-08	Z3/8"X18	Z1/2"X14			16	19.5	43.5	22
1N-06-12	Z3/8"X18	Z3/4"X14			16	19.5	45.5	27
1N-08	Z1/2"X14	Z1/2"X14			19.5	19.5	47	22
1N-08-12	Z1/2"X14	Z3/4"X14			19.5	19.5	49	27
1N-08-16	Z1/2"X14	Z1"X11.5			19.5	25.5	56	36
1N-12	Z3/4"X14	Z3/4"X14			19.5	19.5	49	27
1N-12-16	Z3/4"X14	Z1"X11.5			19.5	25.5	55	36
1N-12-20	Z3/4"X14	Z1.1/4"X11.5			19.5	26.5	58	46
1N-16	Z1"X11.5	Z1"X11.5			25.5	25.5	61	36
1N-16-20	Z1"X11.5	Z1.1/4"X11.5			25.5	26.5	64	46
1N-16-24	Z1"X11.5	Z1.1/2"X11.5			25.5	27.5	68	50
1N-20	Z1.1/4"X11.5	Z1.1/4"X11.5			26.5	26.5	65	46
1N-20-24	Z1.1/4"X11.5	Z1.1/2"X11.5			26.5	27.5	69	50
1N-24	Z1.1/2"X11.5	Z1.1/2"X11.5			27.5	27.5	69	50
1N-24-32	Z1.1/2"X11.5	Z2"X11.5			27.5	27.5	72	65
1N-32	Z2"X11.5	Z2"X11.5			27.5	27.5	71	65

J

# 美制锥管螺纹NPT接头 NPT Thread Fittings

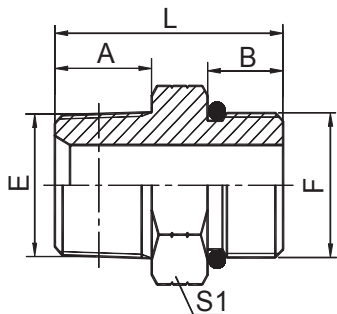


## 1N9

90° 弯布锥管外螺纹  
90° ELBOW NPT MALE

代号 PART NO.	螺纹 THREAD		尺寸 DIMENSIONS						
	E	F			A	B	S1		
1N9-02	Z1/8"X27	Z1/8"X27			21	21	11		
1N9-02-04	Z1/8"X27	Z1/4"X18			23.5	25.5	14		
1N9-04	Z1/4"X18	Z1/4"X18			25.5	25.5	14		
1N9-04-06	Z1/4"X18	Z3/8"X18			28	31	19		
1N9-04-08	Z1/4"X18	Z1/2"X14			30.5	36.5	22		
1N9-06	Z3/8"X18	Z3/8"X18			31	31	19		
1N9-06-08	Z3/8"X18	Z1/2"X14			33.8	37.3	22		
1N9-08	Z1/2"X14	Z1/2"X14			37.3	37.3	22		
1N9-08-12	Z1/2"X14	Z3/4"X14			40	44	27		
1N9-12	Z3/4"X14	Z3/4"X14			44	44	27		
1N9-12-16	Z3/4"X14	Z1"X11.5			46.5	50	33		
1N9-16	Z1"X11.5	Z1"X11.5			50	50	33		
1N9-20	Z1.1/4"X11.5	Z1.1/4"X11.5			53	53	41		
1N9-24	Z1.1/2"X11.5	Z1.1/2"X11.5			63	63	48		
1N9-32	Z2"X11.5	Z2"X11.5			68	68	63		

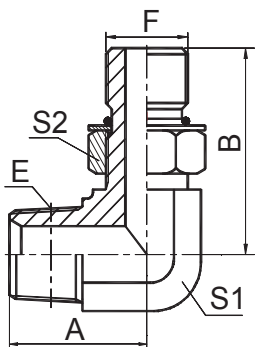
# 美制锥管螺纹NPT接头 NPT Thread Fittings



## 1NO

美制NPT外螺纹 / 美制  
SAE外螺纹带O形圈轻系列ISO 11926-3  
NPT MALE / SAE  
O-RING BOSS L-SERIES ISO 11926-3

代号 PART NO.	螺纹 THREAD		O形圈 O-RING		尺寸 DIMENSIONS				
	E	F		F端	A	B	L	S1	
1NO-04	Z1/4"X18	7/16"X20		O904	15	9.1	30	14	
1NO-04-06	Z1/4"X18	9/16"X18		O906	15	9.9	31	17	
1NO-06-04	Z3/8"X18	7/16"X20		O904	16	9.1	33.5	19	
1NO-06	Z3/8"X18	9/16"X18		O906	16	9.9	32	19	
1NO-06-08	Z3/8"X18	3/4"X16		O908	16	11.1	35.5	22	
1NO-08	Z1/2"X14	3/4"X16		O908	19.5	11.1	38.5	22	
1NO-08-10	Z1/2"X14	7/8"X14		O910	19.5	12.7	42	27	
1NO-08-12	Z1/2"X14	1.1/16"X12		O912	19.5	15.1	45.5	32	
1NO-12-10	Z3/4"X14	7/8"X14		O910	19.5	12.7	46.5	30	
1NO-12	Z3/4"X14	1.1/16"X12		O912	19.5	15.1	45.5	32	
1NO-16	Z1"X11.5	1.5/16"X12		O916	25.5	15.1	51.5	38	
1NO-20-16	Z1.1/4"X11.5	1.5/16"X12		O916	26.5	15.1	58.5	46	
1NO-20	Z1.1/4"X11.5	1.5/8"X12		O920	26.5	15.1	56.5	50	
1NO-24	Z1.1/2"X11.5	1.7/8"X12		O924	27.5	15.1	57.5	55	

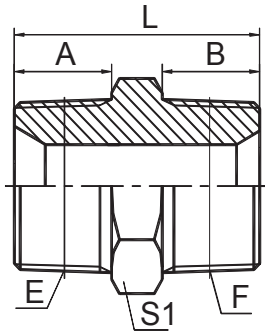


## 1NO9-OG

90° 美制NPT外螺纹 / SAE带O形圈  
90° NPT MALE / SAE O-RING BOSS

代号 PART NO.	螺纹 THREAD		O形圈 O-RING		尺寸 DIMENSIONS				
	E	F		F端	A	B	S1	S2	
1NO9-02-04OG	Z1/8"X27	7/16"X20		O904	21	27.5	11	17	
1NO9-02-05OG	Z1/8"X27	1/2"X20		O905	23.5	29.9	14	17	
1NO9-04-06OG	Z1/4"X18	9/16"X18		O906	25.5	31.8	14	19	
1NO9-06-08OG	Z3/8"X18	3/4"X16		O908	31	37	19	24	
1NO9-08-10OG	Z1/2"X14	7/8"X14		O910	36.5	44	22	27	
1NO9-12OG	Z3/4"X14	1.1/16"X12		O912	44	51	27	32	
1NO9-12-14OG	Z3/4"X14	1.3/16"X12		O914	45	53	30	36	
1NO9-16OG	Z1"X11.5	1.5/16"X12		O916	50	55	33	41	
1NO9-20OG	Z1.1/4"X11.5	1.5/8"X12		O920	54.5	59.5	41	50	

# 美制锥管螺纹NPT接头 NPT Thread Fittings




## 1NT

布锥管外螺纹 / 英锥管外螺纹  
NPT MALE / BSPT MALE

代号 PART NO.	螺 纹 THREAD		尺 寸 DIMENSIONS					
	E	F			A	B	L	S1
1NT-02	Z1/8"X27	R1/8"X28			10.5	10	26.5	12
1NT-02-04	Z1/8"X27	R1/4"X19			10.5	14.5	31	17
1NT-04	Z1/4"X18	R1/4"X19			15	14.5	35	17
1NT-04-02	Z1/4"X18	R1/8"X28			15	10	31	17
1NT-04-06	Z1/4"X18	R3/8"X19			15.5	15	37	19
1NT-06	Z3/8"X18	R3/8"X19			16	15	37	19
1NT-06-04	Z3/8"X18	R1/4"X19			16	14.5	36.5	19
1NT-06-08	Z3/8"X18	R1/2"X14			16	20	44	22
1NT-08	Z1/2"X14	R1/2"X14			19.5	20	47.5	22
1NT-08-06	Z1/2"X14	R3/8"X19			19.5	15	42.5	22
1NT-08-12	Z1/2"X14	R3/4"X14			19.5	20	49.5	27
1NT-12	Z3/4"X14	R3/4"X14			19.5	20	49.5	27
1NT-12-08	Z3/4"X14	R1/2"X14			19.5	20	49.5	27
1NT-12-16	Z3/4"X14	R1"X11			19.5	25.5	56	36
1NT-16	Z1"X11.5	R1"X11			25.5	25.5	62	36
1NT-16-12	Z1"X11.5	R3/4"X14			25.5	20	56.5	36
1NT-16-20	Z1"X11.5	R1.1/4"X11			25.5	26.5	65	46
1NT-20	Z1.1/4"X11.5	R1.1/4"X11			26.5	26.5	66	46
1NT-20-16	Z1.1/4"X11.5	R1"X11			26.5	25.5	64	46
1NT-20-24	Z1.1/4"X11.5	R1.1/2"X11			26.5	26.5	68	50
1NT-24	Z1.1/2"X11.5	R1.1/2"X11			27.5	26.5	69	50
1NT-24-32	Z1.1/2"X11.5	R2"X11			27.5	30	74.5	65
1NT-32	Z2"X11.5	R2"X11			27.5	30	74.5	65

# 美制锥管螺纹NPT接头 NPT Thread Fittings

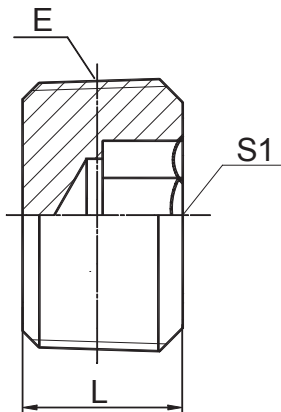


## 4N

美制布锥管外螺纹堵头  
NPT MALE PLUG

代号 PART NO.	螺 纹 THREAD			尺 寸 DIMENSIONS				
	E			A	L	S1		
4N-02	Z1/8"X27			10.5	16	12		
4N-04	Z1/4"X18			15	20	17		
4N-06	Z3/8"X18			16	21	19		
4N-08	Z1/2"X14			19.5	27	22		
4N-12	Z3/4"X14			19.5	29.5	27		
4N-16	Z1"X11.5			25.5	36.5	36		
4N-20	Z1.1/4"X11.5			26.5	38.5	46		
4N-24	Z1.1/2"X11.5			27.5	43	50		
4N-32	Z2"X11.5			27.5	43.5	65		

J



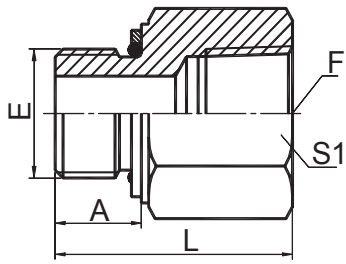
## 4NN

美布锥管外螺纹内六角堵头  
NPT MALE HOLLOW HEX PLUG

代号 PART NO.	螺 纹 THREAD			尺 寸 DIMENSIONS				
	E			L	S1			
4NN-02	Z1/8"X27			8	5			
4NN-04	Z1/4"X18			10	6			
4NN-06	Z3/8"X18			12	8			
4NN-08	Z1/2"X14			15	10			
4NN-12	Z3/4"X14			16	12			
4NN-16	Z1"X11.5			18	17			



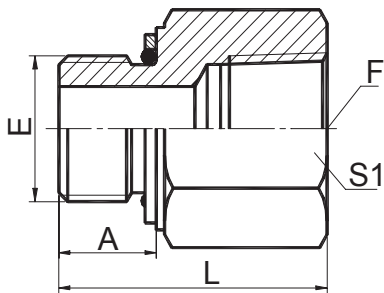
# 美制锥管螺纹NPT接头 NPT Thread Fittings



## 5GN

英管外螺纹O形圈 / 美制布锥管内螺纹  
BSP MALE O-RING / NPT FEMALE

代号 PART NO.	螺纹 THREAD		O形圈 O-RING		尺寸 DIMENSIONS			
	E	F	E端		A	L	S1	
5GN-02	G1/8"X28	Z1/8"X27	O011		8	23	17	
5GN-02-04	G1/8"X28	Z1/4"X18	O011		8	27.5	19	
5GN-04-02	G1/4"X19	Z1/8"X27	O111		11	26.5	19	
5GN-04	G1/4"X19	Z1/4"X18	O111		11	31	19	
5GN-04-06	G1/4"X19	Z3/8"X18	O111		11	32	22	
5GN-06-04	G3/8"X19	Z1/4"X18	O113		11.5	33	24	
5GN-06	G3/8"X19	Z3/8"X18	O113		11.5	34	24	
5GN-08-04	G1/2"X14	Z1/4"X18	O115		14	25.5	27	
5GN-08-06	G1/2"X14	Z3/8"X18	O115		14	32.5	27	
5GN-08	G1/2"X14	Z1/2"X14	O115		14	41.5	30	
5GN-12	G3/4"X14	Z3/4"X14	O119		15.5	43	36	
5GN-16	G1"X11	Z1"X11.5	O217		18	53	41	
5GN-20	G1.1/4"X11	Z1.1/4"X11.5	O222		20	54	50	
5GN-24	G1.1/2"X11	Z1.1/2"X11.5	O224		21.5	57	60	

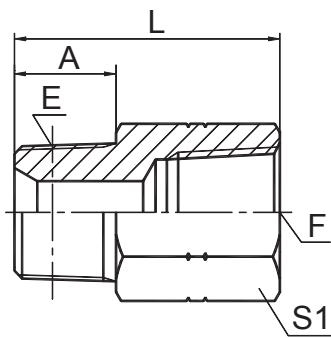


## 5HN

公制外螺纹轻系列ISO 6149-3 / 布锥管内螺纹  
METRIC MALE L-SERIES ISO 6149-3 / NPT FEMALE

代号 PART NO.	螺纹 THREAD		O形圈 O-RING		尺寸 DIMENSIONS			
	E	F	E端		A	L	S1	
5HN-10-02	M10X1	Z1/8"X27	O08.1X1.6		8.5	24	14	
5HN-12-02	M12X1.5	Z1/8"X27	O09.3X2.4		11	26	17	
5HN-12-04	M12X1.5	Z1/4"X18	O09.3X2.4		11	31.5	19	
5HN-14-04	M14X1.5	Z1/4"X18	O11.3X2.4		11	32	19	
5HN-16-06	M16X1.5	Z3/8"X18	O13.3X2.4		11.5	34.5	22	
5HN-16-08	M16X1.5	Z1/2"X14	O13.3X2.4		12.5	40	30	
5HN-18-06	M18X1.5	Z3/8"X18	O15.3X2.4		12.5	35	24	
5HN-18-08	M18X1.5	Z1/2"X14	O15.3X2.4		14	41.5	30	
5HN-22-08	M22X1.5	Z1/2"X14	O19.3X2.4		15	42.5	30	
5HN-27-12	M27X2	Z3/4"X14	O23.5X3.0		18.5	47.5	36	
5HN-33-16	M33X2	Z1"X11.5	O29.5X3.0		18.5	53.5	41	
5HN-42-20	M42X2	Z1.1/4"X11.5	O38.5X3.0		16	52	50	
5HN-48-24	M48X2	Z1.1/2"X11.5	O44.5X3.0		17.5	53	60	

# 美制锥管螺纹NPT接头 NPT Thread Fittings



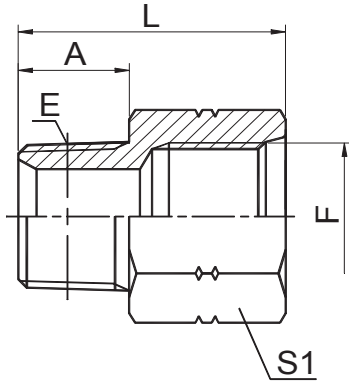
**5N**

布锥管外螺纹 / 布锥管内螺纹  
NPT MALE / NPT FEMALE

代号 PART NO.	螺 纹 THREAD		尺 寸 DIMENSIONS				
	E	F	A	L	S1		
5N-02	Z1/8"X27	Z1/8"X27	10.5	25.5	17		
5N-02-04	Z1/8"X27	Z1/4"X18	10.5	31	19		
5N-02-06	Z1/8"X27	Z3/8"X18	11	31	24		
5N-04-02	Z1/4"X18	Z1/8"X27	15	22	17		
5N-04	Z1/4"X18	Z1/4"X18	15	35.3	19		
5N-04-06	Z1/4"X18	Z3/8"X18	15	36.6	24		
5N-04-08	Z1/4"X18	Z1/2"X14	15	43	30		
5N-06-02	Z3/8"X18	Z1/8"X27	16	22	19		
5N-06-04	Z3/8"X18	Z1/4"X18	16	22	19		
5N-06	Z3/8"X18	Z3/8"X18	16	37.6	24		
5N-06-08	Z3/8"X18	Z1/2"X14	17	43.7	30		
5N-06-12	Z3/8"X18	Z3/4"X14	17	47	36		
5N-08-04	Z1/2"X14	Z1/4"X18	19.5	28	24		
5N-08-06	Z1/2"X14	Z3/8"X18	19.5	28.5	24		
5N-08	Z1/2"X14	Z1/2"X14	19.5	47.5	30		
5N-08-12	Z1/2"X14	Z3/4"X14	19.5	49	36		
5N-12-06	Z3/4"X14	Z3/8"X18	19.5	30.5	27		
5N-12-08	Z3/4"X14	Z1/2"X14	19.5	30.5	27		
5N-12	Z3/4"X14	Z3/4"X14	19.5	49	36		
5N-12-16	Z3/4"X14	Z1"X11.5	19.5	55.4	41		
5N-16-08	Z1"X11.5	Z1/2"X14	25.5	35.5	36		
5N-16-12	Z1"X11.5	Z3/4"X14	25.5	36.5	36		
5N-16	Z1"X11.5	Z1"X11.5	25.5	60.7	41		
5N-16-20	Z1"X11.5	Z1.1/4"X11.5	25.5	63.5	50		
5N-20-12	Z1.1/4"X11.5	Z3/4"X14	26.5	38.5	46		
5N-20-16	Z1.1/4"X11.5	Z1"X11.5	26.5	41	46		
5N-20	Z1.1/4"X11.5	Z1.1/4"X11.5	26.5	61.5	50		
5N-20-24	Z1.1/4"X11.5	Z1.1/2"X11.5	26.5	62.5	60		
5N-24-16	Z1.1/2"X11.5	Z1"X11.5	27.5	41.5	50		
5N-24-20	Z1.1/2"X11.5	Z1.1/4"X11.5	27.5	41	50		
5N-24	Z1.1/2"X11.5	Z1.1/2"X11.5	27.5	62.5	65		
5N-24-32	Z1.1/2"X11.5	Z2"X11.5	27.5	66.5	70		
5N-32-20	Z2"X11.5	Z1.1/4"X11.5	27.5	44.5	65		
5N-32-24	Z2"X11.5	Z1.1/2"X11.5	27.5	45	65		
5N-32	Z2"X11.5	Z2"X11.5	27.5	62.5	70		

J

# 美制锥管螺纹NPT接头 NPT Thread Fittings

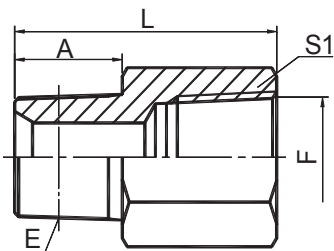


## 5NO

布锥管外螺纹 / 美制SAE内螺纹ISO 11926-1  
 NPT MALE / SAE FEMALE ISO 11926-1

代号 PART NO.	螺纹 THREAD		尺寸 DIMENSIONS						
	E	F			A	L	S1		
5NO-02-04	Z1/8"X27	7/16"X20			10.5	29.5	17		
5NO-02-05	Z1/8"X27	1/2"X20			10.5	30.5	17		
5NO-04	Z1/4"X18	7/16"X20			15	34	17		
5NO-04-06	Z1/4"X18	9/16"X18			15	36	19		
5NO-04-08	Z1/4"X18	3/4"X16			15	41	27		
5NO-06-04	Z3/8"X18	7/16"X20			16	22	19		
5NO-06	Z3/8"X18	9/16"X18			16	34.5	19		
5NO-06-08	Z3/8"X18	3/4"X16			16	40	24		
5NO-08-06	Z1/2"X14	9/16"X18			19.5	27.5	24		
5NO-08	Z1/2"X14	3/4"X16			19.5	41.5	27		
5NO-08-10	Z1/2"X14	7/8"X14			19.5	46.5	30		
5NO-12-08	Z3/4"X14	3/4"X16			19.5	29.5	30		
5NO-12-10	Z3/4"X14	7/8"X14			19.5	42.5	30		
5NO-12	Z3/4"X14	1.1/16"X12			19.5	47	36		
5NO-16-12	Z1"X11.5	1.1/16"X12			25.5	52.5	36		
5NO-16	Z1"X11.5	1.5/16"X12			25.5	53	41		
5NO-20	Z1.1/4"X11.5	1.5/8"X12			26.5	55.5	50		

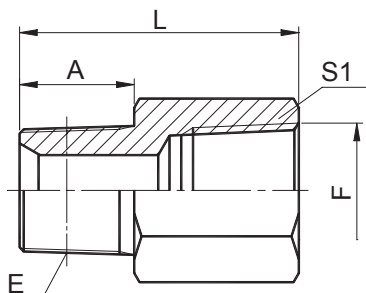
# 美制锥管螺纹NPT接头 NPT Thread Fittings



## 5NT

美制布锥管外螺纹 / 英锥管内螺纹  
NPT MALE / BSPT FEMALE

代号 PART NO.	螺 纹 THREAD		尺 寸 DIMENSIONS				
	E	F	A	L	S1		
5NT-04	Z1/4"X18	Rc1/4"X19	15	34.5	19		
5NT-04-02	Z1/4"X18	Rc1/8"X28	15	21	14		
5NT-04-06	Z1/4"X18	Rc3/8"X19	15	37	22		
5NT-06	Z3/8"X18	Rc3/8"X19	16	37.5	22		
5NT-06-04	Z3/8"X18	Rc1/4"X19	16	22	19		
5NT-06-08	Z3/8"X18	Rc1/2"X14	16	43	27		
5NT-08	Z1/2"X14	Rc1/2"X14	19.5	46	27		
5NT-08-06	Z1/2"X14	Rc3/8"X19	19.5	29.5	24		
5NT-08-12	Z1/2"X14	Rc3/4"X14	19.5	50	36		
5NT-12	Z3/4"X14	Rc3/4"X14	19.5	46	36		
5NT-12-08	Z3/4"X14	Rc1/2"X14	19.5	29.5	27		
5NT-12-16	Z3/4"X14	Rc1"X11	19.5	52	41		
5NT-16	Z1"X11.5	Rc1"X11	25.5	57	41		
5NT-16-12	Z1"X11.5	Rc3/4"X14	25.5	51	36		
5NT-16-20	Z1"X11.5	Rc1.1/4"X11	25.5	63.5	50		
5NT-20	Z1.1/4"X11.5	Rc1.1/4"X11	26.5	64.5	50		
5NT-20-16	Z1.1/4"X11.5	Rc1"X11	26.5	39.5	46		
5NT-20-24	Z1.1/4"X11.5	Rc1.1/2"X11	26.5	64.5	55		
5NT-24	Z1.1/2"X11.5	Rc1.1/2"X11	27.5	65.5	55		
5NT-32	Z2"X11.5	Rc2"X11	27.5	68.5	70		

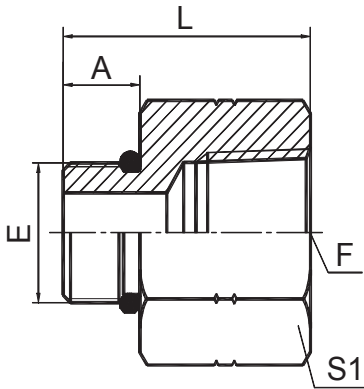


## 5TN-SP

英锥管外螺纹 / 美制布锥管内螺纹  
BSPT MALE / NPT FEMALE

代号 PART NO.	螺 纹 THREAD		尺 寸 DIMENSIONS				
	E	F	A	L	S1		
5TN-02SP	R1/8"X28	Z1/8"X27	10	25	17		
5TN-04-02SP	R1/4"X19	Z1/8"X27	14.5	21.5	14		
5TN-04SP	R1/4"X19	Z1/4"X18	14.5	34.5	19		
5TN-06-04SP	R3/8"X19	Z1/4"X18	15	23	19		
5TN-06SP	R3/8"X19	Z3/8"X18	15	36.5	24		
5TN-08-06SP	R1/2"X14	Z3/8"X18	20	28.5	24		
5TN-08SP	R1/2"X14	Z1/2"X14	20	47	30		
5TN-12-08SP	R3/4"X14	Z1/2"X14	20	30.5	32		
5TN-12SP	R3/4"X14	Z3/4"X14	20	49	36		
5TN-16-12SP	R1"X11	Z3/4"X14	25.5	36.5	36		
5TN-16SP	R1"X11	Z1"X11.5	25.5	59	41		

# 美制锥管螺纹NPT接头 NPT Thread Fittings

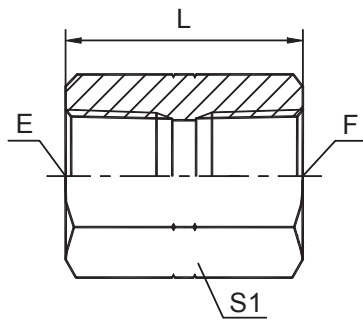


## 5ON

美制SAE外螺纹带O形圈  
 轻系列ISO 11926-3 / 布锥管内螺纹  
 SAE O-RING BOSS  
 L-SERIES ISO 11926-3 / NPT FEMALE

代号 PART NO.	螺纹 THREAD		O形圈 O-RING		尺寸 DIMENSIONS				
	E	F	E端		A	L	S1		
5ON-02	5/16"X24	Z1/8"X27	O902		7.54	24.5	17		
5ON-02-04	5/16"X24	Z1/4"x18	O902		7.54	29	19		
5ON-03-02	3/8"X24	Z1/8"X27	O903		7.54	24.5	17		
5ON-03-04	3/8"X24	Z1/4"x18	O903		7.54	29	19		
5ON-04-02	7/16"X20	Z1/8"X27	O904		9.1	24.5	17		
5ON-04	7/16"X20	Z1/4"x18	O904		9.1	29	19		
5ON-04-06	7/16"X20	Z3/8"x18	O904		9.1	30.7	24		
5ON-05-02	1/2"X20	Z1/8"X27	O905		9.1	26	17		
5ON-06-04	9/16"X18	Z1/4"x18	O906		9.9	31.5	19		
5ON-08-04	3/4"X16	Z1/4"x18	O908		11.1	32.5	22		
5ON-08-06	3/4"X16	Z3/8"x18	O908		11.1	34	22		
5ON-08	3/4"X16	Z1/2"X14	O908		11.1	40	30		
5ON-08-12	3/4"X16	Z3/4"x14	O908		11.1	40.1	36		
5ON-10-08	7/8"X14	Z1/2"x14	O910		12.7	41.5	30		
5ON-10-06	7/8"X14	Z3/8"x18	O910		12.7	35.5	27		
5ON-10-12	7/8"X14	Z3/4"x14	O910		12.7	41	36		
5ON-12-08	1.1/16"X12	Z1/2"x14	O912		15.1	42	32		
5ON-12	1.1/16"X12	Z3/4"x14	O912		15.1	45.5	36		
5ON-12-16	1.1/16"X12	Z1"X11.5	O912		15.1	50.5	41		
5ON-16-12	1.5/16"X12	Z3/4"x14	O916		15.1	43	38		
5ON-16	1.5/16"X12	Z1"X11.5	O916		15.1	51.5	41		
5ON-20-16	1.5/8"X12	Z1"X11.5	O920		15.1	40	50		
5ON-20	1.5/8"X12	Z1.1/4"X11.5	O920		15.1	53.5	50		
5ON-24-16	1.7/8"X12	Z1"X11.5	O924		15.1	34	55		
5ON-24-20	1.7/8"X12	Z1.1/4"X11.5	O924		15.1	48	55		
5ON-24	1.7/8"X12	Z1.1/2"X11.5	O924		15.1	50	60		
5ON-32	2.1/2"X12	2"X11.5	O932		15.1	50	70		

# 美制锥管螺纹NPT接头 NPT Thread Fittings



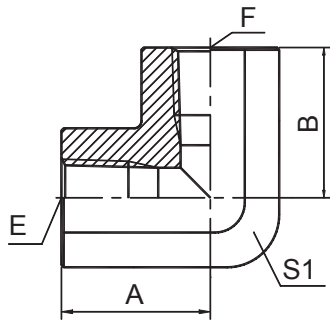
## 7N

布锥管内螺纹  
NPT FEMALE

代号 PART NO.	螺 纹 THREAD		尺 寸 DIMENSIONS					
	E	F			L	S1		
7N-02	Z1/8"X27	Z1/8"X27			24	17		
7N-02-04	Z1/8"X27	Z1/4"X18			27	19		
7N-02-06	Z1/8"X27	Z3/8"X18			30	22		
7N-04	Z1/4"X18	Z1/4"X18			29	19		
7N-04-06	Z1/4"X18	Z3/8"X18			31	22		
7N-04-08	Z1/4"X18	Z1/2"X14			35	30		
7N-06	Z3/8"X18	Z3/8"X18			29	22		
7N-06-08	Z3/8"X18	Z1/2"X14			38	30		
7N-06-12	Z3/8"X18	Z3/4"X14			40	36		
7N-08	Z1/2"X14	Z1/2"X14			38	30		
7N-08-12	Z1/2"X14	Z3/4"X14			43	36		
7N-12	Z3/4"X14	Z3/4"X14			39	36		
7N-12-16	Z3/4"X14	Z1"X11.5			45.5	41		
7N-16	Z1"X11.5	Z1"X11.5			48	41		
7N-20	Z1.1/4"X11.5	Z1.1/4"X11.5			49	50		
7N-24	Z1.1/2"X11.5	Z1.1/2"X11.5			49	60		
7N-32	Z2"X11.5	Z2"X11.5			50	70		

J

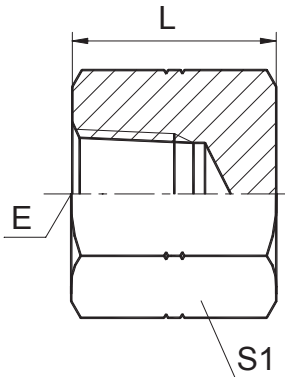
# 美制锥管螺纹NPT接头 NPT Thread Fittings



## 7N9-PK

90° 弯布锥管内螺纹  
90° ELBOW NPT FEMALE

代号 PART NO.	螺 纹 THREAD		尺 寸 DIMENSIONS					
	E	F	A	B	S1			
7N9-02PK	Z1/8"X27	Z1/8"X27	20	20	16			
7N9-02-04PK	Z1/8"X27	Z1/4"X18	20	22.5	19			
7N9-04PK	Z1/4"X18	Z1/4"X18	22.5	22.5	19			
7N9-04-06PK	Z1/4"X18	Z3/8"X18	25	26	24			
7N9-06PK	Z3/8"X18	Z3/8"X18	26	26	24			
7N9-06-08PK	Z3/8"X18	Z1/2"X14	26	31	27			
7N9-08PK	Z1/2"X14	Z1/2"X14	31	31	27			
7N9-08-12PK	Z1/2"X14	Z3/4"X14	34	34	33			
7N9-12PK	Z3/4"X14	Z3/4"X14	34	34	33			
7N9-12-16PK	Z3/4"X14	Z1"X11.5	42	42	41			
7N9-16PK	Z1"X11.5	Z1"X11.5	42	42	41			
7N9-20PK	Z1.1/4"X11.5	Z1.1/4"X11.5	48	48	50			
7N9-24PK	Z1.1/2"X11.5	Z1.1/2"X11.5	53	53	60			
7N9-32PK	Z2"X11.5	Z2"X11.5	62	62	70			

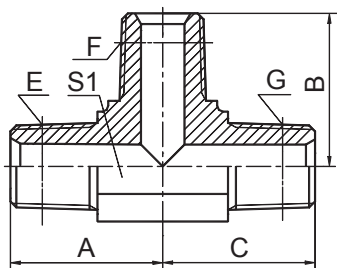


## 9N-CAP

美制布锥管内螺纹堵头  
NPT FEMALE PLUG

代号 PART NO.	螺 纹 THREAD		尺 寸 DIMENSIONS					
	E		L	S1				
9N-02CAP	Z1/8"X27		17.5	17				
9N-04CAP	Z1/4"X18		23	19				
9N-06CAP	Z3/8"X18		24	24				
9N-08CAP	Z1/2"X14		28	30				
9N-12CAP	Z3/4"X14		28	36				
9N-16CAP	Z1"X11.5		34	46				
9N-20CAP	Z1.1/4"X11.5		37	55				
9N-24CAP	Z1.1/2"X11.5		37	65				
9N-32CAP	Z2"X11.5		40.5	75				

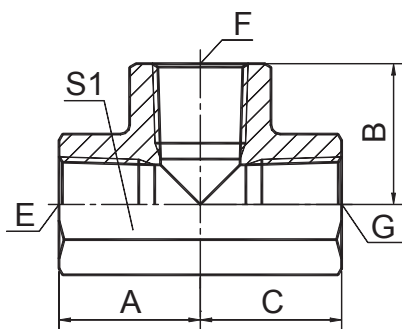
# 美制锥管螺纹NPT接头 NPT Thread Fittings



**AN**

美制布锥管外螺纹  
NPT MALE

代号 PART NO.	螺 纹 THREAD			尺 寸 DIMENSIONS				
	E	F	G	A	B	C	S1	
AN-02	Z1/8"X27	Z1/8"X27	Z1/8"X27	21	21	21	11	
AN-04	Z1/4"X18	Z1/4"X18	Z1/4"X18	25.5	25.5	25.5	14	
AN-06	Z3/8"X18	Z3/8"X18	Z3/8"X18	31	31	31	19	
AN-08	Z1/2"X14	Z1/2"X14	Z1/2"X14	36.7	36.7	36.7	22	
AN-12	Z3/4"X14	Z3/4"X14	Z3/4"X14	44	44	44	27	
AN-16	Z1"X11.5	Z1"X11.5	Z1"X11.5	50	50	50	33	
AN-20	Z1.1/4"X11.5	Z1.1/4"X11.5	Z1.1/4"X11.5	54.5	54.5	54.5	41	
AN-24	Z1.1/2"X11.5	Z1.1/2"X11.5	Z1.1/2"X11.5	59.5	59.5	59.5	48	



**GN-PK**

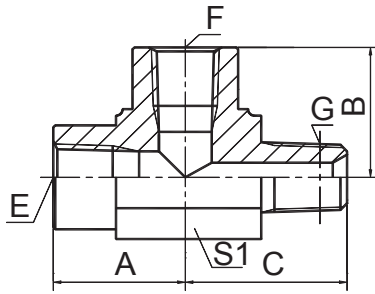
布锥管内螺纹三通  
NPT FEMALE TEE

代号 PART NO.	螺 纹 THREAD			尺 寸 DIMENSIONS				
	E	F	G	A	B	C	S1	
GN-02PK	Z1/8"X27	Z1/8"X27	Z1/8"X27	20	20	20	16	
GN-04PK	Z1/4"X18	Z1/4"X18	Z1/4"X18	22.5	22.5	22.5	19	
GN-06PK	Z3/8"X18	Z3/8"X18	Z3/8"X18	26	26	26	24	
GN-08PK	Z1/2"X14	Z1/2"X14	Z1/2"X14	31	31	31	27	
GN-12PK	Z3/4"X14	Z3/4"X14	Z3/4"X14	34	34	34	33	
GN-16PK	Z1"X11.5	Z1"X11.5	Z1"X11.5	42	42	42	41	
GN-20PK	Z1.1/4"X11.5	Z1.1/4"X11.5	Z1.1/4"X11.5	48	48	48	50	
GN-24PK	Z1.1/2"X11.5	Z1.1/2"X11.5	Z1.1/2"X11.5	53	53	53	60	
GN-32PK	Z2"X11.5	Z2"X11.5	Z2"X11.5	62	62	62	70	

J



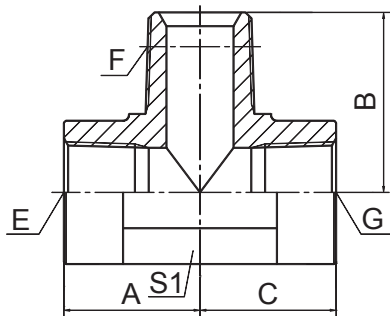
# 美制锥管螺纹NPT接头 NPT Thread Fittings



## HN

布锥管内螺纹 / 布锥管外螺纹三通  
NPT FEMALE / NPT MALE RUN TEE

代号 PART NO.	螺 纹 THREAD			尺 寸 DIMENSIONS					
	E	F	G	A	B	C	S1		
HN-02	Z1/8"X27	Z1/8"X27	Z1/8"X27	20	20	24.5	16		
HN-04	Z1/4"X18	Z1/4"X18	Z1/4"X18	25	25	28.5	19		
HN-06	Z3/8"X18	Z3/8"X18	Z3/8"X18	27	27	33.5	24		
HN-08	Z1/2"X14	Z1/2"X14	Z1/2"X14	35	35	42.5	30		
HN-12	Z3/4"X14	Z3/4"X14	Z3/4"X14	37	37	45.2	33		
HN-16	Z1"X11.5	Z1"X11.5	Z1"X11.5	44	44	54.7	41		
HN-20	Z1.1/4"X11.5	Z1.1/4"X11.5	Z1.1/4"X11.5	48	48	58.5	48		

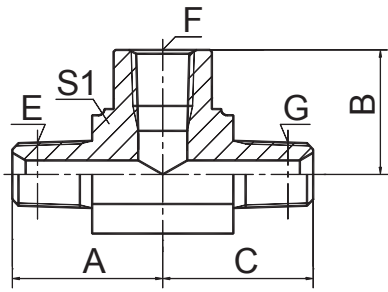


## JN

布锥管内螺纹 / 布锥管外螺纹三通  
NPT FEMALE / NPT MALE BRANCH TEE

代号 PART NO.	螺 纹 THREAD			尺 寸 DIMENSIONS					
	E	F	G	A	B	C	S1		
JN-02	Z1/8"X27	Z1/8"X27	Z1/8"X27	17.8	24.5	17.8	14		
JN-04	Z1/4"X18	Z1/4"X18	Z1/4"X18	22.4	28	22.4	19		
JN-06	Z3/8"X18	Z3/8"X18	Z3/8"X18	25	33.5	25	24		
JN-08	Z1/2"X14	Z1/2"X14	Z1/2"X14	31.2	41.2	31.2	30		
JN-12	Z3/4"X14	Z3/4"X14	Z3/4"X14	34.5	45.2	34.5	33		
JN-16	Z1"X11.5	Z1"X11.5	Z1"X11.5	41.1	54.5	41.1	41		

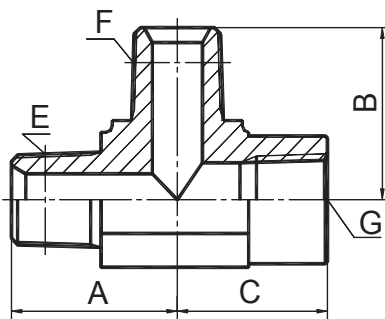
# 美制锥管螺纹NPT接头 NPT Thread Fittings



**KN**

布锥管外螺纹 / 布锥管内螺纹 / 布锥管外螺纹  
NPT MALE / NPT FEMALE / NPT MALE

代号 PART NO.	螺纹 THREAD			尺寸 DIMENSIONS					
	E	F	G		A	B	C	S1	
KN-02	Z1/8"X27	Z1/8"X27	Z1/8"X27		24.5	17.8	24.5	16	
KN-04	Z1/4"X18	Z1/4"X18	Z1/4"X18		28	22.4	28	19	
KN-06	Z3/8"X18	Z3/8"X18	Z3/8"X18		33.5	25	33.5	24	
KN-08	Z1/2"X14	Z1/2"X14	Z1/2"X14		41.2	31.2	41.2	30	
KN-12	Z3/4"X14	Z3/4"X14	Z3/4"X14		45.2	34.5	45.2	33	
KN-16	Z1"X11.5	Z1"X11.5	Z1"X11.5		54.5	41.1	54.5	41	



**LN**

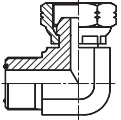
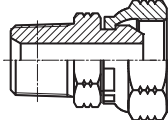
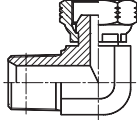
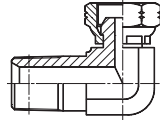
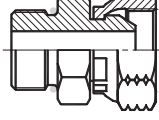
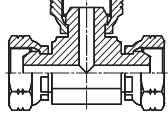
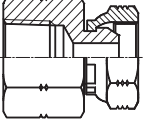
布锥管外螺纹 / 布锥管外螺纹 / 布锥管内螺纹  
NPT MALE / NPT MALE / NPT FEMALE

代号 PART NO.	螺纹 THREAD			尺寸 DIMENSIONS					
	E	F	G		A	B	C	S1	
LN-02	Z1/8"X27	Z1/8"X27	Z1/8"X27		24.5	24.5	20.5	16	
LN-04	Z1/4"X18	Z1/4"X18	Z1/4"X18		28	28	22.5	19	
LN-06	Z3/8"X18	Z3/8"X18	Z3/8"X18		33.5	33.5	25	24	
LN-08	Z1/2"X14	Z1/2"X14	Z1/2"X14		41.2	41.2	31.2	30	
LN-12	Z3/4"X14	Z3/4"X14	Z3/4"X14		46.5	46.5	34.5	33	
LN-16	Z1"X11.5	Z1"X11.5	Z1"X11.5		54.5	54.5	41.1	41	
LN-20	Z1.1/4"X11.5	Z1.1/4"X11.5	Z1.1/4"X11.5		58.5	58.5	43.5	48	
LN-24	Z1.1/2"X11.5	Z1.1/2"X11.5	Z1.1/2"X11.5		71.5	71.5	52.8	63	

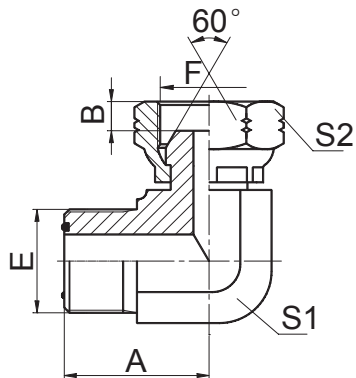
J

# 美制螺纹NPSM接头 NPSM Fittings

## 型号索引 Part NO. Index

 <p>2FU9 PK1</p>	 <p>2NU PK2</p>	 <p>2NU9 PK3</p>	 <p>2NU9-L PK4</p>	 <p>2OU PK4</p>	 <p>DU PK5</p>
 <p>7NU-S PK5</p>					

# 美制螺纹NPSM接头 NPSM Fittings



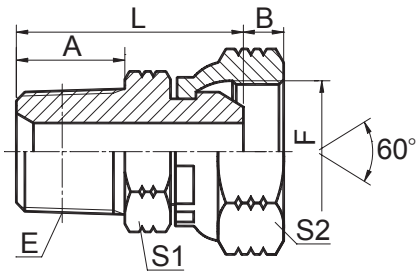
## 2FU9

90° ORFS外螺纹 / 美制NPSM内螺纹60° 外锥  
90° ORFS MALE / NPSM FEMALE 60° CONE

代号 PART NO.	螺 纹 THREAD		O形圈 O-RING		尺 寸 DIMENSIONS				
	E	F	E端		A	B	S1	S2	
2FU9-04	9/16"X18	1/4"X18	O011		23	4.6	14	19	
2FU9-04-06	9/16"X18	3/8"X18	O011		23	6	14	22	
2FU9-04-08	9/16"X18	1/2"X14	O011		25.5	7.5	19	27	
2FU9-06	11/16"X16	3/8"X18	O012		27.5	6	19	22	
2FU9-06-08	11/16"X16	1/2"X14	O012		27.5	7.5	19	27	
2FU9-06-12	11/16"X16	3/4"X14	O012		30.5	8.9	24	32	
2FU9-08	13/16"X16	1/2"X14	O014		31	7.5	22	27	
2FU9-08-12	13/16"X16	3/4"X14	O014		33	8.9	24	32	
2FU9-08-16	13/16"X16	1"X11.5	O014		36	10.5	30	41	
2FU9-10-12	1"X14	3/4"X14	O016		36.5	8.9	27	32	
2FU9-12	1.3/16"X12	3/4"X14	O018		41	8.9	30	32	
2FU9-12-16	1.3/16"X12	1"X11.5	O018		41	10.5	30	41	
2FU9-12-20	1.3/16"X12	1.1/4"X11.5	O018		46.5	11.2	41	50	
2FU9-16	1.7/16"X12	1"X11.5	O021		44.5	10.5	36	41	
2FU9-16-20	1.7/16"X12	1.1/4"X11.5	O021		47.5	11.2	41	50	
2FU9-16-24	1.7/16"X12	1.1/2"X11.5	O021		51.5	11.2	48	55	
2FU9-20	1.11/16"X12	1.1/4"X11.5	O025		47.5	11.2	41	50	
2FU9-20-24	1.11/16"X12	1.1/2"X11.5	O025		51.5	11.2	48	55	
2FU9-24	2"X12	1.1/2"X11.5	O029		53.5	11.2	50	55	

K

# 美制螺纹NPSM接头 NPSM Fittings

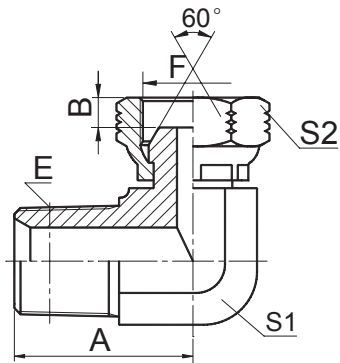


## 2NU

布锥管外螺纹 / 美制NPSM内螺纹60° 外锥  
NPT MALE / NPSM FEMALE 60° CONE

代号 PART NO.	螺纹 THREAD		尺寸 DIMENSIONS						
	E	F	A	B	L	S1	S2		
2NU-02	Z1/8"X27	1/8"X27	10.5	3.5	25.5	12	15		
2NU-02-04	Z1/8"X27	1/4"X18	10.5	4.6	27.5	12	19		
2NU-04-02	Z1/4"X18	1/8"X27	15	3.5	30	14	15		
2NU-04	Z1/4"X18	1/4"X18	15	4.6	32	17	19		
2NU-04-06	Z1/4"X18	3/8"X18	15	6	33	17	22		
2NU-04-08	Z1/4"X18	1/2"X14	15	7.5	35	19	27		
2NU-06	Z3/8"X18	3/8"X18	16	6	34.5	19	22		
2NU-06-04	Z3/8"X18	1/4"X18	16	4.6	33	19	19		
2NU-06-08	Z3/8"X18	1/2"X14	16	7.5	36	19	27		
2NU-08	Z1/2"X14	1/2"X14	19.5	7.5	41.5	22	27		
2NU-08-04	Z1/2"X14	1/4"X18	19.5	4.6	38.5	22	19		
2NU-08-06	Z1/2"X14	3/8"X18	19.5	6	39.5	22	22		
2NU-12	Z3/4"X14	3/4"X14	19.5	8.9	44.5	30	32		
2NU-12-06	Z3/4"X14	3/8"X18	19.5	6	41.5	30	22		
2NU-12-08	Z3/4"X14	1/2"X14	19.5	7.5	43.5	30	27		
2NU-12-16	Z3/4"X14	1"X11.5	19.5	10.5	46.5	32	41		
2NU-16-12	Z1"X11.5	3/4"X14	21.5	8.9	51.5	36	32		
2NU-16	Z1"X11.5	1"X11.5	25.5	10.5	52.5	36	41		
2NU-16-20	Z1"X11.5	1.1/4"X11.5	25.5	11.2	58.5	41	50		
2NU-20-16	Z1.1/4"X11.5	1"X11.5	26.5	10.5	55.5	36	41		
2NU-20	Z1.1/4"X11.5	1.1/4"X11.5	26.5	11.2	59.5	46	50		
2NU-20-24	Z1.1/4"X11.5	1.1/2"X11.5	26.5	11.2	59.5	46	55		
2NU-24-20	Z1.1/2"X11.5	1.1/4"X11.5	27.5	11.2	62.5	50	50		
2NU-24	Z1.1/2"X11.5	1.1/2"X11.5	27.5	11.2	62.5	50	55		
2NU-32	Z2"X11.5	2"X11.5	27.5	11.2	64.5	65	70		

# 美制螺纹NPSM接头 NPSM Fittings



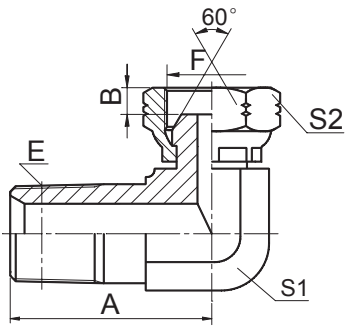
## 2NU9

90° 弯布锥管外螺纹 / 美制NPSM内螺纹60° 外锥  
90° ELBOW NPT MALE / NPSM FEMALE 60° CONE

代号 PART NO.	螺 纹 THREAD		尺 寸 DIMENSIONS						
	E	F			A	B	S1	S2	
2NU9-02	Z1/8"X27	1/8"X27			21	3.5	11	15	
2NU9-02-04	Z1/8"X27	1/4"X18			21	4.6	11	19	
2NU9-04-02	Z1/4"X18	1/8"X27			25.5	3.5	14	15	
2NU9-04	Z1/4"X18	1/4"X18			25.5	4.6	14	19	
2NU9-04-06	Z1/4"X18	3/8"X18			25.5	6	14	22	
2NU9-06	Z3/8"X18	3/8"X18			31	6	19	22	
2NU9-06-04	Z3/8"X18	1/4"X18			31	4.6	19	19	
2NU9-06-08	Z3/8"X18	1/2"X14			31	7.5	19	27	
2NU9-08	Z1/2"X14	1/2"X14			37.3	7.5	22	27	
2NU9-08-06	Z1/2"X14	3/8"X18			36.7	6	22	22	
2NU9-08-12	Z1/2"X14	3/4"X14			37.5	8.9	24	32	
2NU9-12	Z3/4"X14	3/4"X14			44	8.9	27	32	
2NU9-12-08	Z3/4"X14	1/2"X14			44	7.5	27	27	
2NU9-12-16	Z3/4"X14	1"X11.5			45	10.5	30	41	
2NU9-16	Z1"X11.5	1"X11.5			50	10.5	33	41	
2NU9-16-12	Z1"X11.5	3/4"X14			50	8.9	33	32	
2NU9-20-16	Z1.1/4"X11.5	1"X11.5			54.5	10.5	41	41	
2NU9-20	Z1.1/4"X11.5	1.1/4"X11.5			54.5	11.2	41	50	
2NU9-24	Z1.1/2"X11.5	1.1/2"X11.5			59.5	11.2	48	55	
2NU9-32	Z2"X11.5	2"X11.5			73.5	11.2	63	70	

K

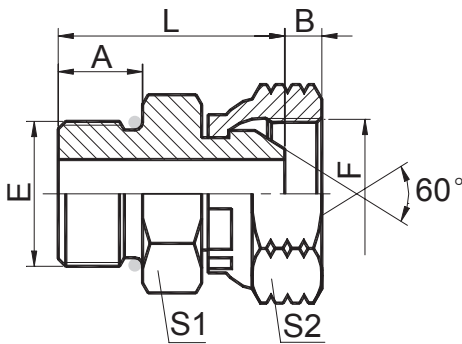
# 美制螺纹NPSM接头 NPSM Fittings



## 2NU9-L

90° 加长布锥管外螺纹 / 美制NPSM内螺纹60° 外锥  
 90° LONG NPT MALE / NPSM FEMALE 60° CONE

代号 PART NO.	螺纹 THREAD		尺寸 DIMENSIONS						
	E	F	A	B	S1	S2			
2NU9-04L	Z1/4"X18	1/4"X18	40.1	4.6	14	19			
2NU9-06L	Z3/8"X18	3/8"X18	46.2	6	19	22			
2NU9-08L	Z1/2"X14	1/2"X14	55.1	7.5	22	27			
2NU9-12L	Z3/4"X14	3/4"X14	62	8.9	27	32			
2NU9-16L	Z1"X11.5	1"X11.5	76.5	10.5	33	41			
2NU9-20L	Z1.1/4"X11.5	1.1/4"X11.5	93.7	11.2	41	50			
2NU9-24L	Z1.1/2"X11.5	1.1/2"X11.5	104.1	11.2	48	55			
2NU9-32L	Z2"X11.5	2"X11.5	122.2	11.2	63	70			

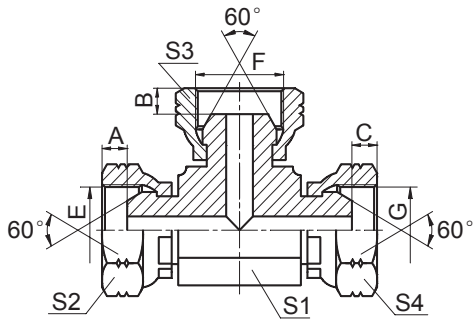


## 2OU

SAE外螺纹带O形圈轻系列ISO 11926-3 /  
 美制NPSM内螺纹60° 外锥  
 SAE O-RING BOSS L-SERIES ISO 11926-3 /  
 NPSM FEMALE 60° CONE

代号 PART NO.	螺纹 THREAD		O形圈 O-RING		尺寸 DIMENSIONS				
	E	F	E端		A	B	L	S1	S2
2OU-04	7/16"X20	1/4"X18	O904		9.1	4.6	26	14	19
2OU-04-06	7/16"X20	3/8"X18	O904		9.1	6	27.5	17	22
2OU-06	9/16"X18	3/8"X18	O906		9.9	6	28.5	17	22
2OU-06-08	9/16"X18	1/2"X14	O906		9.9	7.5	30	19	27
2OU-08	3/4"X16	1/2"X14	O908		11.1	7.5	33	22	27
2OU-08-06	3/4"X16	3/8"X18	O908		11.1	6	31	22	22
2OU-10-08	7/8"X14	1/2"X14	O910		12.7	7.5	36.5	27	27
2OU-12-08	1.1/16"X12	1/2"X14	O912		15.1	7.5	40	32	27
2OU-12	1.1/16"X12	3/4"X14	O912		15.1	8.9	41	32	32
2OU-12-16	1.1/16"X12	1"X11.5	O912		15.1	10.5	42.5	32	41
2OU-16	1.5/16"X12	1"X11.5	O916		15.1	10.5	42.5	38	41
2OU-20	1.5/8"X12	1.1/4"X11.5	O920		15.1	11.2	50	50	50
2OU-24	1.7/8"X12	1.1/2"X11.5	O924		15.1	11.2	50	55	55

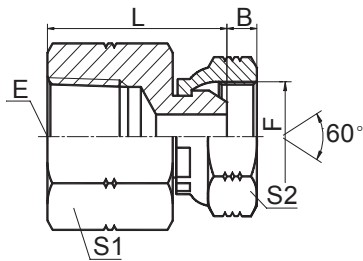
# 美制螺纹NPSM接头 NPSM Fittings



## DU

美制NPSM内螺纹 / 美制  
NPSM内螺纹 / 美制NPSM内螺纹  
NPSM FEMALE / NPSM FEMALE /  
NPSM FEMALE

代号 PART NO.	螺 纹 THREAD			尺 寸 DIMENSIONS						
	E	F	G	A	B	C	S1	S2	S3	S4
DU-02	1/8"X27	1/8"X27	1/8"X27	3.5	3.5	3.5	11	15	15	15
DU-04	1/4"X18	1/4"X18	1/4"X18	4.6	4.6	4.6	11	19	19	19
DU-06	3/8"X18	3/8"X18	3/8"X18	6	6	6	14	22	22	22
DU-08	1/2"X14	1/2"X14	1/2"X14	7.5	7.5	7.5	19	27	27	27
DU-12	3/4"X14	3/4"X14	3/4"X14	8.9	8.9	8.9	24	32	32	32
DU-16	1"X11.5	1"X11.5	1"X11.5	10.5	10.5	10.5	30	41	41	41
DU-20	1.1/4"X11.5	1.1/4"X11.5	1.1/4"X11.5	11.2	11.2	11.2	41	50	50	50
DU-24	1.1/2"X11.5	1.1/2"X11.5	1.1/2"X11.5	11.2	11.2	11.2	48	55	55	55



## 7NU-S

布锥管内螺纹 / 美制NPSM内螺纹60° 外锥  
NPT FEMALE / NPSM FEMALE 60° CONE

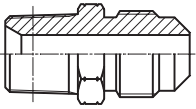
代号 PART NO.	螺 纹 THREAD		尺 寸 DIMENSIONS						
	E	F			B	L	S1	S2	
7NU-02S	Z1/8"X27	1/8"X27			3.5	24	17	15	
7NU-04-02S	Z1/4"X18	1/8"X27			3.5	29	19	15	
7NU-04S	Z1/4"X18	1/4"X18			4.6	31.5	19	19	
7NU-04-06S	Z1/4"X18	3/8"X18			6	33	19	22	
7NU-06S	Z3/8"X18	3/8"X18			6	34	22	22	
7NU-06-08S	Z3/8"X18	1/2"X14			7.5	34	22	27	
7NU-08-06S	Z1/2"X14	3/8"X18			6	39	30	22	
7NU-08S	Z1/2"X14	1/2"X14			7.5	41	30	27	
7NU-12S	Z3/4"X14	3/4"X14			8.9	44	36	32	
7NU-16S	Z1"X11.5	1"X11.5			10.5	51.5	41	41	
7NU-20S	Z1.1/4"X11.5	1.1/4"X11.5			11.2	55	50	50	
7NU-24S	Z1.1/2"X11.5	1.1/2"X11.5			11.2	55.5	60	55	
7NU-32S	Z2"X11.5	2"X11.5			11.5	57	70	70	

K

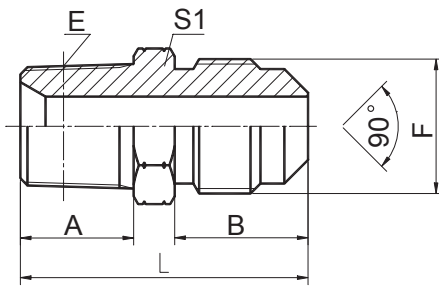


# 美制SAE外螺纹90° 外锥接头 SAE Male 90° Cone Fittings

型号索引 Part NO. Index

 1NP PL1					

# 美制SAE外螺纹90° 外锥接头 SAE Male 90° Cone Fittings



## 1NP

布锥管外螺纹 / SAE外螺纹90° 外锥  
NPT MALE / SAE MALE 90° CONE

代号 PART NO.	螺 纹 THREAD		尺 寸 DIMENSIONS						
	E	F			A	B	L	S1	
1NP-04	Z1/4"X18	7/16"X20			15	12.7	33.7	17	
1NP-04-05	Z1/4"X18	1/2"X20			15	14.2	35.2	17	
1NP-04-06	Z1/4"X18	5/8"X18			15	15.7	36.7	17	
1NP-06-04	Z3/8"X18	7/16"X20			16	12.7	34.7	19	
1NP-06	Z3/8"X18	5/8"X18			16	15.7	37.5	19	
1NP-06-08	Z3/8"X18	3/4"X16			16	19	43	22	
1NP-08-06	Z1/2"X14	5/8"X18			19.5	15.7	43.5	24	
1NP-08	Z1/2"X14	3/4"X16			19.5	19	46.5	24	
1NP-08-10	Z1/2"X14	7/8"X14			19.5	22.4	50	24	
1NP-12	Z3/4"X14	1.1/16"X14			19.5	25.4	55	30	

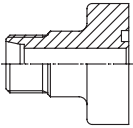
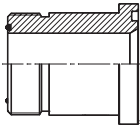
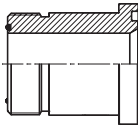
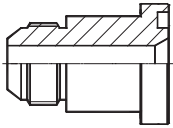
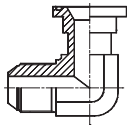
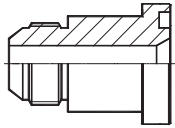
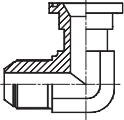
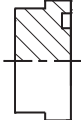
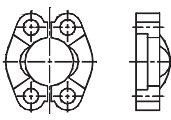
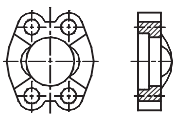
# 法兰接头 Flange Fittings

法兰接头  
Flange Fittings

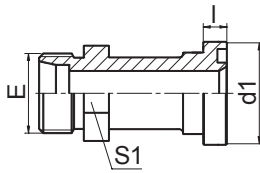
M

# 法兰接头 Flange Fittings

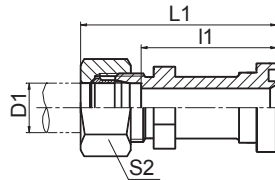
## 型号索引 Part NO. Index

 <p>1CFL-W, 1DFL-W, 1DFS-W PM1</p>	 <p>1FFL PM2</p>	 <p>1FFS PM2</p>	 <p>1JFL PM3</p>	 <p>1JFL9 PM3</p>	 <p>1JFS PM4</p>
 <p>1JFS9 PM5</p>	 <p>4FL, 4FS PM5</p>	 <p>FL, FS PM6</p>	 <p>FL-W, FS-W PM6</p>		

# 法兰接头 Flange Fittings



**1CFL**  
**1DFL**

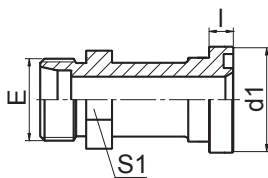


**1CFL-RN**  
**1DFL-RN**

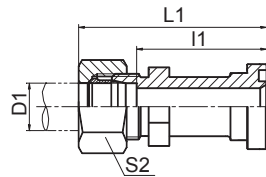
公制螺纹卡套式 / 轻  
系列法兰ISO 6162-1  
METRIC MALE BITE TYPE /  
L-SERIES FLANGE ISO 6162-1

代号 PART NO.	螺纹E THREAD	法兰型号 FLANGE SIZE	管子外径D1 TUBE O.D.	O形圈 O-RING	尺寸 DIMENSIONS						压力等级 MPa
					d1	l	l1	L1	S1	S2	
1CFL-22-08	M22X1.5	1/2"	15	O210	30.2	6.7	41	56	24	27	31.5 轻系列 L
1CFL-26-12	M26X1.5	3/4"	18	O214	38.1	6.73	45.5	62	30	32	
1CFL-30-12	M30X2	3/4"	22	O214	38.1	6.7	45.5	62	32	36	16 轻系列 L
1CFL-36-16	M36X2	1"	28	O219	44.4	8	46.5	63	38	41	
1CFL-45-20	M45X2	1.1/4"	35	O222	50.8	8	47.5	69	41	50	35 重系列 S
1CFL-52-24	M52X2	1.1/2"	42	O225	60.3	8	53	76	46	60	
1DFL-24-08	M24X1.5	1/2"	16	O210	30.2	6.7	41.5	60	24	30	28 重系列 S
1DFL-30-12	M30X2	3/4"	20	O214	38.1	6.7	46.5	68	30	36	
1DFL-36-12	M36X2	3/4"	25	O214	38.1	6.73	45	69	30	46	21 重系列 S
1DFL-42-16	M42X2	1"	30	O219	44.4	8	49.5	76	36	50	
1DFL-36-20	M36X2	1.1/4"	25	O222	50.8	8	48	72	41	46	
1DFL-42-20	M42X2	1.1/4"	30	O222	50.8	8	48.5	75	41	50	
1DFL-52-20	M52X2	1.1/4"	38	O222	50.8	8	50	81	46	60	
1DFL-52-24	M52X2	1.1/2"	38	O225	60.3	8	54	85	46	60	

注：如需带卡套及卡套螺母整套订货，则请在代号后加“RN”，如1DFL-52-24RN。 Note: In case if you are interested to order the adapter in complete set with cutting ring and nut, it is necessary to insert suffix "RN" after our part NO., for example 1DFL-52-24RN.



**1DFS**



**1DFS-RN**

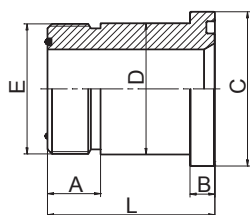
公制螺纹卡套式 / 重  
系列法兰ISO 6162-2  
METRIC MALE BITE TYPE /  
H-SERIES FLANGE ISO 6162-2

M

代号 PART NO.	螺纹E THREAD	法兰型号 FLANGE SIZE	管子外径D1 TUBE O.D.	O形圈 O-RING	尺寸 DIMENSIONS						压力等级 MPa
					d1	l	l1	L1	S1	S2	
1DFS-24-08	M24X1.5	1/2"	16	O210	31.7	7.8	44.5	63	24	30	40 重系列 S
1DFS-24-12	M24X1.5	3/4"	16	O214	41.3	8.8	50.5	69	30	30	
1DFS-30-12	M30X2	3/4"	20	O214	41.3	8.8	50.5	72	30	36	
1DFS-36-12	M36X2	3/4"	25	O214	41.3	8.8	51	75	30	46	
1DFS-36-16	M36X2	1"	25	O219	47.6	9.5	60	81	36	46	
1DFS-42-16	M42X2	1"	30	O219	47.6	9.5	60.5	87	36	50	
1DFS-42-20	M42X2	1.1/4"	30	O222	54	10.3	65.5	92	41	50	31.5 重系列 S
1DFS-52-20	M52X2	1.1/4"	38	O222	54	10.3	67	98	46	60	
1DFS-52-24	M52X2	1.1/2"	38	O225	63.5	12.6	73	104	46	60	

注：如需带卡套及卡套螺母整套订货，则请在代号后加“RN”，如1DFS-52-24RN。 Note: In case if you are interested to order the adapter in complete set with cutting ring and nut, it is necessary to insert suffix "RN" after our part NO., for example 1DFS-52-24RN.

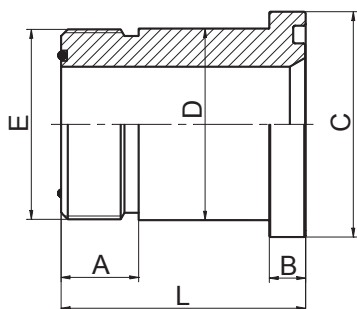
# 法兰接头 Flange Fittings



## 1FFL

美制ORFS外螺纹O形圈平面  
密封 / 轻系列法兰ISO 6162-1  
ORFS MALE O-RING /  
L-SERIES FLANGE ISO 6162-1

代号 PART NO.	螺纹THREAD		法兰型号 FLANGE SIZE	O形圈 O-RING		尺寸 DIMENSIONS					
	E			E端	法兰端FLANGE	A	B	C	D	L	
1FFL-12	1.3/16X12		3/4"	O018	O214	17	6.73	38.1	31.7	45.7	
1FFL-16	1.7/16"X12		1"	O021	O219	17.5	8	44.4	38	47.8	
1FFL-20	1.11/16"X12		1.1/4"	O025	O222	17.5	8	50.8	43	47	
1FFL-24	2"X12		1.1/2"	O029	O225	17.5	8	60.3	50	49.5	

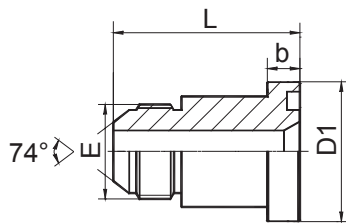


## 1FFS

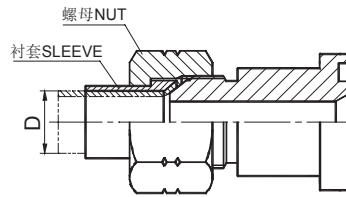
美制ORFS外螺纹O形圈平面  
密封 / 重系列法兰ISO 6162-2  
ORFS MALE O-RING /  
S-SERIES FLANGE ISO 6162-2

代号 PART NO.	螺纹THREAD		法兰型号 FLANGE SIZE	O形圈 O-RING		尺寸 DIMENSIONS					
	E			E端	法兰端FLANGE	A	B	C	D	L	
1FFS-12	1.3/16X12		3/4"	O018	O214	17	8.76	41.3	32	51.8	
1FFS-16	1.7/16"X12		1"	O021	O219	17.5	9.53	47.6	38	57.2	
1FFS-20	1.11/16"X12		1.1/4"	O025	O222	17.5	10.29	54	44	62	
1FFS-24	2"X12		1.1/2"	O029	O225	17.5	12.57	63.5	51	66.8	

# 法兰接头 Flange Fittings



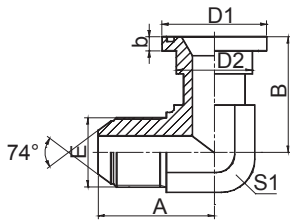
**1JFL**




美制JIC外螺纹74°外锥 / 轻系列法兰ISO 6162-1  
JIC MALE 74° CONE / L-SERIES FLANGE ISO 6162-1

代号 PART NO.	螺纹THREAD		法兰型号 FLANGE SIZE	O形圈 O-RING	尺寸 DIMENSIONS			
	E				b	D1	L	
1JFL-08	3/4"X16		1/2"	O210	6.73	30.2		43.5
1JFL-08-12	3/4"X16		3/4"	O214	6.73	38.1		45.4
1JFL-10-08	7/8"X14		1/2"	O210	6.73	30.2		48
1JFL-10-12	7/8"X14		3/4"	O214	6.73	38.1		48
1JFL-12-08	1.1/16"X12		1/2"	O210	6.73	30.2		49
1JFL-12	1.1/16"X12		3/4"	O214	6.73	38.1		50.5
1JFL-12-16	1.1/16"X12		1"	O219	8	44.4		52.2
1JFL-16-12	1.5/16"X12		3/4"	O214	6.73	38.1		52
1JFL-16	1.5/16"X12		1"	O219	8	44.4		53.4
1JFL-16-20	1.5/16"X12		1.1/4"	O222	8	50.8		52.2
1JFL-20-16	1.5/8"X12		1"	O219	8	44.4		54.5
1JFL-20	1.5/8"X12		1.1/4"	O222	8	50.8		53.1
1JFL-20-24	1.5/8"X12		1.1/2"	O225	8	60.3		56
1JFL-24-20	1.7/8"X12		1.1/4"	O222	8	50.8		56.5
1JFL-24	1.7/8"X12		1.1/2"	O225	8	60.3		59.2
1JFL-24-32	1.7/8"X12		2"	O228	9.53	71.4		60
1JFL-32	2.1/2"X12		2"	O228	9.53	71.4		66.3

注：螺母及衬套需另行订货。管子直径D为公制时，配用螺母及衬套分别选用NB200、NB500。管子直径为英制时，配用螺母及衬套分别选用NB200、NB300。 Note: Nut and sleeve should be ordered separately. The nut NB200 and sleeve NB500 is suitable for metric tube, the nut NB200 and sleeve NB300 is suitable for inch tube.



**1JFL9**



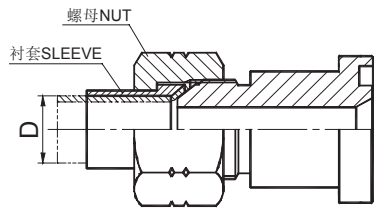
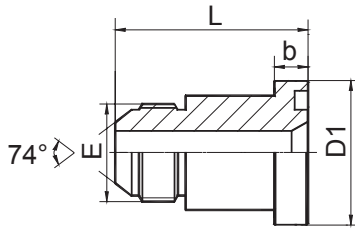
90°弯美制JIC外螺纹74°外锥 / 轻系列法兰ISO 6162-1  
90° ELBOW JIC MALE 74° CONE / L-SERIES FLANGE ISO 6162-1

代号 PART NO.	螺纹THREAD		法兰型号 FLANGE SIZE	O形圈 O-RING	尺寸 DIMENSIONS					
	E				A	B	b	D1	D2	S1
1JFL9-08	3/4"X16		1/2"	O210	32.5	44	6.73	30.2	24	19
1JFL9-08-12	3/4"X16		3/4"	O214	38	54.1	6.73	38.1	31.7	27
1JFL9-10-08	7/8"X14		1/2"	O210	37.5	44	6.73	30.2	24	22
1JFL9-10-12	7/8"X14		3/4"	O214	41	54.1	6.73	38.1	31.7	27
1JFL9-12	1.1/16"X12		3/4"	O214	44.5	54.1	6.73	38.1	31.7	27
1JFL9-12-16	1.1/16"X12		1"	O219	48	60.2	8	44.4	38	33
1JFL9-16	1.5/16"X12		1"	O219	49	60.2	8	44.4	38	33
1JFL9-16-12	1.5/16"X12		3/4"	O214	49	58	6.73	38.1	31.7	33
1JFL9-16-20	1.5/16"X12		1.1/4"	O222	54	66.5	8	50.8	43	41
1JFL9-20	1.5/8"X12		1.1/4"	O222	55.5	66.5	8	50.8	43	41
1JFL9-20-16	1.5/8"X12		1"	O219	55.5	65	8	44.4	38	41
1JFL9-20-24	1.5/8"X12		1.1/2"	O225	60	79.3	8	60.3	50	48
1JFL9-24	1.7/8"X12		1.1/2"	O225	62.5	79.3	8	60.3	50	48
1JFL9-24-20	1.7/8"X12		1.1/4"	O222	62.5	75.5	8	50.8	43	48
1JFL9-24-32	1.7/8"X12		2"	O228	74.5	108	9.53	71.4	62	63
1JFL9-32	2.1/2"X12		2"	O228	80	108	9.53	71.4	62	63

注：螺母及衬套需另行订货。管子直径D为公制时，配用螺母及衬套分别选用NB200、NB500。管子直径为英制时，配用螺母及衬套分别选用NB200、NB300。 Note: Nut and sleeve should be ordered separately. The nut NB200 and sleeve NB500 is suitable for metric tube, the nut NB200 and sleeve NB300 is suitable for inch tube.

M

# 法兰接头 Flange Fittings



## 1JFS

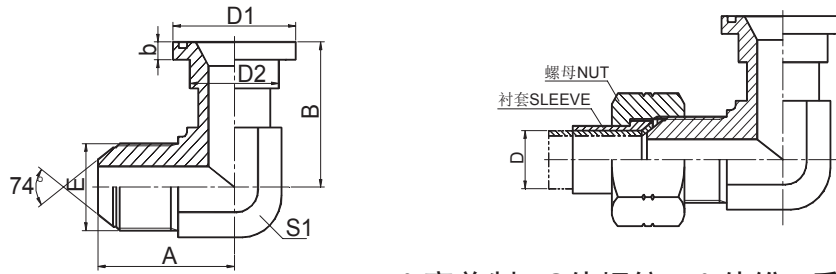
美制JIC外螺纹74° 外锥 / 重系列法兰ISO 6162-2  
JIC MALE 74° CONE / S-SERIES FLANGE ISO 6162-2

代号 PART NO.	螺纹THREAD		法兰型号 FLANGE SIZE	O形圈 O-RING	尺寸 DIMENSIONS				
	E				b	D1	L		
1JFS-08	3/4"X16		1/2"	O210	7.75	31.7		47.5	
1JFS-10-08	7/8"X14		1/2"	O210	7.75	31.7		50	
1JFS-10-12	7/8"X14		3/4"	O214	8.76	41.3		55	
1JFS-12	1.1/16"X12		3/4"	O214	8.76	41.3		56.7	
1JFS-12-16	1.1/16"X12		1"	O219	9.53	47.6		61.5	
1JFS-16-12	1.5/16"X12		3/4"	O214	8.76	41.3		57.8	
1JFS-16	1.5/16"X12		1"	O219	9.53	47.6		62.8	
1JFS-16-20	1.5/16"X12		1.1/4"	O222	10.29	54		67.7	
1JFS-20-16	1.5/8"X12		1"	O219	9.53	47.6		64	
1JFS-20	1.5/8"X12		1.1/4"	O222	10.29	54		68.9	
1JFS-20-24	1.5/8"X12		1.1/2"	O225	12.57	63.5		73.5	
1JFS-24-20	1.7/8"X12		1.1/4"	O222	10.29	54		72	
1JFS-24	1.7/8"X12		1.1/2"	O225	12.57	63.5		76.7	

注：螺母及衬套需另行订货。管子直径D为公制时，配用螺母及衬套分别选用NB200、NB500。管子直径为英制时，配用螺母及衬套分别选用NB200、NB300。Note: Nut and sleeve should be ordered separately. The nut NB200 and sleeve NB500 is suitable for metric tube, the nut NB200 and sleeve NB300 is suitable for inch tube.



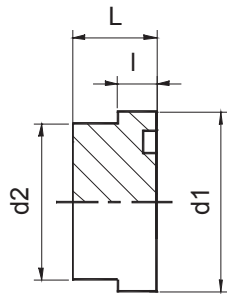
# 法兰接头 Flange Fittings



**1JFS9** 90° 弯美制JIC外螺纹74° 外锥 / 重系列法兰ISO 6162-2  
90° ELBOW JIC MALE 74° CONE / S-SERIES FLANGE ISO 6162-2

代号 PART NO.	螺纹 THREAD		法兰型号 FLANGE SIZE	O 形圈 O-RING	尺寸 DIMENSIONS					
	E				A	B	b	D1	D2	S1
1JFS9-08	3/4"X16		1/2"	O210	32.5	44	7.75	31.7	24	19
1JFS9-10-08	7/8"X14		1/2"	O210	37.5	46	7.75	31.7	24	22
1JFS9-10-12	7/8"X14		3/4"	O214	41	54.1	8.76	41.3	32	27
1JFS9-12	1.1/16"X12		3/4"	O214	44.2	54.1	8.76	41.3	32	27
1JFS9-12-16	1.1/16"X12		1"	O219	48	60.2	9.6	47.6	38	33
1JFS9-16	1.5/16"X12		1"	O219	49	60.2	9.53	47.6	38	33
1JFS9-16-12	1.5/16"X12		3/4"	O214	49	57	8.76	41.3	32	33
1JFS9-16-20	1.5/16"X12		1.1/4"	O222	54	66.5	10.29	54	44	41
1JFS9-20	1.5/8"X12		1.1/4"	O222	55.5	66.5	10.29	54	44	41
1JFS9-20-16	1.5/8"X12		1"	O219	55.5	65	9.53	47.6	38	41
1JFS9-20-24	1.5/8"X12		1.1/2"	O225	59.5	79.3	12.57	63.5	51	48
1JFS9-24	1.7/8"X12		1.1/2"	O225	62.5	79.3	12.57	63.5	51	48
1JFS9-24-20	1.7/8"X12		1.1/4"	O222	62.5	79	10.29	54	44	48

注：螺母及衬套需另行订货。管子直径D为公制时，配用螺母及衬套分别选用NB200、NB500。管子直径为英制时，配用螺母及衬套分别选用NB200、NB300。 Note: Nut and sleeve should be ordered separately. The nut NB200 and sleeve NB500 is suitable for metric tube, the nut NB200 and sleeve NB300 is suitable for inch tube.



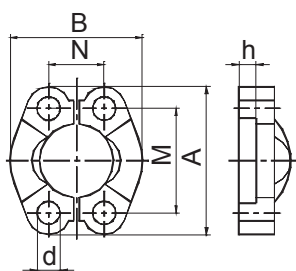
**4FL**  
**4FS**

SAE 法兰堵头  
SAE FLANGE PLUG

代号 PART NO.	法兰型号 FLANGE SIZE	尺寸 DIMENSIONS				压力等级 MPa
		d1	d2	L	l	
3000PSI						
4FL-08	1/2"	30.2	24	16	6.8	34.5
4FL-12	3/4"	38.1	31.5	17	6.8	
4FL-16	1"	44.4	38	17	8	
4FL-20	1.1/4"	50.8	43	17	8	
4FL-24	1.1/2"	60.3	50	19	8	20.7
4FL-32	2"	71.4	62	19	9.6	
4FL-40	2.1/2"	84.1	74	40	9.6	17.2
4FL-48	3"	101.6	90	45	9.6	
4FL-56	3.1/2"	114.3	102	30	11.3	3.4
4FL-64	4"	127	114	36	11.3	
4FL-80	5"	152.4	140	45	11.3	
6000PSI						
4FS-08	1/2"	31.8	24	18	7.8	42
4FS-12	3/4"	41.3	32	18	8.8	
4FS-16	1"	47.6	38	18	9.5	
4FS-20	1.1/4"	54	44	18	10.3	
4FS-24	1.1/2"	63.5	51	20	12.6	
4FS-32	2"	79.4	67	30	12.6	

M

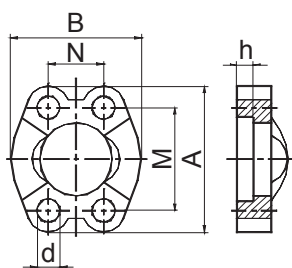
# 法兰接头 Flange Fittings



## FL FS

SAE 对开法兰夹  
SAE SPLIT FLANGE CLAMP

代号 PART NO.	法兰型号 FLANGE SIZE	尺寸 DIMENSIONS							压力等级 MPa
		A	B	d	h	M	N		
3000PSI									
FL-08	1/2"	54	45.6	9	6.2	38.1	17.5	M8X25	34.5
FL-12	3/4"	65	51.8	11	6.2	47.6	22.2	M10X30	
FL-16	1"	70	58.4	11	7.5	52.4	26.2	M10X30	
FL-20	1.1/4"	79	72.6	11	7.5	58.7	30.2	M10X30	27.6
FL-24	1.1/2"	94	82.2	13.5	7.5	69.9	35.7	M12X35	20.7
FL-32	2"	102	96.4	13.5	9	77.8	42.9	M12X35	
FL-40	2.1/2"	114	108.2	13.5	9	88.9	50.8	M12X40	
FL-48	3"	135	130.6	17.5	9	106.4	61.9	M16X50	13.8
6000PSI									
FS-08	1/2"	56	47.2	9	7.2	40.5	18.2	M8X30	42
FS-12	3/4"	71	60	11	8.2	50.8	23.8	M10X35	
FS-16	1"	81	69.6	13.5	9	57.2	27.8	M12X45	
FS-20	1.1/4"	95	77.2	13.5	9.8	66.6	31.8	M12X45	
FS-24	1.1/2"	113	95	17.5	12	79.3	36.5	M16X55	
FS-32	2"	133	113.8	22	12	96.8	44.5	M20X70	



## FL-W FS-W

SAE法兰夹  
SAE FLANGE CLAMP


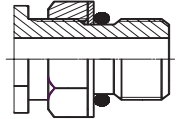
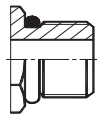
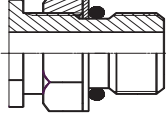


代号 PART NO.	法兰型号 FLANGE SIZE	尺寸 DIMENSIONS							压力等级 MPa
		A	B	d	h	M	N		
3000PSI									
FL-08W	1/2"	54	45.6	9	6.2	38.1	17.5	M8X25	34.5
FL-12W	3/4"	65	51.8	11	6.2	47.6	22.2	M10X30	
FL-16W	1"	70	58.4	11	7.5	52.4	26.2	M10X30	
FL-20W	1.1/4"	79	72.6	11	7.5	58.7	30.2	M10X30	27.6
FL-24W	1.1/2"	94	82.2	13.5	7.5	69.9	35.7	M12X35	20.7
FL-32W	2"	102	96.4	13.5	9	77.8	42.9	M12X35	
FL-40W	2.1/2"	114	108.2	13.5	9	88.9	50.8	M12X40	
FL-48W	3"	135	130.6	16.75	9	106.4	61.9	M16X50	13.8
6000PSI									
FS-08W	1/2"	56	47.2	9	7.2	40.5	18.2	M8X30	42
FS-12W	3/4"	71	60	11	8.2	50.8	23.8	M10X35	
FS-16W	1"	81	69.9	13.5	9	57.2	27.8	M12X45	
FS-20W	1.1/4"	95	77.2	13.5	9.8	66.6	31.8	M14X50	
FS-24W	1.1/2"	113	95	17.5	12	79.3	36.5	M16X55	
FS-32W	2"	133	113.8	22	12	96.8	44.5	M20X70	

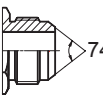

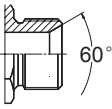
## 附加资料 Information

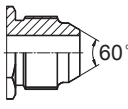
接头工作压力表 Working Pressure .....	N-1
油口型式及尺寸 Port Type And Dimension .....	N-3
接头概述及装配说明 Fittings and Fittings Assembly Instructions .....	N-10
硬管管路的正确布置 Routing of Tube Lines .....	N-15
螺纹扭矩建议表 Recommended Thread Torque .....	N-18
密封件 Seal .....	N-19
单位转换表 Conversion Factor .....	N-21
型号索引 Part NO. Index .....	N-22

接头工作压力表 Working Pressure

压力单位为 PRESSURE UNIT MPa

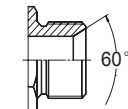
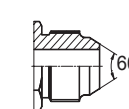
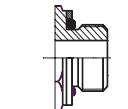
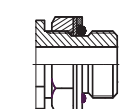
螺纹 Thread						
	公制外螺纹O形圈密封重系列 Metric Male O-Ring S-Series	公制外螺纹O形圈密封可调柱端重系列 Metric Male O-Ring Adjustable Stud End S-Series	公制外螺纹O形圈密封轻系列 Metric Male O-Ring L-Series	公制外螺纹O形圈密封可调柱端轻系列 Metric Male O-Ring Adjustable Stud End L-Series	公制外螺纹弹性密封柱端轻系列 (E型) Metric Male Captive Seal L-Series	公制外螺纹弹性密封柱端重系列 (E型) Metric Male Captive Seal S-Series
M8X1	63	40	40	31.5	-	-
M10X1	63	40	40	31.5	25	-
M12X1.5	63	40	40	31.5	25	63
M14X1.5	63	40	40	31.5	25	63
M16X1.5	63	40	31.5	25	25	63
M18X1.5	63	40	31.5	25	25	63
M20X1.5	-	-	-	-	-	63
M22X1.5	-	-	-	-	16	40
M22X1.5	63	40	31.5	25	-	-
M26X1.5	-	-	-	-	16	-
M27X2	40	40	20	16	-	40
M30X2	40	40	20	16	-	-
M33X2	-	-	-	-	10	40
M33X2	40	31.5	20	16	-	-
M42X2	25	25	20	16	-	-
M42X2	-	-	-	-	10	25
M48X2	25	20	20	16	10	25
M60X2	25	16	16	10	-	-

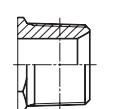
螺纹 Thread			
	公制外螺纹74°锥密封 Metric Male 74°Cone	公制外螺纹O形圈密封 Metric Male O-Ring	公制外螺纹60°锥密封 Metric Male 60° Cone Seat
M10X1	35	-	-
M10X1	35	-	-
M12X1.25	-	63	-
M12X1.5	35	-	-
M14X1.5	35	63	34.5
M16X1.5	25	63	-
M18X1.5	25	63	34.5
M22X1.5	20	63	34.5
M24X1.5	20	-	-
M27X1.5	20	40	-
M27X2	-	-	27.5
M30X2	20	-	-
M30X1.5	-	40	-
M33X2	16	-	20.5
M36X2	16	-	-
M36X2	-	40	-
M39X2	12.5	-	-
M39X2	-	25	-
M42X2	12.5	-	17
M42X2	-	25	-
M45X2	10	-	-
M45X2	-	25	-
M52X2	-	25	-
M60X2	-	25	-
M64X2	-	25	-

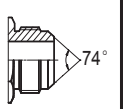
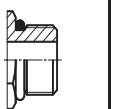
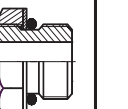
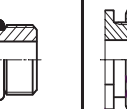
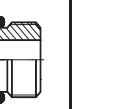
螺纹 Thread	
	日本公制外螺纹60°锥密封 JIS Metric Male 60° Cone
M12X1.5	34.5
M14X1.5	34.5
M16X1.5	34.5
M18X1.5	34.5
M20X1.5	34.5
M22X1.5	34.5
M24X1.5	27.5
M27X1.5	27.5
M30X1.5	20.5
M33X1.5	20.5
M36X1.5	17
M42X1.5	17

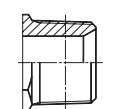
N

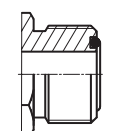
# 附加资料 Information

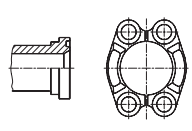
螺纹 Thread				
	英管外螺纹 60°锥面密封 BSP Male 60° Cone Seat	日本英管外 螺纹60°锥面 密封 JIS GAS Male 60° Cone	英管外螺纹O 形圈密封 BSP Male O-Ring	英管外螺纹O 形圈密封可 调柱端 BSP Male O-Ring Adjustable Stud End
G1/8"X28	34.5	34.5	40	31.5
G1/4"X19	34.5	34.5	40	31.5
G3/8"X19	34.5	34.5	31.5	25
G1/2"X14	34.5	34.5	31.5	25
G3/4"X14	27.5	27.5	20	16
G1"X11	20.5	20.5	20	16
G1.1/4"X11	17	17	20	16
G1.1/2"X11	10.5	10.5	20	16
G2"X11	10.5	10.5	16	10

螺纹 Thread	
	英锥管外 螺纹 BSPT Male
R1/8"X28	34.5
R1/4"X19	34.5
R3/8"X19	34.5
R1/2"X14	34.5
R3/4"X14	27.5
R1"X11	20.5
R1.1/4"X11	17
R1.1/2"X11	10.5
R2"X11	10.5

螺纹 Thread					
	美制JIC 74° 锥密封 JIC 74° Cone	美制外螺纹O 形圈密封重系列 SAE Male O-Ring S-Series	美制外螺纹O 形圈密封可调 柱端重系列 SAE Male O-Ring Adjustable Stud End S-Series	美制外螺纹O 形圈密封轻系列 SAE Male O-Ring L-Series	美制外螺纹O 形圈密封可调 柱端轻系列 Metric Male O-Ring Adjustable Stud End L-Series
5/16"X24	34.5	-	-	31.5	31.5
3/8"X24	34.5	63	40	31.5	31.5
7/16"X20	34.5	63	40	31.5	31.5
1/2"X20	34.5	63	40	31.5	31.5
9/16"X18	34.5	63	40	31.5	25
3/4"X16	31	63	40	31.5	25
7/8"X14	24	63	40	25	20
1.1/16"X12	24	40	40	25	20
1.3/16"X12	21	40	40	20	16
1.5/16"X12	21	40	31.5	20	16
1.5/8"X12	17	25	25	16	12.5
1.7/8"X12	14	25	20	16	12.5
2.1/2"X12	10.5	-	-	12.5	10

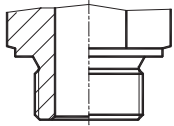
螺纹 Thread	
	美制布锥管 外螺纹 NPT Male
Z1/8"X27	34.5
Z1/4"X18	27.5
Z3/8"X18	21
Z1/2"X14	21
Z3/4"X14	17
Z1"X11.5	14
Z1.1/4"X11.5	8
Z1.1/2"X11.5	7

螺纹 Thread	
	美制ORFS外螺纹 O形圈密封 ORFS Male O-Ring
9/16"X18	63
11/16"X16	63
13/16"X16	63
1"X14	40
1.3/16"X12	40
1.7/16"X12	40
1.11/16"X12	25
2"X12	25

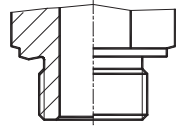
SAE 法兰 规格 SAE Flange Size				
	使用中等强 度螺栓 轻系列 Mid-Strength Bolt L-Series	使用高强度 螺栓 轻系列 High-Strength Bolt L-Series	使用中等强 度螺栓 重系列 Mid-Strength Bolt S-Series	使用高强度 螺栓 重系列 High-Strength Bolt S-Series
1/2"	35	35	35	40
3/4"	35	35	35	40
1"	25	31.5	35	40
1.1/4"	20	25	35	40
1.1/2"	20	20	35	40
2"	16	16	35	40

## 油口型式及尺寸 Port Type And Dimension

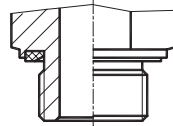
1 ISO 9974-1公制螺纹油口及相配柱端 ISO 9974-1 metric thread port and mating stud end



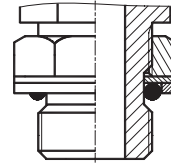
A型柱端  
Type A



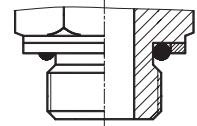
ISO 9974-3 B型柱端  
ISO 9974-3 Type B



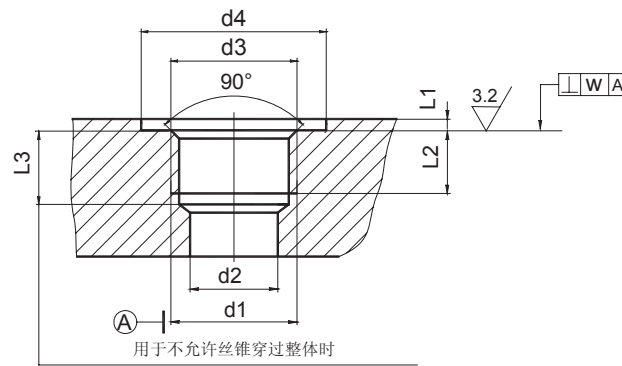
ISO 9974-2 E型柱端  
ISO 9974-2 Type E



O形圈密封  
O-Ring Seal



O形圈密封  
O-Ring Seal



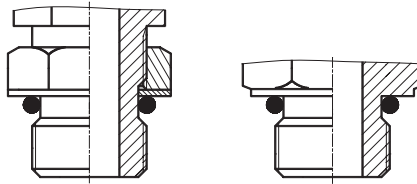
ISO 9974-1油口 ISO 9974-1 Port

油口尺寸 Port Dimensions mm

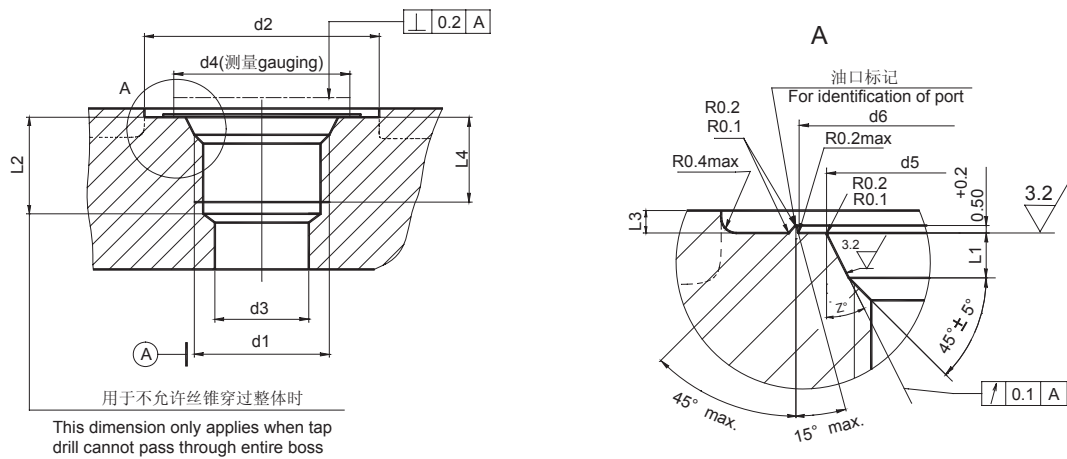
螺纹 Thread d1	d2 参考ref.	d3		d4 min.	L1 max.	L2 min.	L3 min.	w
		尺寸nom.	公差tol.					
M8X1	3	8	0, +0.2	13	1	8	10	0.1
M10X1	4.5	10	0, +0.2	15	1	8	10	0.1
M12X1.5	6	12	0, +0.2	18	1.5	12	15	0.1
M14X1.5	7	14	0, +0.2	20	1.5	12	15	0.1
M16X1.5	9	16	0, +0.2	23	1.5	12	15	0.1
M18X1.5	11	18	0, +0.2	25	2	12	15	0.1
M20X1.5	10	20	0, +0.2	27	2	14	17	0.1
M22X1.5	14	22	0, +0.2	28	2.5	14	17	0.1
M26X1.5	18	26	0, +0.2	33	2.5	16	19	0.2
M27X2	16	27	0, +0.2	33	2.5	16	20	0.2
M33X2	23	33	0, +0.3	41	2.5	18	22	0.2
M42X2	30	42	0, +0.3	51	2.5	20	24	0.2
M48X2	36	48	0, +0.3	56	2.5	22	36	0.2

N

2 ISO 6149-1公制螺纹油口及相配柱端 ISO 6149-1 metric thread port and mating stud end



ISO 6149-2、ISO 6149-3柱端  
ISO 6149-2、ISO 6149-3 stud end

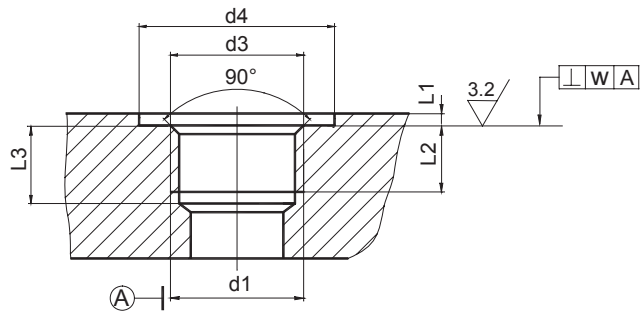


ISO 6149-1油口 ISO 6149-1 Port

油口尺寸 Port Dimensions mm

螺纹 Thread d1	d2		d3 参考 ref.	d4	d5 +0.1 0	d6 +0.5 0	L1 +0.4 0	L2 min.	L3 max.	L4 min.	Z° ±1°	O形圈 O-RING
	min. 1)	min 2)										
M8X1	17	14	3	12.5	9.1	14	1.6	11.5	1	10	12	6.1X1.6
M10X1	20	16	4.5	14.5	11.1	16	1.6	11.5	1	10	12	8.1X1.6
M12X1.5	23	19	6	17.5	13.8	19	2.4	14	1.5	11.5	15	9.3X2.2
M14X1.5	25	21	7.5	19.5	15.8	21	2.4	14	1.5	11.5	15	11.3X2.2
M16X1.5	28	24	9	22.5	17.8	24	2.4	15.5	1.5	13	15	13.3X2.2
M18X1.5	30	26	11	24.5	19.8	26	2.4	17	2	14.5	15	15.3X2.2
M20X1.5	32	27	--	25.5	21.8	27	2.4	--	2	14.5	15	17.3X2.2
M22X1.5	34	29	14	27.5	23.8	29	2.4	18	2	15.5	15	19.3X2.2
M27X2	40	34	18	32.5	29.4	34	3.1	22	2	19	15	23.6X2.9
M33X2	49	43	23	41.5	35.4	43	3.1	22	2.5	19	15	29.6X2.9
M42X2	60	52	30	50.5	44.4	52	3.1	22.5	2.5	19.5	15	38.6X2.9
M48X2	66	57	36	55.5	50.4	57	3.1	25	2.5	22	15	44.6X2.9
M60X2	76	67	44	65.5	62.4	67	3.1	27.5	2.5	24.5	15	56.6X2.9

3 DIN 3852英管螺纹油口及相配柱端 DIN 3852 BSP thread port and mating stud end

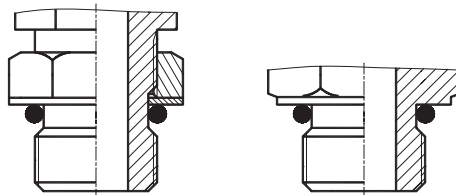


DIN 3852油口 DIN 3852 Port

油口尺寸 Port Dimensions mm

螺纹 Thread d1	d3		d4 +0.4 0		L1 max.	L2 min.	L3 min.	w
			B、E型柱端 Type B,E	其它 Others				
G1/8X28	9.8	0,+0.2	15	19	1	8	13	0.1
G1/4X19	13.2	0,+0.2	19	25	1.5	12	18.5	0.1
G3/8X19	16.7	0,+0.2	23	28	2	12	18.5	0.1
G1/2X14	21	0,+0.2	27	34	2.5	14	22	0.1
G3/4X14	26.5	0,+0.2	33	42	2.5	16	24	0.2
G1X11	33.3	0,+0.3	40	47	2.5	18	27	0.2
G1.1/4X11	42	0,+0.3	50	58	2.5	20	29	0.2
G1.1/2X11	47.9	0,+0.3	56	65	2.5	22	31	0.2
G2X11	59.7	0,+0.3	69	76	3	24	33	0.2

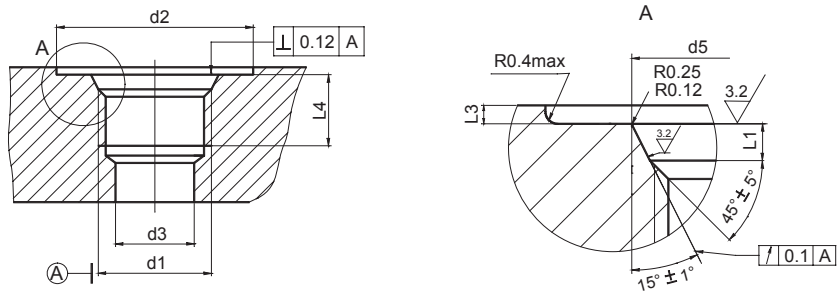
4 BS 5380英管螺纹油口及相配柱端 BS 5380 BSP thread port and mating stud end



BS 5380柱端 BS 5380 stud end

N



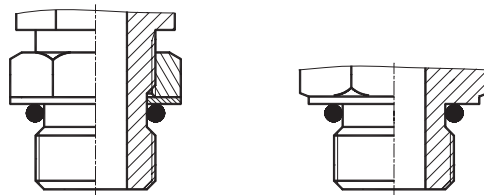


BS 5380油口 BS 5380 Port

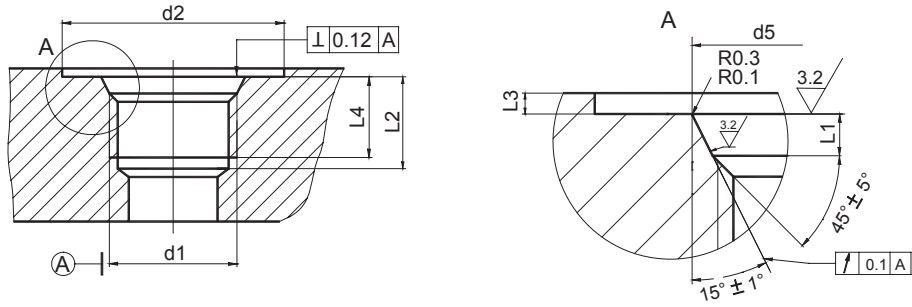
油口尺寸 Port Dimensions mm

螺纹 Thread d1	d2 min.	d3 max.	d5 +0.12 0	L1 +0.4 0	L3 max.	L4 min.	O形圈 O-RING
G1/8X28	15	14	11.24	1.3	0.6	10.5	8.1X1.6
G1/4X19	19	18	14.16	1.2	0.6	11.0	10.1X1.6
G3/8X19	23	22	18.86	1.9	0.6	12.5	13.6X2.4
G1/2X14	27	26	22.40	1.9	0.8	15.0	17.6X2.4
G5/8X14	31	30	26.00	2.4	0.8	16.3	19.5X3.0
G3/4X14	33	32	28.92	2.4	1.1	16.3	22.5X3.0
G1X11	40	39	35.50	2.4	1.1	19.1	29.5X3.0
G1.1/4X11	50	49	43.56	2.4	1.1	21.4	36.5X3.0
G1.1/2X11	56	55	49.42	2.4	1.1	22.5	42.5X3.0
G2X11	69	68	61.42	2.4	1.1	25.7	54.5X3.0

5 JIS B 2351英管螺纹油口及相配柱端 JIS B 2351 BSP thread port and mating stud end



JIS B 2351 柱端 JIS B 2351 stud end

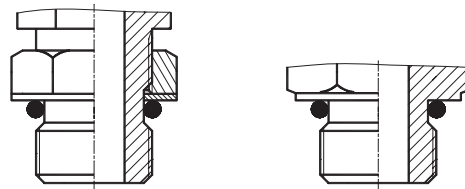


JIS B 2351 油口 JIS B 2351 Port

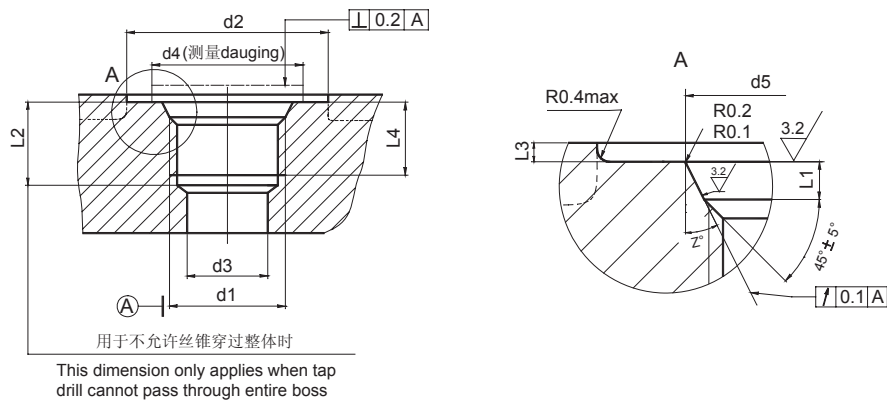
油口尺寸 Port Dimensions mm

螺纹 Thread d1	d2 ± 0.3	d5 + 0.1 0	L1 + 0.4 0	L2 min.	L3 max.	L4 min.	O形圈 O-RING
G1/8X28	18	11.6	2	15	1	10	7.8X1.9
G1/4X19	24	15.6	2.5	18	1.5	12	10.8X2.4
G3/8X19	28	18.6	2.5	18	2	12	13.8X2.4
G1/2X14	34	22.6	2.5	24	2.5	16	17.8X2.4
G3/4X14	45	29.8	3.5	25	2.5	17	22.1X3.5
G1X11	51	35.8	3.5	30	2.5	21	28.7X3.5
G1.1/4X11	62	44.8	3.5	30	2.5	21.4	37.7X3.5
G1.1/2X11	68	50.8	3.5	30	2.5	21.4	43.7X3.5

6 ISO 11926-1美制螺纹油口及相配柱端 ISO 11926-1 SAE thread port and mating stud end



ISO 11926-2、ISO 11926-3美制螺纹柱端  
ISO 11926-2、ISO 11926-3 SAE thread stud end

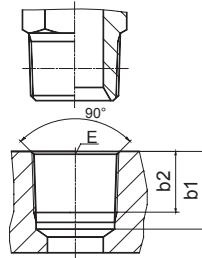


ISO 11926-1美制螺纹油口  
ISO 11926-1 SAE thread port

油口尺寸 Port Dimensions mm

螺纹 Thread d1	d2 min.	d3 参 考 ref.	d4 min.	d5 ±0.05	L1 +0.4 0	L2 min.	L3 max.	L4 min.	Z° ±1°	O形圈 O-RING
5/16"X24	17	2.5	11	9.15	1.9	12	1.6	10	12	6.07X1.63
3/8"X24	19	3.5	13	10.75	2.4	12	1.6	10	12	7.65X1.63
7/16"X20	21	4.5	15	12.45	2.4	14	1.6	11.5	12	8.92X1.83
1/2"X20	23	6	16	14.05	2.5	14	1.6	11.5	12	10.52X1.83
9/16"X18	25	7.5	18	15.70	2.5	15.5	2.4	12.7	15	11.89X1.98
3/4"X16	30	10	22	20.65	2.5	17.5	2.4	14.3	15	16.36X2.21
7/8"X14	34	12.5	26	24	3.3	20	2.4	16.7	15	19.18X2.46
1.1/16"X12	41	16	32	29.2	3.3	23	2.4	19	15	23.47X2.95
1.3/16"X12	45	18	35	32.4	3.3	23	2.4	19	15	26.62X2.95
1.5/16"X12	49	21	38	35.55	3.3	23	3.2	19	15	29.74X2.95
1.5/8"X12	58	27	48	43.55	3.3	23	3.2	19	15	37.46X3.00
1.7/8"X12	65	33	54	49.9	3.3	23	3.2	19	15	43.69X3.00
2.1/2"X12	88	45	70	65.75	3.3	23	3.2	19	15	59.36X3.00

7 锥管螺纹油口 Taper Thread Port

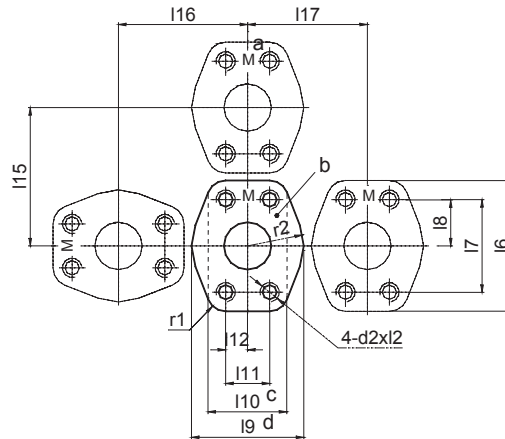


锥管螺纹油口 Taper Thread Port

油口尺寸 Port Dimensions mm

螺纹 Thread E	b1 min.	b2 min.	
英锥管螺纹 BSPT Thread	R1/8x28	9.5	7.5
	R1/4x19	13.5	11
	R3/8x19	14	11.5
	R1/2x14	17.5	15
	R3/4x14	19	16.5
	R1x11	22.5	19.5
	R1.1/4x11	24.8	21.5
	R1.1/2x11	24.8	21.5
	R2x11	29.5	26
布锥管螺纹 NPT Thread	Z1/8x27	10	7.8
	Z1/4x18	14	11.8
	Z3/8x18	14	11.8
	Z1/2x14	18	15.5
	Z3/4x14	18.5	16
	Z1x11.5	22.5	19.5
	Z1.1/4x11.5	24	20.5
	Z1.1/2x11.5	24	20.5
	Z2x11.5	25	21.5

8 ISO 6162法兰油口 ISO 6162 Flange Port



- a 公制螺纹油口标记  
Metric Thread Port Mark.
- b 油口表面粗糙度Ra3.2  
Port Roughness Ra 3.2.
- c 法兰衬垫最小宽度  
Flange Washer Min. Width.
- d 建议法兰衬垫宽度  
Recommended Flange Washer Width.

ISO 6162-1、ISO 6162-2法兰油口 ISO 6162-1、ISO 6162-2 Flange Port

ISO 6162-1法兰油口尺寸 ISO 6162-1 Flange Port Dimensions (3.5MPa-35MPa)

法兰规格 Flange Size	d2	l2 min.	l6		l7 ±0.25	l8 ±0.25	l9 ±0.8	l10 min.	l11 ±0.25	l12 ±0.25	l15 min.	l16 min.	l17 min.	r1 ±0.4	r2 ±0.8
			max.	min.											
-08 1/2"	M8	14	54.9	53.1	38.1	19.05	46	33	17.5	8.75	56	52	49	8	23
-12 3/4"	M10	18	65.8	64.3	47.6	23.8	52	41	22.3	11.15	68	61	55	9	26
-16 1"	M10	18	70.6	69.1	52.4	26.2	59	48	26.2	13.1	72	67	61	9	29
-20 1.1/4"	M10	22	80.3	78.5	58.7	29.35	73	54	30.2	15.1	82	78	75	10	37
-24 1.1/2"	M12	22	94.5	93.0	69.9	34.95	83	64	35.7	17.85	96	90	85	12	41
-32 2"	M12	22	103.1	100.1	77.8	38.9	97	76	42.9	21.45	104	102	99	12	49

ISO 6162-2法兰油口尺寸 ISO 6162-1 Flange Port Dimensions (35MPa-40MPa)

法兰规格 Flange Size	d2	l2 min.	l6		l7 ±0.25	l8 ±0.25	l9 ±0.8	l10 min.	l11 ±0.25	l12 ±0.25	l15 min.	l16 min.	l17 min.	r1 ±0.4	r2 ±0.8
			max.	min.											
-08 1/2"	M8	16	57.2	55.6	40.5	20.25	48	38	18.2	9.1	59	56	53	8	24
-12 3/4"	M10	18	72.1	70.6	50.8	25.4	60	48	23.8	11.9	75	70	66	10	30
-16 1"	M12	23	81.8	80.3	57.2	28.6	70	54	27.8	13.9	84	80	75	12	35
-20 1.1/4"	M12	20	96.0	94.5	66.6	33.3	78	60	31.8	15.9	99	90	83	14	39
-24 1.1/2"	M16	27	114.3	111.3	79.3	39.65	95	70	36.5	18.25	116	108	101	17	48
-32 2"	M20	35	134.9	131.8	96.8	48.4	114	86	44.5	22.25	137	128	120	18	57

N

接头概述及装配说明

Fittings And Fittings Assembly Instructions

接头表面处理

1. 表面镀锌处理：中性盐雾实验76小时无白锈，120小时无红锈。  
1. Surface galvanizing treatment: no white rust after 76 hours of neutral salt spray test, no red rust after 120 hours
2. 表面镀锌镍合金处理：中性盐雾实验500小时无白锈，800小时无红锈。  
2. Surface zinc nickel alloy treatment: no white rust after neutral salt spray test for 500 hours, no red rust after 800 hours

O形圈平面密封接头  
O-RING FACE SEAL FITTINGS

O形圈平面密封接头概述 O-RING FACE SEAL FITTINGS INSTRUCTIONS

- O形圈平面密封的基本结构可以有两种，第一种为：由接头体、O形圈、螺母、接管组成，接管与系统管路中的钢管焊接连接，如图1所示。第二种为：由接头体、O形圈、螺母、衬套组成，管子被翻边成90°，如图2所示。使用图1所示的基本结构时，须保证焊接的质量。

The fitting has two types. The first type consists of a body, an O-ring, a nut and the weld tube. The weld tube is brazed with the system steel tube, see Fig.1. The second type consists of a body, an O-ring, a nut and a sleeve. As shown in Fig.2, the tube is flanged to 90°. When used as Fig.1, the quality of weld is very important.

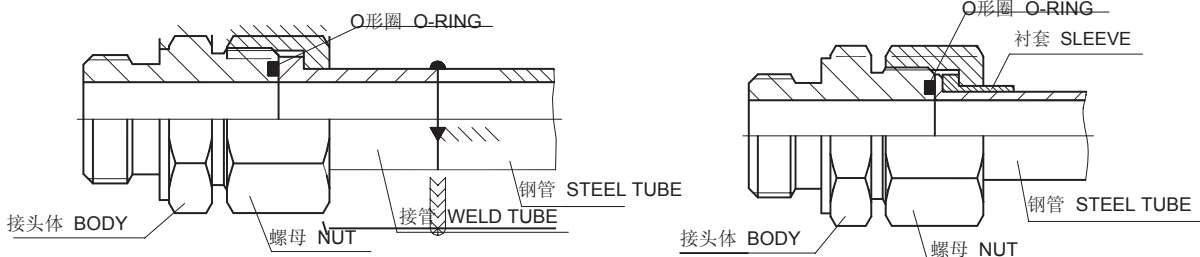


图1 Fig.1

图2 Fig.2

- O形圈平面密封能很好的适用于高压系统，如使用硬度为N90的O形圈，能有更好的密封作用，更有效的防止泄漏。由于使用O形圈密封，因此使用的温度范围受O形圈材质的影响。  
O-ring face seal fittings are suit for high pressure system. If the hardness of O-ring is N90, the sealing will better, and be good for preveting leakage.
- O形圈平面密封接头的连接螺纹有两种：公制螺纹，美制ORFS螺纹。  
The O-ring face seal fitting has two connected thread:metric thread and ORFS thread.
- O形圈密封槽的结构有三种，见图3、4、5。其中3结构能保持O形圈在安装时或垂直倒置时不掉下，方便安装；负压时O形圈不会被吸入油路。4结构则不具备3结构的前一优点。5结构既不具备3结构的前一优点，而且负压时会被吸入油路。

As shown in Fig.3, Fig.4 and Fig.5, the O-ring seal groove has three types. The advantage of type Fig.3. It is very convenience for installation, when put the groove adown O-ring could be held in the groove and not drop; The O-ring could not enter the hydraulic system when the pressure is negative. The type Fig.4 has only the later adavantage of the type Fig.3. The type Fig.5 has no above adawantage.

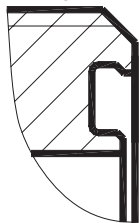


图3 Fig.3

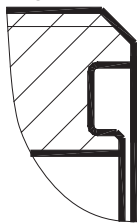


图4 Fig.4

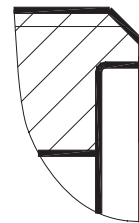


图5 Fig.5

- 对公制螺纹的O形圈槽如需按JB标准生产时，为图5的结构。本公司建议选用图3结构，用户可在订货时用文字说明。对美制ORFS螺纹的O形圈槽，本公司全部采用图3结构生产，不生产图4或图5结构。

For metric thread O-ring groove JB standard is type Fig.5, but we suggest that the type Fig.3 should be chosen and make a annotation when order. For ORFS O-ring groove, we produce as type Fig.3 only.

## O形圈平面密封接头安装 O-RING FACE SEAL FITTINGS ASSEMBLY INSTRUCTIONS

### ● 安装 Assembly

- 1 对图1的基本结构，在安装前应先垂直锯下钢管（ $\pm 1^\circ$ 以内），去掉内外径毛刺，并去油及氧化物，套上螺母后再焊接。对图2的基本结构，在垂直锯下后用专用设备将管端翻边成 $90^\circ$ ，且尺寸D应在D1和D2之间，见图6。  
As shown in Fig.1, the tube end is cut squarely (within  $\pm 1^\circ$ ) before assembled, deburr the O.D. and I.D. of the tube, remove all oil and oxide, weld after put the nut. As shown in Fig.2, the tube is flanged to  $90^\circ$  with special equipment after cut, diameter D should fall between diameter D1 and D2, see Fig.6.

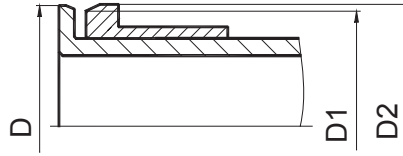


图6 Fig.6

- 2 如果接头体未放置O形圈，则应先放好O形圈。 The fitting body should be installed O-ring firstly.
- 3 按图1或图2，将接管或钢管翻边压住接头体O形圈，用手拧紧螺母，再用扭矩扳手按扭矩建议表表紧；如无扭矩扳手，可用普通扳手再拧紧1/4到1/2圈。  
As shown in Fig.1 or Fig.2, place tube assembly against the fitting body so that the flat face of the weld tube (or flanged steel tube) comes in full contact with the O-ring. Tighten the nut onto the fitting body by hand, then tighten it to the recommended torque with a torque wrench. If torque wrenches are not available, tighten  $1/4$  to  $1/2$  turn with general wrench.

### ● 重复安装 Reassembly

由于是平面密封型式且与安装力垂直，在安装过程中O形圈可能会扭曲，因此每次重复安装时，应检查O形圈有无损坏，必要时需更换。

Because the sealing surfaces are flat and perpendicular to the installation force, the O-ring may be distorted during assembly. The O-ring should be inspected at each disassembly and replaced when necessary.

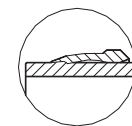
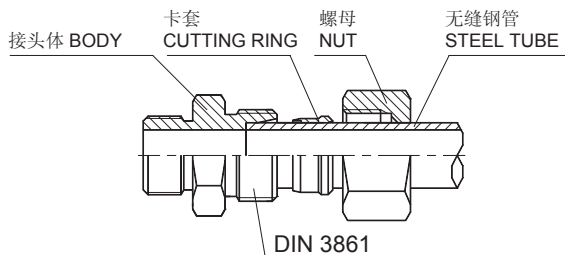
### ● 泄漏原因 Leakage reason

- 1 O形圈未正确的安放在O形圈槽内。 The O-ring is installed in the face seal groove improperly.
- 2 O形圈有损伤或损坏。 The O-ring is damaged.
- 3 接头密封面、接管或翻边有凹坑或其他影响密封的缺陷。The sealing surface, the weld tube or the flange are not flat, or have another fault affecting sealing.
- 4 翻边过大或过小，不能压住O形圈。 The flange is too large or too small that the O-ring can't be compressed.
- 5 O形圈材质不适用于工作温度。The O-ring material is not suit for working temperature.
- 6 O形圈硬度不够。 The O-ring hardness is not enough.
- 7 连接螺母松开。The connected nut is loosen.

## 卡套接头 BITE TYPE TUBE FITTINGS

### 卡套接头概述 BITE TYPE TUBE FITTINGS INSTRUCTIONS

卡套管接头由三部分组成：接头体、卡套、螺母。当卡套和螺母套在钢管上插入接头体后，旋紧螺母时，卡套前端外侧与接头体锥面贴合，内刃均匀地咬入无缝钢管，形成有效密封。见图7。



卡套装在管子上  
Cutting ring bite the tube

图7 Fig.7

24° 锥的W型柱端按DIN 3861标准。卡套采用双刃卡套。

通常情况接头体和螺母表面镀锌处理。接头适用的工作压力最高可达63MPa，无缝钢管外径最大为42mm。

Bite type fitting consists of three parts: body, cutting ring and nut. When tightening nut, cutting ring is driven forward on the tube then bites the tube with the edge of cutting ring, this is how sealing is achieved and results in internal ridge inside the tube. See Fig-7. The tube connection side of fitting is manufactured in accordance with standard: DIN 3861. In general, body and nuts' surface is plated zinc. Bite type fitting can be used in system with Max 63MPa. The connection tube OD is Max 42mm.

### 卡套接头的装配 BITE TYPE TUBE FITTINGS ASSEMBLY INSTRUCTIONS

#### ● 安装 Assembly

- 1 锯下合适长度的无缝钢管，去除端口处毛刺。管子端面要与轴线垂直，角度公差不大于0.5°。如果管子需要折弯，则从管子端面至弯曲部位的直线段长度不能少于三倍螺母长度。

Cut the tube at right angle and de-burr inside and outside of tube end. Minimum straight length of tube from the starting point of tube bend to the tube end may be 3 times height of the nut.

- 2 把螺母和卡套套在无缝钢管上。注意螺母和卡套的方向，不要装反了。

Set a nut and cutting ring on the tube. Make sure the cutting ring and the nut are facing the fitting.

- 3 在预装配接头体螺纹和卡套上涂上润滑油，把管子插入接头体，（管子一定要插到底）用手旋紧螺母。

Lubricate the pre-assembly fitting body threads and cutting ring. Insert tube end into fitting body until it is firmly seated on bottom (fitting shoulder) and hand-tighten the nut.

- 4 拧紧螺母直至卡套卡住管子，这个转折点可以通过拧紧力矩的增加感觉到(压力点)。

Tighten nut until ferrule grips tube which is felt by a noticeable increase in torque (increase in force).

- 5 达到压力点后，再将压紧螺母拧紧1/2圈。 Tighten nut 1/2 of a turn after increase in force.

- 6 将预装配接头体拆下，检查卡套刃边的嵌入情况，可见的突起带必须填满卡套端面的空间。卡套可以稍旋转，但不能轴向推移。

Disassembly the pre-assembly fitting body .Check penetration of cutting edge.A visible ring of material should fill the space in front of the profile ring end face. Profile ring may turn on tube,but should not be capable of axial displacement.

- 7 最终安装，将实际安装中的接头体的螺纹涂上润滑油、压紧螺母与之配合拧至可感觉到的拧紧力增加为止.接着再拧紧1/2圈安装完毕。

Lubricate the fitting body to be subsequently installed.Tighten nut until a noticeable increase in force is required.Tighten nut by 1/2 of a turn beyond this point for final assembly.

#### ● 重复安装 Reassembly

所有的卡套接头都可以多次重装，但要保证零件无损坏且清洁。

Fitting can be used many times. To ensure this, parts must be clean and free of defects.

- 1 把管子插入接头体直至卡套贴紧接头体内锥面，用手拧紧螺母。

Insert the tube into fitting body until cutting ring seats firmly in the fitting and hand-tighten the nut.

- 2 用扳手拧紧螺母，直至拧紧力矩急剧增大，再拧紧1/4至1/2圈即可。

Tighten the nut with a wrench by holding the fitting body with a backup wrench until a sharp rise in torque is felt. Further tighten the nut 1/4 to 1/2 turn.

#### ● 检查 Checking up the bite condition

可拆下管子检查装配是否合乎要求：卡套端部的管子上应该有均匀的轻微凸起。卡套不能前后滑动，但允许有轻微转动。

All bite type fitting must be disassembled prior to service to check up if small ridge inside the tube is completely formed around front edge of cutting ring. Otherwise tighten slightly more to have it. Cutting ring may rotate on the tube that doesn't mean wrong installation. The cutting ring shall be refitted once the nut is retightened.

#### ● 泄漏原因 Leakage reason

- 1 管子没插到底。 When the tube is not fully bottomed.
- 2 螺母没有拧紧。 When the nut is not tightened enough.
- 3 管子外表刮伤或管子不圆。 When the tube is of scratches or oval.
- 4 管子太硬。 When the tube is extremely hard.

## 扩口式接头 FLARED TUBE FITTINGS

### 扩口式接头概述 FLARED TUBE FITTINGS INSTRUCTIONS

- 扩口式管接头采用图8的结构型式，由三部分组成：接头体、衬套、螺母。钢管端口扩口角为37°。使用时钢管的37°扩口角紧压在接头体的锥面上，形成金属密封。使用衬套能吸收并减少管路振动和管子疲劳，并且拧紧螺母时，钢管不会跟着转动。

As shown in Fig.8, the fitting consists of three pieces: the body, sleeve and nut. The tube end is flared at a 37° angle and held between the fitting nose and the sleeve with the nut, providing a metal to metal seal between the fitting nose and the tube flare. The advantage of sleeve is reducing vibration and fatigue of tube, the steel tube will not turn when tighten the nut.

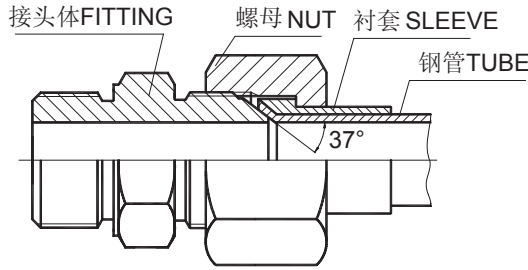


图 8 Fig.8

- 扩口式管接头的连接螺纹有两种：公制螺纹，美制JIC螺纹。  
The flared tube fitting has two connected thread: metric thread and JIC thread.
- 扩口式管接头安装方便，不用焊接，广泛用于中低压管路系统。由于是金属对金属的硬密封，因此适用温度范围大。  
It is easy to assemble without weld. It is especially suited for low and medium pressure systems. As metal to metal seal, it allows wide operating temperature range.

### 扩口式接头安装 FLARED TUBE FITTINGS ASSEMBLY INSTRUCTIONS

#### ● 安装 Assembly

- 1 在安装前应先垂直锯下钢管（±1°以内），去掉内外径毛刺，清除脏物，需要时套上衬套、螺母后在专用设备上扩口。且尺寸D应在D1和D2之间，见图9。

Cut tube reasonably square (within +/- 1°), deburr the I.D. and O.D. of the tube, remove the dirt. Set a nut and sleeve on the tube, the tube is flared with special equipment, diameter D should fall between diameter D1 and D2, see Fig.9.

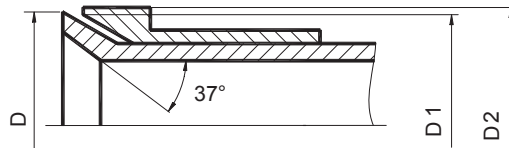


图 9 Fig.9

- 2 扩口式管接头半数以上的泄漏是由于扩口或安装不当引起的。安装时应使钢管、扩口轴线与接头体锥面轴线同心。  
Over half of the leakage with flared fittings is caused by improper flaring or installation. When assembled, the axis of the tube, the tube flare and the fitting nose should be concentric.
- 3 将管子扩口面与接头体锥面对准贴紧后，用手拧紧螺母，再用扭矩扳手按扭矩建议表扳紧；如无扭矩扳手，可用普通扳手再拧紧1到2圈，一般大规格1圈，小规格2圈。  
Screw the nut onto the fitting body by hand and tighten it to the recommended torque with a torque wrench. If torque wrenches are not available, tighten 1 to 2 turns with general wrench. In general, the small fitting is tighten about 1 turn and the large fitting is tighten about 2 turns.

#### ● 重复安装 Reassembly

所有的扩口式接头都可以多次重装，但要保证零件无损坏且清洁。注意扩口无开裂。

Fitting can be used many times. To ensure this, parts must be clean and free of defects. no tube cracked.



- **泄漏原因 Leakage reason**
  - 1 安装时未对准，钢管、扩口轴线与接头体锥面轴线不同心，强制将管子扳到位。  
When assembled, the axis of the tube, the tube flare and the fitting nose are not concentric, force the tube to the station.
  - 2 拧紧力矩过大或过小。 The tighten force is too large or too small.
  - 3 管子扩口处开裂。 The tube flare is cracked.
  - 4 接头体或管子扩口处的密封面上有影响密封的杂质、凹坑等。 The fitting body or the tube flare is collapsed.
  - 5 连接螺母松开。 The connected nut is loosen.
  - 6 过大的扭矩或多次重复使用造成接头结合密封面损坏，丧失密封能力。  
The sealing surface is damaged for longer torque or reassembly time after time.
  - 7 管子扩口太大或太小，不能与接头体很好的贴合密封。  
The tube flare is too large or too small, so the seal between the fitting nose and the tube flare is not effective.

### 锥管螺纹接头 TAPER THREAD FITTINGS

#### 锥管螺纹接头概述 TAPER THREAD FITTINGS INSTRUCTIONS

- 锥管螺纹接头的连接螺纹有三种：美制NPT即60°密封锥管螺纹（GB/T 12716、ANSI/ASME B1.20.1）；美制NPTF干密封锥管螺纹(ANSI B1.20.4)；英制BSPT即55°密封锥管螺纹(GB/T 7306)。  
The connected thread has three types:NPT,NPTF and BSPT.
- NPT、BSPT螺纹连接时，必须使用密封料，NPTF可以形成金属对金属的密封，但使用时也常常用密封料。密封料可以有多种，如：生料带、密封胶、厌氧胶、防振密封胶等。  
NPT、BSPT threads should be assembled with sealant. NPTF is metal to metal seal, but use sealant also. Sealants are available in various forms such as teflon tape, paste and anaerobic glue etc..
- 由于安装时使用了密封带、胶等，如果安装不当，会对油液造成污染，甚至堵塞油路。  
Teflon tape, paste etc., if applied improperly, they will pollute the oil of the hydraulic system, even jam the system.
- 小规格螺纹比大规格的密封效果要好，一般3/4"以下密封可靠性好。  
The seal of the small thread is better than the large. In general the seal of less than 3/4" are good.
- 直通接头用锥螺纹时，连接会比较紧凑，但用于三通或角弯等异型接头时，则较难控制方向，因此建议选用ISO 6149、ISO 11926等可调向接头。  
The connect will compact when the taper thread for straight fitting, if for elbow or tee or cross fittings, the assemble angle is difficult to control, so suggest that the adjustable stud end fittings should be used, for example ISO 6149, ISO 11926 etc..

#### 锥管螺纹接头安装 TAPPER THREAD FITTINGS ASSEMBLY INSTRUCTIONS

- **安装 Assembly**
  - 1 检查油口及连接螺纹，保证无脏物、毛刺及其他异物。  
Inspect port and connectors to ensure that threads on both are free of dirt, burrs and excessive nicks.
  - 2 在外螺纹上加密封料。但在第1、2牙螺纹上不要覆盖密封料，以免污染系统油液。加生料带时应按顺时针方向（从管端看）在外螺纹上缠绕1.5圈到2圈。  
Apply sealant to male pipe threads. With any sealant, the first and second threads should be uncovered to avoid system contamination. If Teflon tape is used it should be wrapped 1.1/2 to 2 turns in clockwise direction when viewed from the pipe thread end.
  - 3 用手拧紧，再用扳手扳紧1.5到3圈，一般小规格扳紧2.5圈左右，大规格扳紧2圈左右。  
First tighten the fitting with hand, then tighten with a wrench 1.1/2 to 3 turns. In general, the small fitting is tighten about 2.5 turns and the large fitting is tighten about 2 turns.
- **重复安装 Reassembly**

锥管螺纹接头可以重复安装，重复安装时应检查密封料是否已损耗，必要时将接头清理干净后重新加密封料安装。  
The taper thread fitting can be reassembled. When reassembled, check if sealant has worn thin.
- **泄漏原因 Leakage reason**
  - 1 没有使用密封料或密封料已损耗。 There is no sealant used or sealant has worn thin.
  - 2 螺纹已磨损。 Threads are galled.
  - 3 螺纹制造不正确，接头螺纹已进入油口很深但仍未旋紧。 Fitting screws in too far into the port.
  - 4 螺纹有严重缺口或刻痕。 Threads are severely nicked.
  - 5 因振动导致螺纹松动。 Threads are loosen.

## 硬管管路的正确布置 Routing of Tube Lines

安装布置硬管管路时，应注意下列几点： Routing of tube lines should pay attention to the following:

- 管子长度要短，管径要合适，流速过高会损失能量。  
The length of tube should be short and tube O.D. should be suitable, the energy will loss if the velocity is too large.
- 两固定点之间的连接，应避免紧拉，需有一个松弯部分，如图1所示，以便于装卸，也不会因热胀冷缩而造成严重的拉应力。  
The tube connection should avoid strain, it is good that have a bending part. See Fig.1.

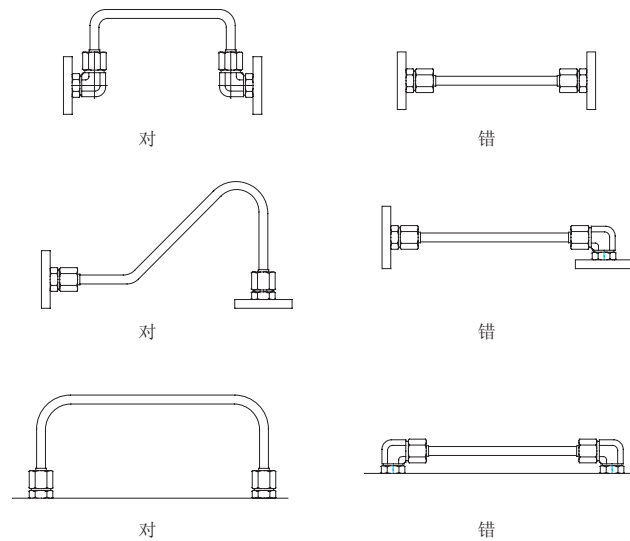


图1 Fig.1

- 管子的弯管半径应尽可能大，其最小弯管半径约为硬管外径的2.5倍。管端处应留出直管部分，其距离为管接头螺母高度的二倍以上。如图2所示。  
The tube bending radius is large as possible. The min. bending radius is about 2.5 times of the O.D.. The tube end should be straight and the spacing is above 2 times of the tube nut. See Fig.2:

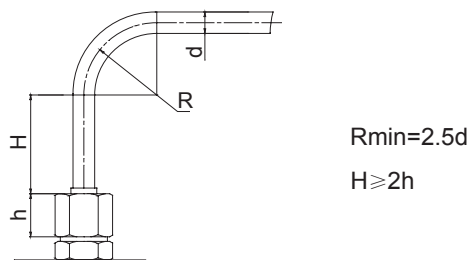


图2 Fig.2

- 硬管的主要失效型式为机械振动引起的疲劳失效，因此当管路较长时，需加管夹支撑，不仅可以缓冲振动，还可减少噪音。在有弯管的管路中，在弯管的二端直管段处要加支撑管夹固定，在与软管连接时，应在硬管端加管夹支撑。管夹间距推荐如图3及表1。

Fatigue failure due to mechanical vibration accounts for the majority of tube line failures. When the tube line is longer, we can use tube clamps to support the system. Proper clamping of the tube can reduce system noise. Recommended tube clamp spacing as shown in Fig.3 and table 1:

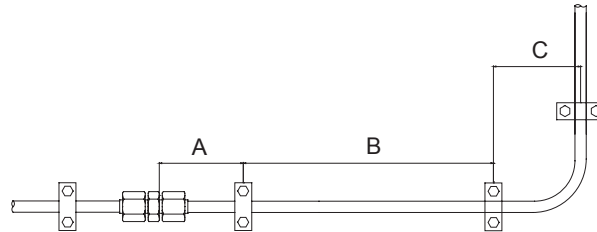


图3 Fig.3

表 1

管子外径 TUBE O.D. (mm)	管夹间距 A CLAMP SPACING A (mm)	管夹间距 B CLAMP SPACING B (mm)	管夹间距 C CLAMP SPACING C C(mm)
6-12.7	50	900	100
15.9-22.2	100	1200	200
25.4	100	1500	200
31.8-38.1	150	2100	300
48.3	150	2700	300

- 避开障碍物时不要使用太多的90°弯曲管，流体经过一个90°的弯曲管的压降比经过两个45°的弯曲管还大。如图 4 应选用正确的弯管角度。

Get around obstructions without using excessive amount of 90° bends. Pressure drop due to one 90° bend is greater than that due to two 45° bends. See Fig.4 :

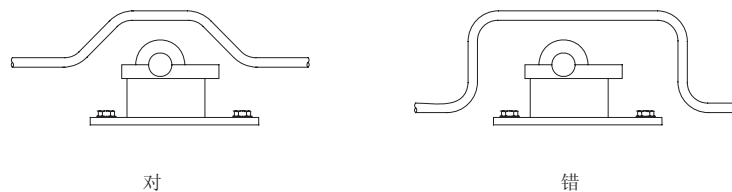


图4 Fig.4

- 布置管路时，尽量使管路远离需经常维修的部件。如图5所示。  
Keep tube lines away from components that require regular maintenance.



图5 Fig.5

- 管路排列应有序、整齐，便于查找故障、保养和维修。如图6所示。  
Have a neat appearance and allow for easy trouble-shooting, maintenance and repair. See Fig.6 :

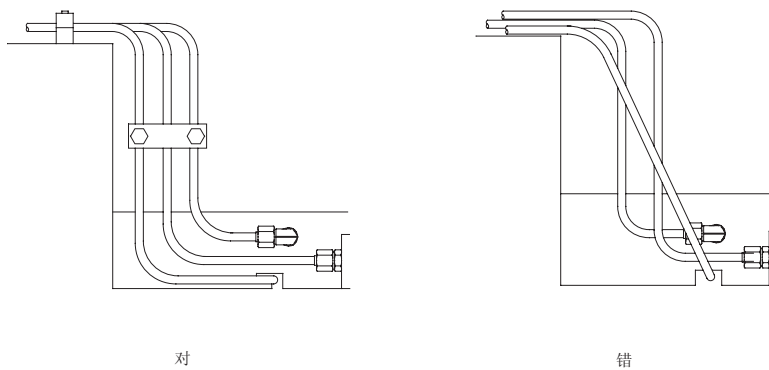


图6 Fig.6

螺纹扭矩建议表 Recommended Thread Torque

公制螺纹 Metric Thread

螺 纹 THREAD	螺母扭矩 N.M NUT TORQUE
M12x1.5	10-20
M14x1.5	20-35
M16x1.5	25-40
M18x1.5	30-45
M20x1.5	35-50
M22x1.5	40-70
M24x1.5	40-70
M26x1.5	60-100
M30x2.0	80-120
M36x2.0	100-150
M42x2.0	150-220
M45x2.0	180-250
M52X2.0	200-300

英管螺纹 BSP Thread

螺 纹 THREAD	螺母扭矩 N.M NUT TORQUE
G1/8"x28	11-12
G1/4"x19	25-28
G3/8"x19	41-48
G1/2"x14	72-82
G5/8"X14	96-110
G3/4"X14	124-137
G1"x11	151-165
G1.1/4"x11	192-206
G1.1/2"x11	261-275
G2"x11	343-357

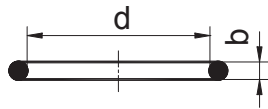
美制 JIC 螺纹 JIC Thread

螺 纹 THREAD	螺母扭矩 N.M NUT TORQUE
7/16"x20	15-16
1/2"x20	19-21
9/16"x18	24-28
3/4"x16	49-53
7/8"x14	77-85
1.1/16"x12	107-119
1.3/16"x12	127-140
1.5/16"x12	147-154
1.5/8"x12	172-181
1.7/8"x12	215-226
2.1/2"x12	332-350

美制 ORFS 螺纹 ORFS Thread

螺 纹 THREAD	螺母扭矩 N.M NUT TORQUE
9/16"x18	14-16
11/16"x16	24-27
13/16"x16	43-47
1"x14	60-68
1.3/16"x12	90-95
1.7/16"x12	125-135
1.11/16"x12	170-190
2"x12	200-225

密封件 Seal



O形圈 O-Ring

DIN 24°锥轻系列O形圈密封用O形圈  
For DIN 24° Cone O-ring L.T.

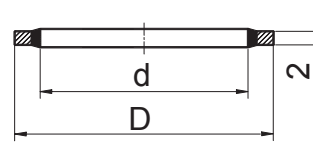
O形圈代号 PART NO.	螺 纹 THREAD	d	b	管子外径 TUBE O.D.
O04.5x1.5	M12X1.5	4.5	1.5	6
O06.5x1.5	M14X1.5	6.5	1.5	8
O08.0x1.5	M16X1.5	8.0	1.5	10
O10.0x1.5	M18X1.5	10.0	1.5	12
O12.0x2.0	M22X1.5	12.0	2.0	15
O15.0x2.0	M26X1.5	15.0	2.0	18
O15.0x2.0	M27X1.5	15.0	2.0	18
O20.0x2.0	M30X2	20.0	2.0	22
O26.0x2.0	M36X2	26.0	2.0	28
O32.0x2.5	M45X2	32.0	2.5	35
O38.0x2.5	M52X2	38.0	2.5	42

DIN 24° 锥重系列O形圈密封用O形圈  
For DIN 24° Cone O-ring H.T.

O形圈代号 PART NO.	螺 纹 THREAD	d	b	管子外径 TUBE O.D.
O04.5x1.5	M14X1.5	4.5	1.5	6
O06.5x1.5	M16X1.5	6.5	1.5	8
O08.0x1.5	M18X1.5	8.0	1.5	10
O10.0x1.5	M20X1.5	10.0	1.5	12
O11.0x2.0	M22X1.5	11.0	2.0	14
O13.0x2.0	M24X1.5	13.0	2.0	16
O16.3x2.4	M30X2	16.3	2.4	20
O20.3x2.4	M36X2	20.3	2.4	25
O25.3x2.4	M42X2	25.3	2.4	30
O33.3x2.4	M52X2	33.3	2.4	38

美制ORFS外螺纹平面O形圈密封用O形圈  
For ORFS Male O-ring

O形圈代号 PART NO.	螺 纹 THREAD	d	b
O011	9/16"x18UNF	7.65	1.78
O012	11/16"x16UN	9.25	1.78
O014	13/16"x16UN	12.42	1.78
O016	1"x14UNSF	15.6	1.78
O018	1.3/16"x12UN	18.77	1.78
O021	1.7/16"x12UN	23.52	1.78
O025	1.11/16"x12UN	29.87	1.78
O029	2"x12UN	37.82	1.78



组合垫 Bonded Seal

SAE法兰用O形圈  
For SAE Flange O-ring

O形圈代号 PART NO.	法兰型号 FLANGE SIZE	d	b
O210	1/2"	18.64	3.53
O214	3/4"	24.99	3.53
O219	1"	32.92	3.53
O222	1.1/4"	37.69	3.53
O225	1.1/2"	47.22	3.53
O228	2"	56.74	3.53
O232	2.1/4"	69.44	3.53

JIS法兰用O形圈 For JIS Flange O-Ring

O形圈代号 PART NO.	法兰型号 FLANGE SIZE	d	b
O212	5/8"	21.82	3.53

英管外螺纹O形圈密封接头用O形圈  
For BSP Male O-ring

O形圈代号 PART NO.	螺 纹 THREAD	d	b
O011	G1/8"X28	7.65	1.78
O111	G1/4"X19	10.77	2.62
O113	G3/8"X19	13.94	2.62
O115	G1/2"X14	17.12	2.62
O910	G5/8"X14	19.18	2.46
O119	G3/4"X14	23.47	2.62
O217	G1"X11	29.74	3.53
O222	G1.1/4"X11	37.69	3.53
O224	G1.1/2"X11	44.04	3.53
O139	G2"X11	54	3

美制SAE外螺纹 O形圈密封接头用O形圈  
For SAE Male O-ring

O形圈代号 PART NO.	螺 纹 THREAD	d	b
O904	7/16"x20UNF	8.92	1.83
O905	1/2"x20UNF	10.52	1.83
O906	9/16"x18UNF	11.89	1.98
O908	3/4"x16UNF	16.36	2.21
O910	7/8"x14UNF	19.18	2.46
O912	1.1/16"x12UN	23.47	2.95
O914	1.3/16"x12UN	26.62	2.95
O916	1.5/16"x12UN	29.74	2.95
O920	1.5/8"x12UN	37.46	3.00
O924	1.7/8"x12UN	43.69	3.00
O932	2.1/2"x12UN	59.36	3.00

N

# 附加资料 Information

英管内螺纹60°外锥面用O形圈  
For BSP Female 60° Cone O-ring

O形圈代号 PART NO.	螺纹 THREAD	d	b
O171	G3/4"X14	17.1	1.6
O221	G1"X11	22.1	1.6
O291	G1.1/4"X11	29.1	1.6
O351	G1.1/2"X11	35.1	1.6

水管接头用O形圈 For Waterwash O-ring

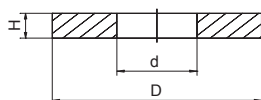
O形圈代号 PART NO.	螺纹 THREAD	d	b
O10.0X2.0	M22x1.5	10.0	2.0

SAE矿用接头用O形圈  
For SAE Staplelok O-ring

O形圈代号 PART NO.	接头规格 FITTING SIZE	d	b
O06.0X2.0	-04	6.0	2.0
O10.0X2.0	-06	10.0	2.0
O13.0X2.5	-08	13.0	2.5
O19.0X2.5	-12	19.0	2.5
O25.0X2.5	-16	25.0	2.5
O33.0X2.5	-20	33.0	2.5
O40.0X3.0	-24	40.0	3.0
O50.0X3.0	-32	50.0	3.0

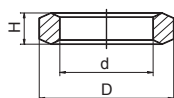
公制外螺纹可调向柱端用O形圈  
For Metric Male Adjustable Stud End O-ring

O形圈代号 PART NO.	螺纹 THREAD	d	b
O06.1X1.6	M8X1	6.1	1.6
O08.1X1.6	M10X1	8.1	1.6
O09.3X2.4	M12X1.5	9.3	2.4
O11.3X2.4	M14X1.5	11.3	2.4
O13.3X2.4	M16X1.5	13.3	2.4
O15.3X2.4	M18X1.5	15.3	2.4
O17.3X2.4	M20X1.5	17.3	2.4
O19.3X2.4	M22X1.5	19.3	2.4
O21.3X3.0	M24X1.5	21.3	3.0
O23.5X3.0	M26X1.5	23.5	3.0
O23.5X3.0	M27X2	23.5	3.0
O26.5X3.0	M30X2	26.5	3.0
O29.5X3.0	M33X2	29.5	3.0
O38.5X3.0	M42X2	38.5	3.0
O44.5X3.0	M48X2	44.5	3.0
O56.2X3.0	M60X2	56.2	3.0



压力表紫铜垫片

垫片代号PART NO.	d	D	H
DP-B04G	6	11	2
DP-B08G	6	18	2

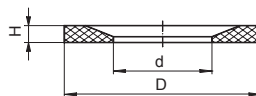


压力表钢垫片

垫片代号PART NO.	d	D	H
DP-B04DK	6	11.3	4.5
DP-B08DK	12	18.5	5

六角端面密封用组合垫 Bonded Seal

组合垫代号PART NO.	螺纹 THREAD	d	D
ZHD-10	M10 、 G1/8"	10.4	16
ZHD-14	M14 、 G1/4"	14.4	20
ZHD-16	M16	16.4	22
ZHD-18	M18 、 G3/8"	18.4	25
ZHD-22	M22 、 G1/2"	22.5	30
ZHD-24	M24	24.5	32
ZHD-27	M27 、 G3/4"	27.5	35
ZHD-30	M30	30.5	38
ZHD-33	M33 、 G1"	33.5	42
ZHD-36	M36	36.6	46
ZHD-42	M42 、 G1.1/4"	42.6	53
ZHD-45	M45	45.6	56
ZHD-48	M48 、 G1.1/2"	48.7	60
ZHD-52	M52	52.7	66
ZHD-60	M60 、 G2"	60.7	75



胶垫 CAPTIVE

胶垫代号PART NO.	螺纹 THREAD	d	D	H
WD-B02	G1/8"X28	8.4	11.9	1.0
WD-B04	G1/4"X19	11.6	16.5	1.5
WD-B06	G3/8"X19	14.7	18.9	1.5
WD-B08	G1/2"X14	18.5	23.9	1.5
WD-B12	G3/4"X14	23.9	29.2	1.5
WD-B16	G1"X11	29.7	35.7	2.0
WD-B20	G1.1/4"X11	38.8	45.8	2.0
WD-B24	G1.1/2"X11	44.7	50.7	2.0
WD-B02	M10X1	8.4	11.9	1.0
WD-M12	M12X1.5	9.8	14.4	1.5
WD-M14	M14X1.5	11.8	16.5	1.5
WD-M16	M16X1.5	13.8	18.9	1.5
WD-M18	M18X1.5	15.7	20.9	1.5
WD-M20	M20X1.5	17.8	22.9	1.5
WD-M22	M22X1.5	19.6	24.3	1.5
WD-B12	M26X1.5	23.9	29.2	1.5
WD-B12	M27X2	23.9	29.2	1.5
WD-B16	M33X2	29.7	35.7	1.5
WD-B20	M42X2	38.8	45.8	2.0
WD-B24	M48X2	44.7	50.7	2.0

单位转换表 Conversion Factor

名称 DENOMINATION	单位 UNIT	转换单位 CONVERSION UNIT	转换系数 FACTOR
长度 LENGTH	英寸in	毫米mm	25.4
	毫米mm	英寸in	0.03937
	英尺ft	米m	0.3048
	米m	英尺ft	3.28084
面积 AREA	平方英寸in <sup>2</sup>	平方厘米cm <sup>2</sup>	6.4516
	平方厘米cm <sup>2</sup>	平方英寸in <sup>2</sup>	0.1550
体积 VOLUME	英加仑gal	升l	4.54609
	升l	英加仑gal	0.219969
	美加仑gal	升l	3.78541
	升l	美加仑gal	0.264172
	升l	分米 <sup>3</sup>	1
质量 MASS	磅lb	千克kg	0.453592
	千克kg	磅lb	2.204622
力矩 TORQUE	磅力.英寸lbf.in	牛.米N.m	0.112985
	牛.米N.m	磅力.英寸lbf.in	8.85075
压力 PRESSURE	磅力/英寸 <sup>2</sup> psi	巴bar	0.06895
	巴bar	磅力/英寸 <sup>2</sup> psi	14.5038
	磅力/英寸 <sup>2</sup> psi	兆帕MPa	0.006895
	兆帕MPa	磅力/英寸 <sup>2</sup> psi	145.038
	兆帕MPa	巴bar	10
	巴bar	兆帕MPa	0.1
	帕Pa	巴bar	10 <sup>-5</sup>
	巴bar	帕Pa	10 <sup>5</sup>
速度 VELOCITY	英尺/秒ft/s	米/秒m/s	0.3048
	米/秒m/s	英尺/秒ft/s	3.28084
流量 FLOW RATE	英加仑/分gal/min.	升/分l/min.	4.54609
	升/分l/min.	英加仑/分gal/min.	0.219969
	美加仑/分gal/min.	升/分l/min.	3.78541
	升/分l/min.	美加仑/分gal/min.	0.264172
温度 TEMPERATURE	华氏度°F	摄氏度°C	5/9* (华氏温度°F-32)
	摄氏度°C	华氏度°F	摄氏温度°C*9/5+32

N



型号索引 Part NO. Index

型号 PART NO.	页码 PAGE
1B	PF1
1B-HS	PF9
1B-WD	PF11
1B-2WD	PF2
1B4	PF3
1B9	PF4
1BG	PF5
1BG-OG	PF6
1BG4-OG	PF5
1BG9-OG	PF6
1BH	PF7
1BH9-OG	PF8
1BJ	PF10
1BK	PF12
1BM	PF13
1BM-WD	PF14
1BN	PF15
1BO	PF16
1BT-SP	PF11
1BT9-SP	PF17
1C、1D	PB1
1C、1D变径	PB2
1C9、1D9	PB3
1CB-WD、DB-WD	PB4
1CFL-W、1DFL-W	PM1
1CG、1DG	PB5
1CG9-OG、1DG9-OG	PB6
1CH、1DH	PB7
1CH9-OG、1DH9-OG	PB8
1CI、1DI	PB9
1CJ、1DJ	PB10
1CM-WD、1DM-WD	PB11
1CN、1DN	PB12
1CO、1DO	PB13
1CT-SP、1DT-SP	PB14
1CW、1DW	PB15
1DFS-WD	PM1
1F	PI1
1F9	PI2
1FFL	PM2
1FFS	PM2
1FH	PI2
1FH9-OG	PI3
1FN	PI4
1FN9	PI5
1FO	PI6
1FO9-OG	PH7
1FO9-OGL	PI8
1H	PD1
1J	PH1
1J9	PH2
1JB-WD	PH3
1JF	PH4
1JFL	PM3

型号 PART NO.	页码 PAGE
1JFL9	PM3
1JFS	PM4
1JFS9	PM5
1JG	PH5
1JG9-OG	PH6
1JG-L	PH7
1JH	PH8
1JH9-OG	PH9
1JK	PH7
1JM	PH10
1JM-WD	PH11
1JN	PH12
1JN9	PH13
1JN9-L	PH14
1JN9-LL	PH14
1JN-L	PH15
1JN-LL	PH15
1JO	PH16
1JO4-OG	PH17
1JO9-OG	PH18
1JO9-OG/L	PH19
1JO-L	PH19
1JS	PH20
1JT4-SP	PH21
1JT9-SP	PH22
1JW	PH23
1JW9-IN	PH23
1K	PC1
1KG	PC1
1KH	PC2
1KN	PC2
1KT-SP	PC3
1N	PJ1
1N9	PJ2
1NO	PJ3
1NO9-OG	PJ3
1NP	PL1
1NT	PJ4
1O-OG	PH24
1OT-SP	PG1
1S	PE1
1SB	PE1
1SG	PE2
1SG9-OG	PE2
1SN	PE3
1SO	PE3
1ST-SP	PE4
1T9-SP	PG2
1T-SP	PG1
2B	PF18
2B9	PF19
2B-G	PF19
2BJ	PF20
2C	PB16

型号 PART NO.	页码 PAGE
2C9、2D9	PB17
2D	PB18
2F	PI9
2F9	PI10
2FU9	PK1
2GB	PF21
2GJ	PH24
2HB	PH22
2J	PH25
2J4	PH26
2J9	PH27
2JB	PH28
2JF	PH29
2MJ	PD2
2NB	PF23
2NF	PI10
2NJ	PH30
2NJ9	PH29
2NU	PK2
2NU9	PK3
2NU9-L	PK4
2OB	PF24
2OF	PI11
2OJ	PH31
2OU	PK4
2S	PE5
2TB9-SP	PF24
2TB-G/SP	PF25
2TB-SP	PF25
2TJ-SP	PH32
3B	PF26
3J	PH33
4B	PF27
4BN-WD	PF28
4B-WD	PF28
4C、4D	PB19
4F	PI11
4FL-4FS	PM5
4H	PD2
4J	PH34
4K	PC3
4M	PD3
4MN-WD	PD3
4N	PJ5
4NN	PJ5
4O	PH34
4ON	PH32
4S	PE5
4TN-GM	PG3
4T-SP	PG3
5B	PF29
5B-G	PF27
5B-HS	PF30
5BN	PF31

型号 PART NO.	页码 PAGE
5BT	PF31
5F-S	PI12
5GB	PF32
5GN	PJ6
5HN	PJ6
5J	PH35
5JB	PH36
5JB-G	PH37
5JB-GDK	PH37
5JN	PH38
5JN9	PH38
5JN-BH	PH39
5JT	PH40
5JT9	PH40
5N	PJ7
5NB	PF33
5NO	PJ8
5NT	PJ9
5O	PH41
5OB	PF34
5ON	PJ10
5OT	PG4
5T9-SP	PG4
5TB9-SP	PF34
5TB-SP	PF35
5TN-SP	PJ9
5T-SP	PG5
6B	PF32
6C、6D	PB20
6F	PI13
6J	PH42
6J9	PH43
6NJ	PH44
6S	PE6
7B	PF36
7B9-PK	PF37
7B-S	PF37
7JN	PH44
7N	PJ11
7N9-PK	PJ12
7NU-S	PK5
7T	PG6
7T9-PK	PG7
8C	PB21
8F	PI13
8J	PH45
8J-OG	PH45
9B	PF38
9C、9D	PB22
9F	PI14
9J	PH46
9J-CAP	PH46
9K	PC4
9N-CAP	PJ12

